

**CHILDREN'S, YOUNG PEOPLE AND EDUCATION  
CABINET COMMITTEE**

**Wednesday, 6th March, 2024**

**10.00 am**





## AGENDA

# CHILDREN'S, YOUNG PEOPLE AND EDUCATION CABINET COMMITTEE

Wednesday, 6 March 2024 at 10.00 am

Ask for: **James Clapson**  
Telephone: **03000 417387**

### Membership

Conservative:	Mr M C Dance (Chairman), Mr M Dendor (Vice-Chairman), Mr P V Barrington-King, Mr D Beaney, Mrs L Game, Ms S Hamilton, Mr S C Manion, Mrs M McArthur, Mr A Sandhu, MBE and Mr D Ross
Labour:	Mr A Brady and Dr L Sullivan
Liberal Democrat:	Mrs T Dean, MBE
Green and Independent:	Ms J Hawkins and Mr P Stepto
Church Representatives:	Mr M Reidy, Mr J Constanti and Mr Q Roper
School Governor Representatives	Ms R Ainslie-Malik and Ms H Carter

### **UNRESTRICTED ITEMS**

*(During these items the meeting is likely to be open to the public)*

- 1 Introduction/Webcast announcement
- 2 Apologies and Substitutes
- 3 Declarations of Interest
- 4 Minutes of the meeting held on 16 January 2024 (Pages 1 - 12)
- 5 Verbal Update by Cabinet Members
- 6 Performance Monitoring (Pages 13 - 74)
- 7 Ofsted Update (Pages 75 - 100)

- 8 Presentation - An Overview of Post-16 Education
- 9 KCC Maintained School Estate - Condition Survey Update (Pages 101 - 108)
- 10 Risk Management: Children, Young People and Education (Pages 109 - 126)
- 11 Local Authority Designated Officer (LADO) Annual Report 2022/23 (Pages 127 - 172)
- 12 Contract Register (Pages 173 - 182)
- 13 24/00008 Special Educational Needs - Therapy Contracts  
Report to follow.
- 14 Local Government Social Care Ombudsman - Case 22 017 780 Public Report  
Actions (Pages 183 - 186)
- 15 24-00016 Extended Early Years Entitlement and Wraparound Childcare -  
Revenue and Capital Criteria  
Report to follow.
- 16 24/00011 KCC's Contribution to the Children and Young People's Mental Health  
Service (CYPMHS) (Pages 187 - 214)
- 17 24/00020 - Proposed Revision of Rates Payable and Charges Levied by Kent  
County Council for Children's Social Care Services in 2024-25  
Report to follow.

### **School Expansions/Alterations**

- 18 24/00013 Vigo Village School Roof Replacement Project (Pages 215 - 222)
- 19 24/00019 Expansion of Rosherville Church of England Academy (Pages 223 -  
242)
- 20 SACRE Annual Report (Pages 243 - 254)
- 21 Work Programme (Pages 255 - 256)
- 22 Motion to exclude the press and public for exempt business  
That, under Section 100A of the Local Government Act 1972, the press and  
public be excluded from the meeting for the following business on the grounds  
that it involves the likely disclosure of exempt information as defined in  
paragraph 3 of part 1 of Schedule 12A of the Act.  
  
Paragraph 3 – Information relating to the financial or business affairs of any  
particular person (including the authority holding that information)

**EXEMPT ITEM**

*(During this item the meeting is likely NOT to be open to the press and public)*

23 Services Provided by The Education People  
Report to follow.

Benjamin Watts  
General Counsel  
03000 416814

**Tuesday, 27 February 2024**

**KENT COUNTY COUNCIL****CHILDREN'S, YOUNG PEOPLE AND EDUCATION CABINET  
COMMITTEE**

MINUTES of a meeting of the Children's, Young People and Education Cabinet Committee held at on Tuesday, 16th January, 2024.

PRESENT: Mr M Dance (Chairman), Mr M Dendor (Vice-Chairman), Mr P Barrington-King, Mr A Brady, Mrs T Dean, MBE, Ms S Hamilton, Mr S C Manion, Mr D Ross, Mr A Sandhu, MBE, Mr P Stepto, Dr L Sullivan, Mr M Reidy and Mr Q Roper.

OTHER MEMBERS : Mrs S Chandler, Mr R Love, OBE and Mr H Rayner

OFFICERS: David Adams (Assistant Director Education (South Kent)), Sarah Hammond (Corporate Director Children, Young People and Education), Craig Chapman (Head of Fair Access), Ingrid Crisan (Director of Operations, Integrated Children's Services), Christy Holden (Head of Children's Commissioning), Kevin Kasaven (Director of Children's Countywide Services), Christine McInnes (Director of Education), Samantha Sheppard (Senior Commissioner), Claire Thomson (Children's Complaint and Customer Care Manager), Robert Veale (Assistant Director Education (East Kent)), Katherine Atkinson (Assistant Director, Management Information and Intelligence, Integrated Children's Services) and Dave Shipton (Head of Finance Policy, Planning and Strategy)

**UNRESTRICTED ITEMS****1. Apologies and Substitutes**  
*(Item 2)*

Apologies were received from Mr Beaney, Mrs McArthur and Ms Hawkins.

**2. Declarations of Interest**  
*(Item 3)*

Mr Manion declared an interest in item 9, 23-00126 – Admission Arrangements and Scheme for 2025-26 Academic Year.

Mr Brady declared an interest in item 13, 23-00127 - Extension of Funded Early Years Entitlement and Wraparound Childcare, and the Local Funding Formula for Early Years Providers Funded Entitlement Payments for 2024-25.

**3. Minutes of the meeting held on 21 November 2023**  
*(Item 4)*

1) RESOLVED that the minutes of the meeting held on 21 November 2023 were a correct record.

**4. Revised Draft Revenue Budget 2024-25 and 2024-27 MTFP, Draft Capital Programme 2024-34 and Treasury Management Strategy**  
*(Item 5)*

*Dave Shipton, Head of Finance Policy, Planning and Strategy; Kevin Kasaven, Director of Children's Countywide Services and Sarah Hammond, Corporate Director of CYPE were in attendance for this item.*

1. Mr Rayner, Deputy Cabinet Member for Finance, Corporate and Traded Services, introduced the item and gave a general overview of the budget position. He noted that the budget deficit had been reduced by around £12,000,000, to £36,000,000 since the budget was considered at the last meeting of the Committee. Members were now presented with a balanced budget for 2024/25 that included a draw down from reserves, utilised £14,000,000 of risk reserves, and estimated £8,000,000 revenue from the sale of assets. The Budget should be seen as part of a three year plan for the future.
2. Mrs Chandler, Cabinet Member for Integrated Children's Services provided the committee with further details relating to her portfolio. The following points were noted:
  - The budget updates relating to Integrated Children's Services portfolio were relatively small, however the cost of children's placements had been revised.
  - The cost savings that were expected to result from the decisions made just before Christmas were now shown in the updated budget.
3. Further to questions and comments from Members, it was noted that:
  - There was a fall in the number of looked after children, and a fall in the number of children being referred to social work services; however, the children who were referred often had complex needs. The availability of specialist providers with the ability to meet these complex needs was very limited and led to high placement costs.
  - An assessment was underway to look at the development of an in-house set of services that would work jointly with health services.
  - The family hubs would provide a whole system approach that could identify children suffering from mental health issues and offer support at an earlier stage.
  - The use of agency social workers was expensive. KCC looked to develop, employ and retain social workers to reduce dependency on agency workers.
  - The Early Years Review looked to see how services could be delivered better in the future. The Review included some very positive proposals to take the service forward.
  - Work was underway with health partners to ensure that the cost of providing care was correctly shared.
  - There was a very strong relationship between the Early Help and Social Work teams. Audits of the Early Help team's work showed very strong performance, supported through training and development. There was confidence that the Service could accommodate an increase to the current caseloads.

- The data for the number of Early Help Unit referrals and showed an increasing trend up to October. Officers advised that the latest figures suggested that the trend was now decreasing.
  - Each line of the budget had been given very careful consideration before it was included.
4. RESOLVED to note the updated Revenue Budget, the Medium Term Financial Plan, the Draft Capital Strategy and Programme, and draft Treasury Management Strategy
  5. In accordance with paragraph 16.31 of the Constitution, Dr Sullivan, wished for it to be recorded in the minutes that she voted against the motion.

## **5. Verbal Update by Cabinet Members** *(Item 6)*

*Sarah Hammond, Corporate Director of CYPE and Christine McInnes, Director of Education were in attendance for this item*

1. Mr Love provided his Cabinet Member verbal update as follows:

### 1.1 Accelerated Progress Plan (APP) Update

The first progress review of the APP had taken place. NHS England and the Department for Education (DfE) examined the steps taken to improve SEN services in Kent and found strong governance processes in place, appropriate oversight of SEN and strengthening relationships with schools. There were clear signs of improvement, but there was more to be done and another review would take place in six months to monitor progress. A written briefing would be circulated to Members to outline the position in more detail.

### 1.2 SEND Roadshows

Following on from a series of successful SEND Roadshows so in 2023, the next session would be in Dover on Thursday 18 January. The details were shared with subscribers to the SEND parent newsletter and were available on the KCC website. Further sessions were planned throughout 2024 as part of the ongoing commitment to improve SEND services for Kent families.

### 1.3 Zayed Sustainability Prize

Congratulations were offered to students at Northfleet Technology College. They were among 11 winners worldwide to be awarded the Zayed Sustainability Prize at COP28, for their school beehive business. The school received £118,000 for the accolade that would be spent on a wind turbine and spreading their message about sustainability to other schools.

### 1.4 Christmas Card Competition

Mr Love held a Christmas card competition for local Kent primary schools. Six year old Sarrinah from St Stephen's Infant School won the competition and her design featured on front of Mr Love's annual Christmas card. On 12 December Mr Love visited the school and was given a tour from Sarrinah before meeting with the headteacher Alice Edgington, and the CEO of the Inspira Academy Trust, Dean Jones, to discuss a range of educational matters.

2. Mrs Chandler provided her Cabinet Member verbal update as follows:

### 2.1 New Director Appointment

Mrs Chandler welcomed Ingrid Crisan the new Director of Operational Integrated Children's Services and offered thanks to Carolann James who her work as Interim Director. Ms James would continue to oversee the family hubs project to help ensure that the rollout went as smoothly as possible.

### 2.2 Unaccompanied Asylum Seeking Children (UASC) High Court Decision

On 29 November 2023 the High Court determined that the Home Secretary had acted unlawfully and vindicated the actions that KCC had taken. The ruling found that the National Transfer Scheme and its management was inadequate, and for large periods unlawful. It was acknowledged that the NTS had been unreasonably slow and unlawful during the period December 2021 to 27 July 2023. The Home Office must resolve the issues and ensure that it worked fairly and sustainably in the future.

KCC was working with the Home Office to ensure funding would be in place to provide sufficient temporary accommodation for all expected new UASC arrivals moving forward. Several possible sites across the county had been identified and local residents had been informed.

### 2.3 UASC Update

The total number of UASC arrivals during 2023 was 2,226. This was a significant increase over the number of arrivals in 2022 that reached 1,403. 2,226 was the highest number of arrivals ever recorded in a single calendar year.

### 2.4 Kinship Care

From April 2024 KCC there would be a new Kinship Care Service, that utilised existing staff within the fostering and district teams. This was in line with the Government's recently published National Kinship Care Strategy. Kinship carers were family and friends who care for children when they cannot stay at home.

The service would meet and assess potential carers, deal with urgent entries into care, and provide wider support to identify alternative measures of care that mitigated against the need for extensive child protection measures and legal interventions. Section 17 funding would be utilised to support the arrangements, and the outcomes for vulnerable children and young people would be monitored.

### 2.5 'Any of Us' Fostering Film Project

KCC, part funded a short film project entitled "Any of Us" which was awarded two prestigious awards in December. The film was intended to encourage people from all backgrounds to consider becoming a foster carer for their local authority. The fostering film won the "Best Collaboration" and "Best Creative Comms" categories at the comms2point0 UnAwards.

Anyone considering becoming a foster carer was encouraged to attend one of the online information events. Full details were available on the Kent Fostering website.



## 2.6 Outcome of Christmas Appeal

KCC partnered with the Young Lives Foundation in 2023 for the annual Kent Corporate Parenting Christmas Appeal and exceeded the target to raise £20,000 in order to provide a £10 Christmas gift voucher to every care leaver in Kent. Thanks were offered to everyone who donated. The surplus money would be used to provide house warming gifts for care leavers when they move into their first homes.

## 6. Performance Monitoring (Item 7)

*Katherine Atkinson, Assistant Director, Management Information & Intelligence CYPE and Christine McInnes, Director of Education and SEN were in attendance for this item.*

1. Ms Atkinson introduced the report that detailed performance up to the end of October.
2. Further to questions and comments from Members, it was noted that:
  - Work was underway to review the support offered to young people who find themselves not in education, employment or training (NEET's). There was normally an annual review in Spring and there was link between permanent school exclusion and NEET's.
  - Information about Education Health and Care Plans (EHCP) complaints would be included in the report at the next meeting.
  - 2023 had seen a dip in attainment nationally which was mirrored in Kent. The targets had been set based on 2022 results where attainment had been higher, therefore there were a number of indicators with amber and red ratings during 2023. The targets for 2024 were based upon 2023 data. Attainment and progress data often saw significant fluctuation, this was currently exacerbated as it had not fully settled following disruption from the Covid 19 pandemic.
  - Additional staffing capacity had been assigned to work through the EHCP case back log, and there were signs of progress.
  - It would be unusual for a child with an EHCP to enter the Pupil Referral Unit (PRU) as they would normally have specialist education provision; however, when a child entered the PRU they might be referred for an EHCP assessment.
  - When local special schools were full, children sometimes needed to travel to neighbouring boroughs to attend a school that could meet their needs. Long travel times to school were not good for children; KCC was working to try and ensure that there was sufficient local capacity to allow children with the most need to attend a school close to their home.
  - The cost of home to school transport was a key driver of the budget overspend within SEND and impacted upon the money available to provide other Council services. A significant amount of work was underway to better understand and plan home to school transportation.
3. RESOLVED to note the report.

**7. Ofsted Update**  
*(Item 8)*

*Katherine Atkinson, Assistant Director, Management Information & Intelligence CYPE and Christine McInnes, Director of Education and SEN were in attendance for this item.*

1. Ms Atkinson advised that there were no updates from the report considered by the Committee at the last meeting due to the timelines for reporting.
2. RESOLVED to note the report.

**8. 23/00125 - Changes to the KCC Local Funding Formula for Schools 2024-25**  
*(Item 9)*

*Karen Stone, CYPE Finance Business Partner, Christine McInnes, Director of Education and Sarah Hammond, Corporate Director of CYPE were in attendance for this item.*

1. Ms Hammond introduced the report.
2. Further to questions and comments from Members, it was noted that:
  - The KCC local funding formula was designed to closely emulate the national funding formula, therefore schools should not see a significant change when the national funding formula is fully embedded.
  - The move towards the National Funding Formula rates had led to an increase in funding for schools, however the proposed increase for 2024-25 of 3.7% was below the rate of inflation.
3. RESOLVED to endorse the proposed decision that the Cabinet Member for Education and Skills agrees to implement the proposals set out within the Kent Schools' Local Funding Formula 2024-25.

**9. 23-00126 - Admission Arrangements and Scheme for 2025-26 Academic Year**  
*(Item 10)*

*Craig Chapman, Assistant Director – Fair Access and (Interim) SEN Processes and Christine McInnes, Director of Education were in attendance for this item.*

1. Mr Chapman outlined the report.
2. RESOLVED to endorse the proposed decision to determine:
  - a. The Coordinated Primary Admissions Scheme 2025/26 incorporating the In Year admissions process as detailed in Appendix A
  - b. The Co-ordinated Secondary Admissions Scheme 2025/26 incorporating the In Year admissions process and Kent Test process as detailed in Appendix B

- c. The oversubscription criteria relating to Community and Voluntary Controlled Infant, Junior and Primary Schools in Kent 2025/26 as detailed in Appendix C (1)
- d. The oversubscription criteria relating to Community and Voluntary Controlled Secondary Schools in Kent 2025/26 as detailed in Appendix D (1)
- e. The Published Admissions Number for Community and Voluntary Controlled Infant, Junior and Primary Schools 2025/26 as set out in Appendix C (2)
- f. The Published Admissions Number for Community and Voluntary Controlled Secondary Schools 2025/26 as set out in Appendix D (2)
- g. The relevant statutory consultation areas for Kent Infant, Junior and Primary Schools 2025/26 as detailed in Appendix A (2) and the relevant statutory consultation areas for Kent Secondary Schools 2025/26 as set out in Appendix B (2)

**10. Annual Complaints Report**  
(Item 11)

Claire Thomson, Children's Complaint and Customer Care Manager and *Pascale Blackburn-Clarke, Delivery Manager - Engagement & Consultation* were in attendance for this item.

1. Ms Thomson introduced the report.
2. Further to questions and comments from Members, it was noted that:
  - It was very rare for the vexatious and unreasonably persistent procedure to be used.
  - Currently there was no funding available for additional staff within the Complaints team. Staff had recently been bought together to form a centralised team and work was underway to look at what efficiencies could be achieved.
  - The work to investigate and draft responses continued to be carried out within individual departments.
  - There were a number of actions underway to improve services, including:
    - Improvements to communications with parents though direct and indirect interactions.
    - A focus on attention to detail that would allow the Council to strongly justify its actions when cases were raised with the Ombudsman.
    - A cross portfolio review led by Mr Jeffrey to review the levels of sign off required before responses could be sent that looked to streamline the process.
    - There was a concern that cost saving changes to services could lead to more complaints, and this might lead to increased legal costs which would undermine the cost saving goal. The majority of Ombudsman cases did not require legal involvement, however

some SEN complaints that were escalated to a tribunal did incur legal costs.

3. RESOLVED to consider and note the report.

## 11. Early Years Review

*(Item 12)*

*Samantha Sheppard, Senior Commissioner (Inclusion and SEN), Christy Holden, Head of Children's Commissioning and Christine McInnes, Director of Education were in attendance for this item.*

1. Ms McInnes introduced the report.
2. Further to questions and comments from Members, it was noted that:
  - There was a significant overlap between the Integrated Childrens Services portfolio and the Education and Skills portfolio, discussions would take place between both Cabinet Members before any decision was made.
  - The sufficiency plan offered a detailed breakdown of the sufficiency across the county.
  - Value for money discussions were underway with The Education People that included benchmarking for the service.
  - There would be further key decisions that would include timelines for implementation.
  - Providers had to work within the funding available to them through the National Funding Formula (NFF). The hourly rate granted through the NFF did not always meet the cost of providing services.
  - There would be a review of the specialist nursery intervention service level agreement (SLA) following consultation. It was likely that the SLA would need to be extended in the short term to allow a period of transition for any changes.
  - The options to improve and encourage an inclusive culture were being considered.
  - There was a lot of data regarding the lack of uptake. This tended to occur more in areas of high deprivation. There was an opportunity to do more targeted work to understand why uptake was low in certain regions and to promote what was offered more.
  - Future reports should include what would be done to support areas of deprivation.
3. RESOLVED to consider and note:
  - a. the content of the report.
  - b. the services intention to undertake a public consultation on a new model of universal, targeted and specialist support for settings, including a new process to access SENIF funding.
  - c. a further decision report will be brought to the Committee on the outcomes of the consultation later this year.

**12. 23-00112 - External Fostering Placements - Re-opening the Kent and Medway Independent Fostering Services Framework Agreement**  
(Item 13)

*Christy Holden, Head of Children's Commissioning and Kevin Kasaven, Director of Children's Countywide Services were in attendance for this item.*

1. Ms Holden introduced the report.
2. RESOLVED to endorse the proposed decision that the Cabinet Member for Integrated Children's Services:
  - a) Re-open the Kent and Medway Independent Fostering Services Framework Agreement to allow new providers to join from April 2024.
  - b) Delegate decisions and necessary actions, including the award and the implementation of any contract extensions and re-openings of the tender allowable within the terms and conditions of the contract, to the Corporate Director for Children, Young People and Education or other Officer as instructed by the Corporate Director for Children, Young People and Education, in consultation with the Cabinet Member.

**13. 23-00127 - Extension of Funded Early Years Entitlement and Wraparound Childcare, and the Local Funding Formula for Early Years Providers Funded Entitlement Payments for 2024-25**  
(Item 14)

*David Adams, Assistant Director Education (South Kent) and Christine McInnes, Director of Education were in attendance for this item.*

1. Mr Adams introduced the report.
2. Further to questions and comments from Members, it was noted that:
  - The Education People managed the support that was offered to providers.
  - The largest increase in demand was expected to be when the entitlement rose to 30 hours a week and was extended to include children from nine months old.
  - The capital funding would be insufficient to build new nurseries in areas where there was a shortage of provision, it would largely be used to pay for adaptations to existing buildings.
  - KCC took a small element of the Government's rate to cover the cost of managing the process.
  - The decision was expected to be made in February, it was important that providers and potential providers knew the details as soon as possible.
  - The wrap around funding was a short term fund that was intended to help providers develop a sustainable service.
  - The guidance did not allow filled places to be subsidised, however there was the ability to temporarily fund some unfilled places, when needed by a provider to be financially viable, until those places could be filled.

3. RESOLVED to endorse the proposed decision, that the Cabinet Member for Integrated Children's Services:
  - 3.1. Approve acceptance of:
    - a. the new revenue grant to support the roll out of the wraparound childcare programme, and
    - b. the capital grant to support the delivery of extended early years funded entitlement and wraparound childcare;
  - 3.2. Authorise the Director of Education and SEND to take the actions required to deliver a. and b. above, in line with the relevant grant conditions, including but not limited to entering into relevant contracts, to be authorised to enter into variations as envisaged under the contracts and making payments to early providers;
  - 3.3. Approve changes to the Council's Early Years Local Funding Formula for early years providers used to calculate the early years funding rates for funded entitlements from 1st April 2024;
  - 3.4. Authorise the Corporate Director of Children, Young People and Education to make any necessary changes to the Funding Formula rates once final affordability is known and agree the payment process to early years providers.
4. In accordance with paragraph 16.31 of the Constitution, Dr Sullivan, wished for it to be recorded in the minutes that she abstained from voting on the motion.

**14. 23-00128 - Specialist Resource Provision Contracts & Service Level Agreements**  
*(Item 15)*

*David Adams, Assistant Director Education (South Kent) and Christine McInnes, Director of Education was in attendance for this item.*

1. Ms McInnes and Mr Adams introduced the report.
2. Further to questions and comments from Members, it was noted that:
  - The contracts and service level agreements (SLA) were part of the drive to ensure value for money was being achieved.
  - Review work was underway into the pathways of provision from primary to secondary schools. The SEND Sufficiency Plan would strategically plan what was needed and where it was needed. There was not a target for every secondary school to have a specialist resource provision (SRP) contract. KCC was responsible for ensuring SRP's were in the right places for the right reasons.
  - Some schools would like the exam results from children within SRP's to be omitted from the school league tables; however, it was important to recognise that some children with SEND went on to achieve very good exam results.

3. RESOLVED to endorse the proposed decision that the Cabinet Member for Education and Skills:
  - a. Agree to enter into and seal contracts and service level agreements with mainstream primary and secondary schools to provide Specialist Resource Provisions for the period to 31 August 2026.
  - b. Authorise the Director for Education and Special Educational Needs to enter into and seal these contracts and service level agreements on behalf of Kent County Council.
  - c. Authorise the Director for Education and Special Educational Needs to be the nominated Local Authority Representative within the relevant agreements and to enter into variations as envisaged under any of these contracts and service level agreements.

**15. 23-00114 - Proposed Expansion of Snowfields Academy**  
(Item 16)

*Robert Veale, Assistant Director Education (East Kent) and Christine McInnes, Director of Education were in attendance for this item.*

1. Mr Veale introduced the report.
2. Further to questions and comments from Members, it was noted that:
  - The revenue funding for the Academy Trust would increase in line with pupil numbers as a result of the expansion. The Trust would be responsible for all staffing matters, including how many staff would be required.
  - The average cost of an independent special school place quoted at paragraph 5.2 did not include the cost of home to school transport. The proposal offered a potential saving in home to school costs and a reduction in travel time could improve the wellbeing of the children.
3. RESOLVED to endorse the proposed decision that the Cabinet Member for Education and Skills:
  - a) Authorise the allocation of £2,545,790.41 from the High Needs Provision Capital Allocation budget to fund the permanent expansion of Snowfields Academy, by increasing the designated number from 280 to 340 places from September 2024.
  - b) Authorise the Director of Infrastructure, Strategic and Corporate Services in consultation with the General Counsel and Director of Education to enter into any necessary contracts/agreements on behalf of the County Council with the Leigh Academies Trust.
  - c) Authorise the Director of Infrastructure, Strategic and Corporate Services to be the nominated Authority Representative within the relevant agreements and to enter into variations as envisaged under the contracts.

**16. 23-00124 - Specialist Resource Provision at Folkestone Academy**  
(Item 17)

*David Adams, Assistant Director - Education (South Kent) and Christine McInnes, Director of Education was in attendance for this item.*

1. Ms Hamilton provided a brief overview of the proposed decision.
2. Mr Adams introduced the report.
3. RESOLVED to endorse the proposed decision that the Leader of the Council:
  - a. Release £200,000 of capital funding from the Children's, Young People and Education Capital Budget to enable works to be completed to open the Specialist Resource Provision.
  - b. Authorise the Director of Education on behalf of the County Council to enter into capital and revenue funding agreements with the Turner Schools Trust.
  - c. Authorise the Director of Education to be the nominated Authority Representative within the relevant agreements and to enter into variations as envisaged under the contracts.

**17. Work Programme**  
*(Item 18)*

1. RESOLVED to agree the work programme.



Children, Young People and Education Performance Management

# Children, Young People and Education Directorate Scorecard

December 2023

Produced by: Management Information & Intelligence, KCC

Publication Date: 12th February 2024



This page is intentionally blank

## Guidance Notes

**Notes:** Please note that there is no 2019-20 or 2020-21 Education attainment data due to the impact of Coronavirus (COVID-19).  
 Figures for indicator CYPE8 (Rate of proven re-offending by CYP) shown in red have not been published by the Ministry of Justice (MoJ) but are included for information in this scorecard.  
 Please note that not all Children's Social Work indicators can be shown broken down by District for the associated CSWS team, as caseloads relating to these indicators are held by Area and Kent LA level teams. Cases included in a dataset are based on the Service working with the child and not the child's geographical residence. For new Teams/Services that are created within CSWS or EH, there will be no historical data shown initially, as it is only available from the point at which the new Team/Service begins.

### POLARITY




- H** The aim of this indicator is to achieve the highest number/percentage possible
- L** The aim of this indicator is to achieve the lowest number/percentage possible
- T** The aim of this indicator is to stay close to the target that has been set

### RAG RATINGS




- RED** Floor Standard\* has not been achieved
- AMBER** Floor Standard\* achieved but Target has not been met
- GREEN** Target has been achieved

\* Floor Standards are set in Directorate Business Plans and if not achieved must result in management action

### DIRECTION OF TRAVEL (DOT)

-  Performance has improved
-  Performance has worsened
-  Performance has remained the same

### INCOMPLETE DATA

-  N/A Data not available
-  Data to be supplied
-  New indicator - historical data not available

Data in italics indicates previous reporting year

### MANAGEMENT INFORMATION CONTACT DETAILS

- Wendy Murray 03000 419417
- Maureen Robinson 03000 417164
- Matt Ashman 03000 417012
- Chris Nunn 03000 417145

[MIEducation&WiderEH@kent.gov.uk](mailto:MIEducation&WiderEH@kent.gov.uk)  
[MIIntensiveEH&SocialCare@kent.gov.uk](mailto:MIIntensiveEH&SocialCare@kent.gov.uk)

Management Information, CYPE, KCC

### DATA PERIOD

- R12M** Monthly Rolling 12 months
- MS** Monthly Snapshot
- YTD** Year To Date
- Q** Quarterly
- A** Annual


### CHILDREN, YOUNG PEOPLE AND EDUCATION SCORECARDS

- CYPE Children, Young People and Education Directorate Scorecard
- EY Early Years Scorecard
- NEET NEET Monthly Scorecard
- SEND Special Educational Needs & Disabilities Scorecard
- ICS Intensive EH and CSWS Monthly Performance Report

### KEY TO ABBREVIATIONS

- CIC Children in Care
- CSWT Children's Social Work Teams
- CYP Children and Young People
- DWP Department for Work and Pensions
- EY Early Years
- EYFE Early Years Free Entitlement
- EYFS Early Years Foundation Stage
- FF2 Free For Two
- FSM Free School Meals
- NEET Not in Education, Employment or Training
- SCS Specialist Children's Services
- SEN Special Educational Needs

as at Oct 2023




129,150 pupils in 460 primary schools  
 26.3 % with free school meals (24.6%)

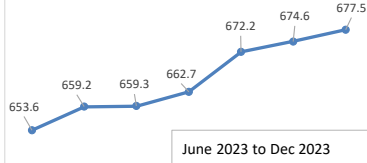
115,554 pupils in 102 secondary schools  
 22.6 % with free school meals (24.1%)

6,200 pupils in 24 special schools  
 45.4 % with free school meals (46.4%)

as at Dec 2023




Rate of Early Help Unit Referrals per 10,000 of the 0-17 population (inclusive, rolling 12 months)



Month	Rate per 10,000
June 2023	653.6
July 2023	659.2
Aug 2023	659.3
Sept 2023	662.7
Oct 2023	672.2
Nov 2023	674.6
Dec 2023	677.5


as at Dec 2023



Open cases

Intensive Early Help	2,370 (Families)
Open Social Work Cases	11,385
<i>Including:</i>	
• Child Protection	1,180
• Children in Care	1,997
• Care Leavers	2,043


as at Dec 2023




Ofsted good or outstanding

EY providers	97.5%	(95%)
Primary	91.9%	(91%)
Secondary	88%	(83%)
Special	92.3%	(90%)

as at Dec 2023




Rate of referrals to Children's Social Work Services per 10,000 of the 0-17 population (inclusive, rolling 12 months)

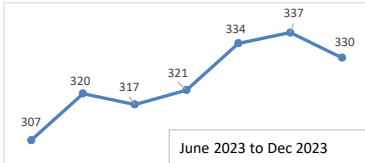


Month	Rate per 10,000
June 2023	684.2
July 2023	685.7
Aug 2023	695.6
Sept 2023	708.9
Oct 2023	715.5
Nov 2023	711.8
Dec 2023	714.9

as at Dec 2023




Number of First Time Entrants into the Youth Justice system

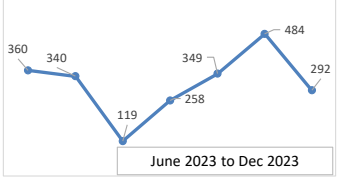


Month	Number of Entrants
June 2023	307
July 2023	320
Aug 2023	317
Sept 2023	321
Oct 2023	334
Nov 2023	337
Dec 2023	330

as at Dec 2023




Requests for SEND statutory assessment



Month	Number of Requests
June 2023	360
July 2023	340
Aug 2023	119
Sept 2023	258
Oct 2023	349
Nov 2023	484
Dec 2023	292


as at Dec 2023



Activity at the Front Door (children)

Total contacts	5,786
Number resolved at FD	2,403
Number to CSWS	1,613
Number to EH Units	1,374

as at Dec 2023



Open Access Indicators

Number of Focused Support Requests started during the month	108
• by Children Centre	50
• by Youth Hub	58
% of Focused Support Requests supported by Open Access after 3 months	59.2%
Number of clients supported (interventions and sessions)	6,823

- Figures shown in brackets are National averages
- Free School Meal averages are as at January 2023 school census and based on state funded schools only
- Ofsted National averages are as at 31st December 2023, except EY Providers average which is as at August 2023

Directorate Scorecard - SEND Monthly Indicators

Education Monthly Indicators		Polarity	Data Period	QPR	Monthly Trends						Latest Month			DOT	Target 2023-24	RAG 2023-24	Kent Outturn 2022-23	Target 2022-23	RAG 2022-23	Benchmark Group 2022-23	England 2022-23	
											Measure	Numerator	Denominator									
					Jun-23	Jul-23	Aug-23	Sep-23	Oct-23	Nov-23	Dec-23											SN or SE
APP17	Percentage of Education, Health and Care Plans (EHCPs) issued within 20 weeks	H	MS		13.2	8.7	2.3	9.2	11.9	12.8	8.8	17	194	↓	45	RED	40.9	60	RED	42.8	49.2	
APP17-N	Total number of EHCPs issued within 20 weeks	H	MS		22	17	3	19	28	33	17											
APP17-D	Total number of EHCPs issued	L	MS		167	195	131	207	236	257	194											
APP17-A	Average duration in days from assessment request to EHCP completion	L	MS		244	245	256	299	244	253	262			↓								
APP-EP	Percentage of assessment requests sent to Educational Psychology returned within 6 weeks	H	MS		42	35	35	16	12	28	47	95	202	↑	55	AMBER						
CYPE1	Percentage of pupils being placed in independent or out-of-county special schools - Kent responsible EHCPs	L	MS		10.9	10.7	11.0	11.0	10.7	10.8	10.9	2,112	19,355	↓	9	RED	11.0	9	RED	N/A	N/A	
	Percentage of open Educational Psychology referrals waiting more than 6 weeks	L	MS		25.8	20.8	38.6	45.2	37.4	23.3	16.5	92	558	↑							N/A	N/A
	Percentage of SEND statutory assessment requests waiting more than 20 weeks	L	MS		42.1	45.2	51.7	53.0	50.7	47.0	47.2	1,035	2,192	↓							N/A	N/A
APP22	Percentage of audited EHCPs rated good or better	H	MS		19.2	17.4															N/A	N/A

**Note:** 2023-24 targets for APP17 and APP-EP are using the June 2024 targets from the APP scorecard

**Commentary on Education SEND Indicators:**

Recruitment is complete across the SEND service and the service is currently staffed over-establishment, as additional agency staff have been retained to support the work on the most out of date cases and annual reviews. Demand into the service remains high so the focus is on training new staff and on making the processes within the service as efficient as possible, to increase productivity, and finalise a greater number of EHCPs every month. Additional operational reporting is in place to inform staff's work to ensure that resources are being targeted in the most effective way. Both the SEND service and the Educational Psychology service are focused on reducing the number of cases out of timescale as quickly as possible.

Directorate Scorecard - Kent KPIs

Integrated Children's Services Monthly Indicators		Polarity	Data Period	QPR	Monthly Trends							Latest Month			DOT	Target 2023-24	RAG 2023-24	Kent Outturn 2022-23	Target 2022-23	RAG 2022-23	Benchmark Group 2022-23	England 2022-23
					Measure	Numerator	Denominator	Dec-23														
SCS03	Percentage re-referrals to Children's Social Work Services within 12 months of a previous referral (R12M)	L	R12M		23.3	23.4	23.2	23.2	23.5	23.6	23.8	5,727	24,036	↓	25.0	GREEN	22.0	25.0	GREEN	19.4	22.4	
SCS08	Percentage of Returner Interviews completed for those with SCS Involvement	H	R12M		87.7	87.6	87.3	87.0	86.8	85.1	83.9	1,610	1,918	↓	90.0	AMBER	89.3	90.0	AMBER	N/A	N/A	
SCS13	Percentage of children becoming subject to a child protection plan for the second or subsequent time	T	R12M	✓	21.8	21.2	21.1	20.4	20.0	19.3	19.1	259	1,353	↓	20.0	GREEN	23.2	20.0	AMBER	24.3	23.6	
SCS18	Children in Care in same placement for the last two years (for those in care for two and a half years or more)	H	MS	✓	73.7	73.4	74.0	73.6	73.6	72.1	71.4	327	458	↓	70.0	GREEN	74.3	70.0	GREEN	68.7	69.0	
SCS19	Percentage of CIC Foster Care in KCC Foster Care/Rel & Friends placements (exc UASC)	H	MS	✓	74.4	74.4	74.9	75.2	74.8	74.7	74.5	778	1,044	↓	85.0	RED	73.7	85.0	RED	N/A	N/A	
SCS29	Average number of days between becoming a child in care and moving in with an adoptive family	L	R12M	✓	326.4	350.1	348.0	363.5	346.7	356.2	354.6	20,924	59	↑	426.0	GREEN	352.1	426.0	GREEN	442	480	
SCS34	Percentage of care leavers in education, employment or training (of those KCC is in touch with)	H	R12M	✓	61.3	59.6	59.5	59.4	58.7	59.5	59.3	626	1,056	↓	65.0	AMBER	62.2	65.0	AMBER	N/A	N/A	
SCS37	Percentage of Case File Audits graded good or outstanding	H	R12M	✓	87.3	87.2	87.2	86.2	86.2	87.9	87.9	522	594	↔	85.0	GREEN	86.0	80.0	GREEN	N/A	N/A	
SCS40	Percentage of case holding posts filled by permanent qualified social workers	H	MS	✓	75.1	74.0	74.0	74.8	75.8	76.0	73.0	446.0	611.0	↓	85.0	RED	75.2	85.0	AMBER	N/A	N/A	
SCS42	Average caseloads in the CIC Teams	L	MS		17.3	17.0	17.3	16.9	15.9	16.8	16.8	1,688	100.5	↔	15.0	AMBER	16.6	15.0	AMBER	N/A	N/A	
SCS43	Average caseloads in the CSWT Teams	L	MS		25.1	23.7	21.5	21.6	21.8	21.1	21.1	5,666	268.8	↔	18.0	AMBER	25.0	18.0	RED	N/A	N/A	
EH17-F	Percentage of referrals to an Early Help Unit where a previous episode ended within 12 months	L	R12M		28.5	28.7	29.0	29.3	29.9	29.9	30.0	3,504	11,661	↓	25.0	AMBER	28.2	25.0	AMBER	28	N/A	
EH52-F	Percentage of EH Assessments completed in the given month, within 6 weeks of allocation	H	MS		91.0	91.6	92.0	92.3	92.4	92.6	92.6	5,063	5,470	↔	85.0	GREEN	89.4	85.0	GREEN	N/A	N/A	
EH18	Percentage of EH Unit Case Audits rated good or outstanding	H	R12M		92.4	92.9	92.9	94.2	94.2	94.1	94.1	143	152	↔	85.0	GREEN	90.6	80.0	GREEN	N/A	N/A	
EH16-F	Percentage of EH cases closed with outcomes achieved that come back to EH or CSWS in 3 mths	L	R12M		13.7	13.7	13.8	14.2	14.3	14.3	14.4	646	4,473	↓	15.0	GREEN	13.3	15.0	GREEN	N/A	N/A	
	Average Caseload within EH Units (Families)	L	MS		13.5	12.7	10.1	11.0	11.1	11.9	11.7	1,977	169.3	↑	15.0	GREEN	14.7	15.0	GREEN	N/A	N/A	

Integrated Children's Services Quarterly Indicators		Polarity	Data Period	QPR	Quarterly Trends				Latest Quarter			DOT	Target 2023-24	RAG 2023-24	Kent Outturn 2022-23	Target 2022-23	RAG 2022-23	South East as at Jan 2023	England & Wales as at Jan 2023			
					Rate	Numerator	Denominator	Q3 22-23	Q4 22-23	Q1 23-24	Q2 23-24											
CYPE8	Rate of proven re-offending by CYP	L	Q		28.6	28.9	28.5	29.8	103	346	↓	28.7	AMBER	28.9	30.0	GREEN	31.2	28.5				

Directorate Scorecard - Kent KPIs

Education Monthly Indicators		Polarity	Data Period	QPR	Monthly Trends						Latest Month			DOT	Target 2023-24	RAG 2023-24	Kent Outturn 2022-23	Target 2022-23	RAG 2022-23	Benchmark Group 2022-23	England 2022-23
					Measure			Denominator			Dec-23										
					Jun-23	Jul-23	Aug-23	Sep-23	Oct-23	Nov-23											
SISE71	Percentage of Year 12-13 age-group (16-17 year olds) not in education, employment or training (NEET) [seasonally impacted indicator]	L	MS		3.6	3.5	3.4	2.2	2.3	2.6	3.0	1,079	36,166	↓	2.8	AMBER	3.3	2.8	AMBER	2.5	2.8
EH43	Number of pupils permanently excluded from the primary phase - all Year R to Year 6 pupils	L	R12M		15	15	15	15	16	21	24	N/A	N/A	↓	12	RED	15	12	AMBER	N/A	N/A
EH44	Number of pupils permanently excluded from the secondary phase - all Year 7 to Year 14 pupils	L	R12M		53	56	54	62	62	66	65	N/A	N/A	↑	24	RED	54	24	RED	N/A	N/A
CYPE6	Percentage of Children Missing Education cases, closed within 30 school days	H	R12M		77.0	79.2	79.7	81.3	82.6	83.5	81.7	3,086	3,776	↓	90	RED	79.7	N/A	N/A	N/A	N/A
CYPE22	Percentage of CYP registered to EHE who receive contact and additional information within 10 school days of them being brought to our attention	H	R12M		59.8	56.6	55.7	52.8	51.2	43.9	42.7	1,132	2,654	↓	95	RED	55.7	N/A	N/A	N/A	N/A

Education Termly Indicators		Polarity	Data Period	QPR	Termly Trends			Latest Term			DOT	Target Autumn 2023-24	RAG 2023-24	
					Measure		Denominator		Autumn 23-24					
					Autumn 22-23	Spring 22-23	Summer 22-23							
EY2	Percentage of DWP and other identified eligible 2 year olds taking up a free early education place [seasonally impacted indicator]	H	T		69.2	69.6	65.2	79.0	3,335	4,220	↑	79.0	GREEN	

**\*\*Please note that there is no 2019-20 or 2020-21 Education attainment data due to the impact of Coronavirus (COVID-19)\*\***

Education Annual Indicators		Polarity	Data Period	QPR	Annual Trends			Latest Year			Target 2022-23	RAG 2022-23	DOT	Target 2023-24	Benchmark Group 2022-23	England 2022-23	
					Measure		Denominator		2022-23								
					2019-20	2020-21	2021-22										
EY14	Percentage of pupils at EYFS achieving a Good Level of Development	H	A		N/A	N/A	65.8	68.3	12,433	18,201	67.5	GREEN	↑	69.0	69.6	67.2	
EY15	Percentage of pupils at EYFS achieving a Good Level of Development - FSM gap	L	A		N/A	N/A	22.6	23.2	N/A	N/A	19.7	RED	↓		23.6	20.4	
SISE4	Percentage of pupils at KS2 achieving age-related expectations in Reading, writing & mathematics	H	A		N/A	N/A	59.0	59.3	11,523	19,430	61.0	AMBER	↑	60.0	60	60	
SISE16	Percentage of pupils at KS2 achieving age-related expectations in Reading, writing & mathematics - FSM gap	L	A		N/A	N/A	28.0	28	N/A	N/A	22.0	RED	↔	24.0	27	22	
SISE12	Average score at KS4 in Attainment 8	H	A		N/A	N/A	49.3	47.0	N/A	N/A	51.0	RED	↓	48.0	47.4	46.3	
SISE19	Average score at KS4 in Attainment 8 - FSM gap	L	A		N/A	N/A	18.5	17.8	N/A	N/A	15.0	AMBER	↑	15.0	18.4	14.9	
CYPE23	Average point score per A Level entry at KS5 [School students only]	H	A		N/A	N/A	37.7	34.20	N/A	N/A	N/A	N/A	↓		35.24	34.63	
CYPE24	Average point score per Applied General entry at KS5 [School students only]	H	A		N/A	N/A	32.0	29.14	N/A	N/A	N/A	N/A	↓		29.34	30.93	
CYPE25	Average point score per Tech Level entry at KS5 [School students only]	H	A		N/A	N/A	34.6	33.47	N/A	N/A	N/A	N/A	↓		32.69	33.17	
SEND10	Percentage of pupils with an Education, Health and Care Plan (EHCP) - Kent resident pupils	L	A		3.8	4.2	4.8	4.8	12,125	250,254	3.0	RED	↓	4.2	4.6	4.2	
CYPE2	Percentage of parents getting first preference of primary school	H	A		88.3	89.2	90.1	90.1	15,295	16,978					91.2	92.2	
CYPE3	Percentage of parents getting first preference of secondary school	H	A		77.7	69.7	79.6	78.2	14,865	19,007					83.3	83.3	
EH46	Percentage of pupils who are persistently absent from primary schools - all pupils based on 10% threshold	L	A		N/A	9.7	19.1	17.2					↑				
EH47	Percentage of pupils who are persistently absent from secondary schools - all pupils based on 10% threshold	L	A		N/A	15.6	29.2	29.2					↔				

The data sources for 2023 attainment data are as follows: FSP = DfE SFR, 30/11/23. KS2 = DfE Published SFR, 14/12/23. KS4 = DfE Published SFR, 01/02/24. KS5 = DfE Published SFR, 01/02/24.

## Directorate Scorecard - Kent KPIs

### Commentary on Integrated Children's Services Indicators:

#### Children's Social Care

**RED:** At 74.5% the percentage of children in care placed in KCC foster care, or in placements with relatives/friends, is 0.5% below the floor standard of 75.0%. The target of 85.0% is an aspirational target set to drive up the use of in-house provision and historically performance has remained stable at around 75.0%. Some of the factors limiting improvements against this measure include an increase in the number of children coming into care, particularly for young children requiring parent and child placements for which there is a shortage of foster carers. Other factors include delays in care proceedings which mean children remain in care for longer periods and the challenge of recruitment and retention of foster carers which is a national issue, highlighted in the government's Social Care Review. Foster homes for children to live together with their parents and homes for siblings remains a high priority and actions being taken include a continuous focus on the recruitment of foster carers, with particular emphasis on some geographical areas and types of carers required, for example, to increase the number of foster carers who can accommodate parent and child placements.

**RED:** The percentage of case holding posts filled by permanent qualified social workers is 73.0%, below the floor standard of 75.0%. The target for this measure is 85.0% which is based on the national average for Agency Social Workers of 15%. Recruiting and retaining qualified social workers remains a priority for CYPE and a range of initiatives are being explored and implemented. The annual collection of Children's Social Care Workforce data, provides some comparative data as at 30th September 2022 - Social Work Vacancies: Kent 16.5%, England average 20.0%, SE average 18.8%; % Agency Social Workers covering vacancies - Kent 12.3%, England average 17.6%, SE average 17.9%; Social Worker turnover - Kent 15.9%, England average 17.1%, SE average 18.6%.

**AMBER:** The Percentage of Returner Interviews completed for those with Children's Social Work Involvement is 83.9%, below the Target of 90.0% and continuing a trend of decreased performance. For those Returner Interviews that did take place, 84.9% took place within timescale (3 working days).

**AMBER:** The percentage of care leavers in education, employment or training (of those KCC is in touch with) is 59.3% which is below the Target of 65.0%. This target is a priority for the 18+ Care Leavers service but is impacted upon by whether our unaccompanied asylum young people have status. If a UASC young adult does not have an outcome of their asylum claim when they transfer to the 18+ Care Leaver service at aged 18, they are unable to access education, training, or employment. The 18+ Care Leavers service has two dedicated social workers that work closely with the Home Office to expediate decisions on our young adult's immigration status but current delays within the immigration decision making process are impacting upon improving performance against this measure.

**AMBER:** The average caseload in the Children in Care (CIC) Teams is 16.8 cases, above target of no more than 15 children/young people and remaining the same as the previous month (November 2023). A comprehensive set of measures to improve the recruitment and retention of social workers is in place, aimed at reducing the average caseloads for all teams.

**AMBER:** The average caseload in the Children's Social Work Teams (CSWT) is 21.1 cases. This is above the target caseload of no more than 18 children/young people and remains the same as the previous month (November 2023). There have been improvements over the last six months, with the average caseload reducing from 25.1 cases in June 2023. The challenge with caseloads relates to levels of demand and the staff turnover rates for qualified social workers.

**GREEN:** The percentage re-referrals to Children's Social Work Services within 12 months of a previous referral was 23.8%, achieving the Target of below 25.0%. This performance compares to the latest published England average of 22.4% and averages of 19.4% for Kent's Statistical Neighbours and 27.9% for the South East (all comparative rates are for 2022/23 performance).

**GREEN:** The percentage of children becoming subject to a child protection plan for the second or subsequent time is 19.1% which is within the target range of 17.5% - 22.5% and compares to average rates for England of 23.6%, Statistical Neighbours 24.3% and the South East 25.1% (2022/23).

**GREEN:** The percentage of Children in Care in same placement for the last two years (for those in care for two and a half years or more) is 71.4% and above the Target of 70.0%. Kent's performance remains above the latest published average for Kent's Statistical Neighbours of 68.7%, the average for the South East of 68.0% and the England average of 69.0% (comparative data is for 2022/23).

**GREEN:** The average number of days between becoming a child in care and moving in with an adoptive family is 355 days, within the nationally set target of less than 426 days. This compares to the latest published England average of 480 days (for 2022/23) which increased from an average 367 days in 2021/22.

**GREEN:** The percentage of Children's Social Work Case File Audits graded good or outstanding is 87.9%, which is above the 80.0% Target.

#### Intensive Early Help

**AMBER:** The percentage of referrals to an Early Help Unit where a previous episode ended within 12 months is 30.0%, which is above the target of 25.0%.

**GREEN:** The percentage of EH Assessments completed in the given month, within 6 weeks of allocation, is at 92.6%, achieving the target of 85.0%.

**GREEN:** The percentage of cases open to Intensive Early Help that were audited and graded as good or outstanding is 94.1%, achieving the 80.0% target.

**GREEN:** The percentage of EH cases closed with outcomes achieved that come back to EH or CSWS in 3 months is 14.4%, achieving the Target of less than 15.0%.

### Commentary on Education Indicators:

*The majority of education indicators are annual. Commentary has only been provided for indicators where new data has been published since the last scorecard was issued where targets exist.*

**RED:** The numbers of pupils permanently excluded from the primary phase, as a 12month rolling average, is 24 which is double the target. The numbers of pupils permanently excluded from the secondary phase – all Year 7 to Year 11 pupils at 65, is almost treble the target of 24. Since September 2023, the number of exclusions has continued to rise. Robust, proactive, and creative multi-agency partnership working has resulted in 14 pupils seeing their permanent exclusions being cancelled by Headteachers due to other pathways being pursued and hence statutory governor scrutiny not being required. PIAS is working in partnership with an Inclusion Champion from a Kent primary school to analyse a cross section of permanent exclusions issued this academic year to identify common themes and develop additional processes to support schools to ensure all interventions are exhausted and exclusion remains a last resort as detailed in the Department for Education guidance on suspensions and exclusions issued in September 2023.

**RED:** The percentage of children missing education cases, closed with 30 school days is 81.7% with 3,086 cases being closed out of a cohort of 3,776. Although below the target this performance has improved over the last two months.

**RED:** The percentage of CYP registered to EHE who received contact and additional information within 10 school days of them being brought to our attention is 42.7% (1,132 out of 2,654).

**AMBER:** The rate of proven offending by CYP for Quarter 2 has increased from 28.5 to 29.8 which equates to 103 young people (from a cohort of 346). We continue to deliver the 'Turn around' prevention programme, which is already seeing positive outcomes for children, particularly in ensuring there is a suitable education offer for those children and increasing participation of those children. This programme will continue to enhance our prevention and diversion model and the longer-term impact is expected to safeguard children, prevent offending and further reduce numbers of First Time Entrants.

**AMBER:** The Percentage of Year 12-13 age-group (16-17 year olds) not in education, employment or training (NEET) in December was 3.0%; missing the target by 0.2 percentage points. Please note this is a seasonal indicator and numbers will naturally increase as the academic year progresses. For this reason, the DfE uses the rolled average for December, January, and February. Data for 2022/23 shows Kent to have 3.3% NEETs, which combined with the Not Known cohort (2.5%) the aggregate figure is 5.8%. The figures for the Southeast and England are 6.9% and 5.2% respectively.



Directorate Scorecard - Kent KPIs - Vulnerable Learners

**\*\*Please note that there is no 2019-20 or 2020-21 Education attainment data due to the impact of Coronavirus (COVID-19)\*\***

Annual Indicators - Primary		Polarity	Data Period	QPR	Annual Trends			Latest Year			Target 2022-23	RAG	DOT	Target 2023-24	Benchmark Group 2022-23	England 2022-23
					2019-20	2020-21	2021-22	Measure	Numerator	Denominator						
EY14	Percentage of pupils at EYFS achieving a Good Level of Development - all pupils	H	A		N/A	N/A	65.8	68.3	12,433	18,201	67.5	GREEN	↑	69.0	69.6	67.2
EY15	Percentage of pupils at EYFS achieving a Good Level of Development - FSM gap	L	A		N/A	N/A	22.6	23.2	N/A	N/A	19.7	RED	↓	N/A	23.6	20.4
	Percentage of pupils at EYFS achieving a Good Level of Development - Kent CIC gap	L	A		N/A	N/A	17.6	22.5	N/A	N/A	17.0	RED	↓	N/A		
	Percentage of pupils at EYFS achieving a Good Level of Development - SEN Support gap	L	A		N/A	N/A	48.6	50.4	N/A	N/A	47.0	RED	↓	N/A	49.9	49.7
	Percentage of pupils at EYFS achieving a Good Level of Development - SEN EHCP gap	L	A		N/A	N/A	66.3	70.5	N/A	N/A	66.0	RED	↓	N/A	71.2	70.2
SISE4	Percentage of pupils at KS2 achieving age-related expectations in Reading, writing & mathematics - all pupils	H	A		N/A	N/A	59	59.3	11,523	19,430	61.0	AMBER	↑	60.0	60	60
SISE16	Percentage of pupils at KS2 achieving age-related expectations in Reading, writing & mathematics - FSM gap	L	A		N/A	N/A	28	28	N/A	N/A	22.0	RED	↔	24.0	27	22
	Percentage of pupils at KS2 achieving age-related expectations in Reading, writing & mathematics - Kent CIC gap	L	A		N/A	N/A	32.6	35.4	N/A	N/A	30.0	RED	↓	N/A		
	Percentage of pupils at KS2 achieving age-related expectations in Reading, writing & mathematics - SEN Support gap	L	A		N/A	N/A	48	47	N/A	N/A	47.0	GREEN	↑	45.0	48	46
	Percentage of pupils at KS2 achieving age-related expectations in Reading, writing & mathematics - SEN EHCP gap	L	A		N/A	N/A	61	62	N/A	N/A	60.0	AMBER	↓	60.0	62	62
	Progress score in Reading at KS2 - all pupils	H	A		N/A	N/A	-0.8	-0.5	N/A	N/A	-0.2	AMBER	↓	N/A	0.0	0.0
	Progress score in Reading at KS2 - FSM Eligible	H	A		N/A	N/A	-2.2	-1.9	N/A	N/A	-0.9	AMBER	↓	N/A	-1.6	-0.9
	Progress score in Reading at KS2 - Kent CIC	H	A		N/A	N/A	-2.5	-1.6	N/A	N/A	-0.9	AMBER	↓	N/A		
	Progress score in Reading at KS2 - SEN Support	H	A		N/A	N/A	-2.5	-1.4	N/A	N/A	-1.2	AMBER	↓	N/A	-1.1	-0.6
	Progress score in Reading at KS2 - SEN EHCP	H	A		N/A	N/A	-5.4	-6.0	N/A	N/A	-4.5	AMBER	↓	N/A	-5.1	-4.4
	Progress score in writing at KS2 - all pupils	H	A		N/A	N/A	0.1	0.0	N/A	N/A	0.1	AMBER	↓	N/A	-0.3	0.0
	Progress score in writing at KS2 - FSM Eligible	H	A		N/A	N/A	-1.2	-1.1	N/A	N/A	-0.8	AMBER	↓	N/A	-1.5	-0.7
	Progress score in writing at KS2 - Kent CIC	H	A		N/A	N/A	-2.3	-0.9	N/A	N/A	-0.8	AMBER	↓	N/A		
	Progress score in writing at KS2 - SEN Support	H	A		N/A	N/A	-1.8	-1.5	N/A	N/A	-1.6	GREEN	↓	N/A	-2.1	-1.5
	Progress score in writing at KS2 - SEN EHCP	H	A		N/A	N/A	-4.4	-5.1	N/A	N/A	-4.1	AMBER	↓	N/A	-5.1	-4.4
	Progress score in maths at KS2 - all pupils	H	A		N/A	N/A	-0.9	-1.0	N/A	N/A	-0.3	AMBER	↓	N/A	-0.5	0.0
	Progress score in maths at KS2 - FSM Eligible	H	A		N/A	N/A	-2.5	-2.7	N/A	N/A	-1.2	AMBER	↓	N/A	-2.2	-1.1
	Progress score in maths at KS2 - Kent CIC	H	A		N/A	N/A	-2.8	-3.3	N/A	N/A	-1.2	AMBER	↓	N/A		
	Progress score in maths at KS2 - SEN Support	H	A		N/A	N/A	-2.2	-2.4	N/A	N/A	-0.9	AMBER	↓	N/A	-1.7	-0.8
	Progress score in maths at KS2 - SEN EHCP	H	A		N/A	N/A	-4.8	-6.0	N/A	N/A	-3.9	AMBER	↓	N/A	-4.9	-4.1

Directorate Scorecard - Kent KPIs - Vulnerable Learners

**\*\*Please note that there is no 2019-20 or any planned 2020-21 Education attainment data due to the impact of Coronavirus (COVID-19)\*\***

Annual Indicators - Secondary		Polarity	Data Period	QPR	Annual Trends			Latest Year			Target 2022-23	RAG	DOT	Target 2023-24	Benchmark Group 2022-23	England 2022-23
					2019-20	2020-21	2021-22	Measure	Numerator	Denominator						
													SE Region			
SISE12	Average score at KS4 in Attainment 8 - all pupils	H	A		N/A	N/A	49.3	47.0	N/A	N/A	51.0	RED	↓	48.0	47.4	46.3
SISE19	Average score at KS4 in Attainment 8 - FSM gap	L	A		N/A	N/A	18.5	17.8	N/A	N/A	15.0	AMBER	↑	15.0	18.4	14.9
	Average score at KS4 in Attainment 8 - Kent CIC gap	L	A		N/A	N/A	27.3	28.2	N/A	N/A	25.0	RED	↓			
	Average score at KS4 in Attainment 8 - SEN Support gap	L	A		N/A	N/A	16.7	16.3	N/A	N/A	16.0	AMBER	↑	15.0	18.0	16.9
	Average score at KS4 in Attainment 8 - SEN EHCP gap	L	A		N/A	N/A	39.5	37.9	N/A	N/A	38.0	GREEN	↑	36.0	37.2	36.2
	Average score at KS4 in Progress 8 - all pupils	H	A		N/A	N/A	-0.19	-0.12	N/A	N/A	-1.00	GREEN	↓	-0.03	-0.02	-0.03
	Average score at KS4 in Progress 8 - FSM	H	A		N/A	N/A	-0.90	-0.82	N/A	N/A	-0.60	RED	↓	-0.60	-0.80	-0.58
	Average score at KS4 in Progress 8 - Kent CIC	H	A		N/A	N/A	-1.48	-1.48	N/A	N/A	-1.30	AMBER	↓			
	Average score at KS4 in Progress 8 - SEN Support	H	A		N/A	N/A	-0.70	-0.66	N/A	N/A	-0.47	AMBER	↓	-0.45	-0.51	-0.45
	Average score at KS4 in Progress 8 - SEN EHCP	H	A		N/A	N/A	-1.62	-1.40	N/A	N/A	-1.30	AMBER	↓	-1.12	-1.18	-1.12

Data Sources for Current Report

Code	Indicator	Source Description	Latest data Description	Latest data release date
<b>Activity-Volume Measures</b>				
CYPE10	Number of Primary Schools	MI School Census Database	Oct 2023 School Census	Jan 2024
CYPE11	Number of Secondary Schools	MI School Census Database	Oct 2023 School Census	Jan 2024
CYPE12	Number of Special Schools	MI School Census Database	Oct 2023 School Census	Jan 2024
CYPE13	Total pupils on roll in Primary Schools	MI School Census Database	Oct 2023 School Census	Jan 2024
CYPE14	Total pupils on roll in Secondary Schools	MI School Census Database	Oct 2023 School Census	Jan 2024
CYPE15	Total pupils on roll in Special Schools	MI School Census Database	Oct 2023 School Census	Jan 2024
CYPE16	Percentage of Primary School pupils eligible for Free School Meals	MI School Census Database	Oct 2023 School Census	Jan 2024
CYPE17	Percentage of Secondary School pupils eligible for Free School Meals	MI School Census Database	Oct 2023 School Census	Jan 2024
CYPE18	Percentage of Special School pupils eligible for Free School Meals	MI School Census Database	Oct 2023 School Census	Jan 2024
EY8	Percentage of EY settings with Good or Outstanding Ofsted Judgements - Overall Effectiveness (non-domestic premises)	MI Ofsted Database	Inspections as at end of Dec 2023	Jan 2024
SISE35	Percentage of Primary Schools with Good or Outstanding Ofsted Judgements - Overall Effectiveness	MI Ofsted Database	Inspections as at end of Dec 2023	Jan 2024
SISE36	Percentage of Secondary Schools with Good or Outstanding Ofsted Judgements - Overall Effectiveness	MI Ofsted Database	Inspections as at end of Dec 2023	Jan 2024
SISE37	Percentage of Special Schools with Good or Outstanding Ofsted Judgements - Overall Effectiveness	MI Ofsted Database	Inspections as at end of Dec 2023	Jan 2024
CYPE19	Number of requests for SEND statutory assessment	Synergy reporting	Snapshot data as at end of Dec 2023	Jan 2024
EH71-C	Rate of notifications received into Early Help per 10,000 of the 0-17 population (inclusive, rolling 12 months)	Early Help module	Rolling 12 months up to end of Dec 2023	Jan 2024
SCS02	Rate of referrals to Children's Social Work Services per 10,000 of the 0-17 population (inclusive, rolling 12 months)	Liberi	Rolling 12 months up to end of Dec 2023	Jan 2024
FD01-D	Number of contacts processed in the Front Door	Early Help module	Children referred during the month of Dec 2023	Jan 2024
FD14-D	Number of Information, Advice and Guidance contacts processed in the Front Door	Early Help module	Children referred during the month of Dec 2023	Jan 2024
FD02-D	Number of contacts processed in the Front Door which met the threshold for CSWS involvement	Early Help module	Children referred during the month of Dec 2023	Jan 2024
FD03-D	Number of contacts processed in the Front Door which proceeded to Early Help	Early Help module	Children referred during the month of Dec 2023	Jan 2024
EH05-F	Number of cases open to Early Help Units	Early Help module	Snapshot data as at end of Dec 2023	Jan 2024
SCS01	Number of open Social Work cases	Liberi	Snapshot data as at end of Dec 2023	Jan 2024
	Number of Child Protection cases	Liberi	Snapshot data as at end of Dec 2023	Jan 2024
	Number of Children in Care	Liberi	Snapshot data as at end of Dec 2023	Jan 2024
	Number of Care Leavers	Liberi	Snapshot data as at end of Dec 2023	Jan 2024
EH35	Number of First Time Entrants into the Youth Justice system	MI monthly reporting (CareDirector Youth)	Rolling 12 months up to Dec 2023	Jan 2024
FS3	Number of Focused Support Requests started during the month	Core+	Snapshot data as at end of Dec 2023	Jan 2024
FS3a	Number of Focused Support Requests started during the month - by Children Centre	Core+	Snapshot data as at end of Dec 2023	Jan 2024
FS3b	Number of Focused Support Requests started during the month - by Youth Hub	Core+	Snapshot data as at end of Dec 2023	Jan 2024
FS8	Percentage of Focused Support Requests supported by Open Access after 3 months	Core+	Snapshot data as at end of Dec 2023	Jan 2024
TS3	Number of Clients supported (interventions and sessions)	Core+	Snapshot data as at end of Dec 2023	Jan 2024
<b>SEND Indicators</b>				
APP17	Percentage of Education, Health and Care Plans (EHCPs) issued within 20 weeks	Synergy - monthly reported data	Snapshot data as at end of Dec 2023	Jan 2024
APP17-N	Total number of EHCPs issued within 20 weeks	Synergy - monthly reported data	Snapshot data as at end of Dec 2023	Jan 2024
APP17-D	Total number of EHCPs issued	Synergy - monthly reported data	Snapshot data as at end of Dec 2023	Jan 2024
APP17-A	Average duration in days from assessment request to EHCP completion	Synergy - monthly reported data	Snapshot data as at end of Dec 2023	Jan 2024
APP-EP	Percentage of assessment requests sent to Educational Psychology returned within 6 weeks	Synergy - monthly reported data	Snapshot data as at end of Dec 2023	Jan 2024
CYPE1	Percentage of pupils being placed in independent or out-of-county special schools - Kent responsible EHCPs	Synergy - monthly reported data	Snapshot data as at end of Dec 2023	Jan 2024
	Percentage of open Educational Psychology referrals waiting more than 6 weeks	Synergy - monthly reported data	Snapshot data as at end of Dec 2023	Jan 2024
	Percentage of SEND statutory assessment requests waiting more than 20 weeks	Synergy - monthly reported data	Snapshot data as at end of Dec 2023	Jan 2024
	Percentage of audited EHCPs rated good or better			July 2023

Data Sources for Current Report

Code	Indicator	Source Description	Latest data Description	Latest data release date
<b>Key Performance Indicators</b>				
SCS03	Percentage re-referrals to Children's Social Work Services within 12 months of a previous referral (R12M)	Liberi	Rolling 12 months up to Dec 2023	Jan 2024
SCS08	Percentage of Returner Interviews completed for those with SCS Involvement	Liberi	Rolling 12 months up to Dec 2023	Jan 2024
SCS13	Percentage of children becoming subject to a child protection plan for the second or subsequent time	Liberi	Rolling 12 months up to Dec 2023	Jan 2024
SCS18	Children in Care in same placement for the last two years (for those in care for two and a half years or more)	Liberi	Snapshot as at Dec 2023	Jan 2024
SCS19	Percentage of CIC Foster Care in KCC Foster Care/Rel & Friends placements (exc UASC)	Liberi	Snapshot as at Dec 2023	Jan 2024
SCS29	Average number of days between becoming a child in care and moving in with an adoptive family	Liberi	Rolling 12 months up to Dec 2023	Jan 2024
SCS34	Percentage of care leavers in education, employment or training (of those KCC is in touch with)	Liberi	Rolling 12 months up to Dec 2023	Jan 2024
SCS37	Percentage of Case File Audits graded good or outstanding	Liberi	Rolling 12 months up to Dec 2023	Jan 2024
SCS40	Percentage of case holding posts filled by permanent qualified social workers	Area Staffing Spreadsheets	Snapshot as at Dec 2023	Jan 2024
SCS42	Average caseloads in the CIC Teams	Liberi / Area Staffing Spreadsheets	Snapshot as at Dec 2023	Jan 2024
SCS43	Average caseloads in the CSWT Teams	Liberi / Area Staffing Spreadsheets	Snapshot as at Dec 2023	Jan 2024
EH72-F	Percentage of referrals to an Early Help Unit where a previous episode ended within 12 months	Early Help module	Snapshot as at Dec 2023	Jan 2024
EH52-F	Percentage of EH Assessments completed in the given month, within 6 weeks of allocation	Early Help module	Snapshot as at Dec 2023	Jan 2024
	Percentage of EH Unit Case Audits rated good or outstanding	Early Help module	Snapshot as at Dec 2023	Jan 2024
EH16-F	Percentage of EH cases closed with outcomes achieved that come back to EH or CSWS in 3 mths	Early Help module	Snapshot as at Dec 2023	Jan 2024
	Average Caseload within EH Units (Families)	Early Help module	Snapshot as at Dec 2023	Jan 2024
CYPE8	Rate of proven re-offending by CYP	MOJ quarterly reporting	Data for Jul 2020 to June 2021 cohort	Oct 2023
SISE8	Percentage of Year 12-13 age-group (16-17 year olds) not in education, employment or training (NEET)	Monthly submission to DfE via NCCIS for KCC	Snapshot as at Dec 2021	Jan 2024
CYPE9	Percentage of pupils being placed in independent or out-of-county special schools - Kent responsible EHCPs	Synergy - monthly reported data	Snapshot as at Dec 2023	Jan 2024
EH43	Number of pupils permanently excluded from the primary phase - all Year R to Year 6 pupils	Synergy - monthly reported data	Rolling 12 months up to Dec 2023	Jan 2024
EH44	Number of pupils permanently excluded from the secondary phase - all Year 7 to Year 14 pupils	Synergy - monthly reported data	Rolling 12 months up to Dec 2023	Jan 2024
CYPE6	Percentage of Children Missing Education cases, closed within 30 school days	Fair Access Team Synergy reporting	Rolling 12 months up to Dec 2023	Jan 2024
CYPE22	Percentage of CYP registered to EHE who receive contact and additional information within 10 school days of them being brought to our attention	Fair Access Team Synergy reporting	Rolling 12 months up to Dec 2023	Jan 2024
EY2	Percentage of DWP and other identified eligible 2 year olds taking up a free early education place	FF2 Team in Early Years & Childcare	Snapshot as at December 2022	Dec 2023
EY14	Percentage of pupils at EYFS achieving a Good Level of Development	End of year assessments based on EYFSP framework	2022-23 DfE Published (LA) MI Calcs (District)	Nov 2023
EY15	Percentage of pupils at EYFS achieving a Good Level of Development - FSM Eligible achievement gap	End of year assessments based on EYFSP framework	2022-23 DfE Published (LA) MI Calcs (District)	Nov 2023
SISE4	Percentage of pupils at KS2 achieving age-related expectations in Reading, writing & mathematics	Test/TA results for end of academic year	2022-23 DfE Published (LA) MI Calcs (District)	Dec 2023
SISE16	Percentage of pupils at KS2 achieving age-related expectations in Reading, writing & mathematics - FSM gap	Test/TA results for end of academic year	2022-23 DfE Published (LA) MI Calcs (District)	Dec 2023
SISE12	Average score at KS4 in Attainment 8	Test results for end of academic year	2022-23 DfE Published (LA) NPD (District)	Feb 2024
SISE19	Average score at KS4 in Attainment 8 - FSM gap	Test results for end of academic year	2022-23 DfE Published (LA) NPD (District)	Feb 2024
CYPE23	Average point score per A Level entry at KS5 [School students only]	Test results for end of academic year	2022-23 DfE Published (LA) NPD (District)	Feb 2024
CYPE24	Average point score per Applied General entry at KS5 [School students only]	Test results for end of academic year	2022-23 DfE Published (LA) NPD (District)	Feb 2024
CYPE25	Average point score per Tech Level entry at KS5 [School students only]	Test results for end of academic year	2022-23 DfE Published (LA) NPD (District)	Feb 2024
SEND10	Percentage of pupils with a Statement or Education, Health and Care Plan (EHCP) - Kent resident pupils	DfE annual snapshot based on school census	Snapshot as at January 2023	June 2023
CYPE2	Percentage of parents getting first preference of primary school	Admissions school places offered for start of academic year	Offers data for academic year 2023-24	June 2023
CYPE3	Percentage of parents getting first preference of secondary school	Admissions school places offered for start of academic year	Offers data for academic year 2023-24	June 2023
EH46	Percentage of pupils who are persistently absent from primary schools - all pupils based on 10% threshold	Aut/Spr data for academic year 2022-23	2022-23 MI Calcs (LA & Distr)	Jan 2024
EH47	Percentage of pupils who are persistently absent from secondary schools - all pupils based on 10% threshold	Aut/Spr data for academic year 2022-23	2022-23 MI Calcs (LA & Distr)	Jan 2024

Indicator Definitions

Code	Indicator	Definition
<b>Activity-Volume Measures</b>		
CYPE10	Number of Primary Schools	The number of Kent maintained Primary schools (excluding Nurseries) and Primary academies (including Free Schools). Total is as at the latest available termly school census.
CYPE11	Number of Secondary Schools	The number of Kent maintained Secondary schools and Secondary academies (including Free Schools). Total is as at the latest available termly school census.
CYPE12	Number of Special Schools	The number of Kent maintained Special schools and Special academies. Total is as at the latest available termly school census.
CYPE13	Total pupils on roll in Primary Schools	The number of pupils on roll in Kent maintained Primary schools (excluding Nurseries) and Primary academies (including Free Schools). Total excludes guest and subsidiary pupils and is as at the latest available termly school census.
CYPE14	Total pupils on roll in Secondary Schools	The number of pupils on roll in Kent maintained Secondary schools and Secondary academies (including Free Schools). Total excludes guest and subsidiary pupils and is as at the latest available termly school census.
CYPE15	Total pupils on roll in Special Schools	The number of pupils on roll in Kent maintained Special schools and Special academies. Total excludes guest and subsidiary pupils and is as at the latest available termly school census.
CYPE16	Percentage of Primary School pupils eligible for Free School Meals	The number of pupils eligible for Free School Meals in Kent maintained Primary schools (excluding Nurseries) and Primary academies (including Free Schools) as a proportion of all pupils on roll. Totals for both numerator and denominator are for statutory aged pupils only and excludes guest and subsidiary pupils. Data is as at the latest available termly school census.
CYPE17	Percentage of Secondary School pupils eligible for Free School Meals	The number of pupils eligible for Free School Meals in Kent maintained Secondary schools and Secondary academies (including Free Schools) as a proportion of all pupils on roll. Totals for both numerator and denominator are for statutory aged pupils only and excludes guest and subsidiary pupils. Data is as at the latest available termly school census.
CYPE18	Percentage of Special School pupils eligible for Free School Meals	The number of pupils eligible for Free School Meals in Kent maintained Special schools and Special academies as a proportion of all pupils on roll. Totals for both numerator and denominator are for statutory aged pupils only and excludes guest and subsidiary pupils. Data is as at the latest available termly school census.
EY8	Percentage of EY settings with Good or Outstanding Ofsted Judgements - Overall Effectiveness (non-domestic premises)	The percentage of Kent Early Years settings (non-domestic premises only), judged good or outstanding for overall effectiveness in their latest inspection, as a proportion of all inspected Kent Early Years settings (non domestic premises only).
SISE35	Percentage of Primary Schools with Good or Outstanding Ofsted Judgements - Overall Effectiveness	The percentage of Kent maintained Primary schools and Primary academies judged good or outstanding for Overall Effectiveness in their latest inspection, as a proportion of all inspected Kent maintained Primary schools and Primary academies.
SISE36	Percentage of Secondary Schools with Good or Outstanding Ofsted Judgements - Overall Effectiveness	The percentage of Kent maintained Secondary schools and Secondary academies judged good or outstanding for Overall Effectiveness in their latest inspection, as a proportion of all inspected Kent maintained Secondary schools and Secondary academies.
SISE37	Percentage of Special Schools with Good or Outstanding Ofsted Judgements - Overall Effectiveness	The percentage of Kent maintained Special schools and Special academies judged good or outstanding for Overall Effectiveness in their latest inspection, as a proportion of all inspected Kent maintained Special schools and Special academies.
CYPE19	Number of requests for SEND statutory assessment	The number of initial requests for assessment for Education, Health and Care Plans (EHCPs) for 0-25 year olds in Kent LA.
EH71-C	Rate of notifications received into Early Help per 10,000 of the 0-17 population (inclusive, rolling 12 months)	The total number of referrals to an Early Help Unit completed during the corresponding reporting month per 10,000 (Population figures are updated upon receipt of the latest ONS Mid Year population estimates). This is a child level indicator.
SCS02	Rate of referrals to Children's Social Work Services per 10,000 of the 0-17 population (inclusive, rolling 12 months)	This indicator shows the rate of referrals received by Children's Social Work Services. Numerator: Number of referrals (rolling 12 month period). Denominator: child population figure divided by 10,000 (Population figures are updated upon receipt of the latest ONS Mid Year Estimates).
FD01-C	Number of contacts processed in the Front Door	The total number of notifications received during the corresponding reporting month that were processed by the Front Door. District and Area splits are not available for this indicator. The data includes all contact reasons processed by the Front Door. This is a child level indicator.
FD14-C	Number of Information, Advice and Guidance contacts processed in the Front Door	The total number of notifications with a contact outcome of "Information, Advice & Guidance" received during the corresponding reporting month that were processed by the Front Door. District and Area splits are not available for this indicator. The data includes all contact reasons processed by the Front Door. This is a child level indicator.

Indicator Definitions

Code	Indicator	Definition
<b>Activity-Volume Measures (Continued)</b>		
FD02-C	Number of contacts processed in the Front Door which met the threshold for CSWS involvement	The total number of notifications with a contact outcome of "Threshold met for CSWS" received during the corresponding reporting month that were processed by the Front Door. District and Area splits are not available for this indicator. The data includes all contact reasons processed by the Front Door. This is a child level indicator.
FD03-C	Number of contacts processed in the Front Door which proceeded to Early Help	The total number of notifications with a contact outcome of "Proceed to Early Help Unit" received during the corresponding reporting month that were processed by the Front Door. District and Area splits are not available for this indicator. The data includes all contact reasons processed by the Front Door. This is a child level indicator.
EH05-F	Number of cases open to Early Help Units	The number of open cases as at the end of the corresponding reporting month. The data includes all cases sent to units at Early Help Record stage prior to the end of the month. This is a family level indicator.
SCS01	Number of open Social Work cases	The total caseload figures for Children's Social Work Services.
	Number of Child Protection cases	The number of Children who have a Child Protection Plan as at the end of the corresponding reporting month.
	Number of Children in Care	The number of Children in Care as at the end of the corresponding reporting month.
	Number of Care Leavers	The number of Care Leavers as at the end of the corresponding reporting month.
EH3	Number of First Time Entrants into the Youth Justice system	First time entrants are defined as young people (aged 10 – 17 years) who receive their first substantive outcome (relating to a Youth Caution with or without an intervention, or a Conditional Caution or a Court disposal for those who go directly to Court without a Youth Caution or Conditional Caution).
FS3	Number of Focused Support Requests started during the month	The total number of focused support referrals started in the month. The total is the number of family referrals, not number of clients.
FS3a	Number of Focused Support Requests started during the month - by Children Centre	The total number of focused support referrals started in the month by Children Centre. The total is the number of family referrals, not number of clients.
FS3b	Number of Focused Support Requests started during the month - by Youth Hub	The total number of focused support referrals started in the month by Youth Hub. The total is the number of family referrals, not number of clients.
FS8	Percentage of Focused Support Requests supported by Open Access after 3 months	Percentage of referrals still supported by Open Access within 3 months of focus support closing (Further Engagement). Reported month is the date three months after focus support closed date. Further engagement is at least one member of the family to have attended any type of session or taken part in a client/family intervention. Interventions counted as successful are as follows: 'Direct Intervention outside of a group setting', 'Direct Intervention in group setting', 'Email/Telephone/Text', 'Meeting - Client(s) present', 'FF2 Contact', 'NEET Contact', 'Contact with Client'.
TS3	Number of Clients supported (interventions and sessions)	Number of distinct clients who have attended at least one session or client/family intervention (excluding focused support) within the month.

Indicator Definitions

Code	Indicator	Definition
<b>SEND Indicators</b>		
APP17	Percentage of Education, Health and Care Plans (EHCPs) issued within 20 weeks	The percentage of Education and Health Care Plans that are issued within 20 weeks as a proportion of all such plans. The data is a snapshot at the end of the month. An education, health and care plan (EHCP) replaced statements and are for children and young people aged up to 25 who need more support than is available through special educational needs support.
APP17-N	Total number of EHCPs issued within 20 weeks	The number of Education and Health Care Plans that are issued within 20 weeks. The data is a snapshot at the end of the month. An education, health and care plan (EHCP) replaced statements and are for children and young people aged up to 25 who need more support than is available through special educational needs support.
APP17-D	Total number of EHCPs issued	The total number of Education and Health Care Plans that are issued. The data is a snapshot at the end of the month. An education, health and care plan (EHCP) replaced statements and are for children and young people aged up to 25 who need more support than is available through special educational needs support.
APP17-A	Average duration in days from assessment request to EHCP completion	
APP-EP	Percentage of assessment requests sent to Educational Psychology returned within 6 weeks	The percentage of Educational Psychology assessments returned within a 6 week timeframe as a proportion of all such requests.
CYPE1	Percentage of pupils being placed in independent or out-of-county special schools - Kent responsible EHCPs	The number of pupils with an EHCP that are placed in independent Special schools or out-of-county Special schools as a percentage of the total number of pupils with an EHCP
Page 27	Percentage of open Educational Psychology referrals waiting more than 6 weeks	The percentage of open referrals to the educational psychology service that have been waiting more than 6 weeks as a proportion of all such cases. The data is a snapshot at the end of the month.
	Percentage of SEND statutory assessment requests waiting more than 20 weeks	The percentage of cases where a request for a statutory assessment has been made but no final EHCP has been issued that have been waiting more than 20 weeks as a proportion of all such cases. The data is a snapshot at the end of the month.
	Percentage of audited EHCPs rated good or better	
<b>Key Performance Indicators</b>		
SCS03	Percentage re-referrals to Children's Social Work Services within 12 months of a previous referral (R12M)	The percentage of referrals to SCS in the last 12 months where the previous referral date (if any) is within 12 months of the new referral date.
SCS08	Percentage of Returner Interviews completed for those with SCS Involvement	The percentage of returner interviews completed in the last 12 months where the case was open to SCS at the point the child went missing and the child was aged under 18 at the point of going missing.
SCS13	Percentage of children becoming subject to a child protection plan for the second or subsequent time	The percentage of children who become subject to a Child Protection Plan during the last 12 months who have been subject to a previous plan.
SCS18	Children in Care in same placement for the last two years (for those in care for two and a half years or more)	The percentage of Children in Care aged under 16 at the snapshot date who had been looked after continuously for at least 2.5 years who were living in the same placement for at least 2 years, or are placed for adoption and their adoptive placement together with their previous placement together last for at least 2 years.
SCS19	Percentage of CIC Foster Care in KCC Foster Care/Rel & Friends placements (exc UASC)	The percentage of Kent Children in Care at the snapshot date who are in Foster Care and are placed with KCC Foster Carers or with Relatives and Friends. UASC are excluded
SCS29	Average number of days between becoming a child in care and moving in with an adoptive family	The average number of days between becoming a Looked After Child and moving in with Adoptive Family (for children who have been Adopted in the last 12 months)
SCS34	Percentage of care leavers in education, employment or training (of those KCC is in touch with)	The percentage of relevant and former relevant care leavers who we were in contact with in a 4 month window around their birthday who were aged 17, 18, 19, 20 or 21 and were in education, employment or training.
SCS37	Percentage of Case File Audits graded good or outstanding	The percentage of all completed case audits in the last 12 months where the overall grading was good or outstanding

Indicator Definitions

Code	Indicator	Definition
<b>Key Performance Indicators (Continued)</b>		
SCS40	Percentage of case holding posts filled by permanent qualified social workers	The percentage of case holding posts (FTE) at the snapshot date which are held by qualified social workers employed by Kent County Council.
SCS42	Average caseloads in the CIC Teams	The average caseload of social workers within district based CIC Teams at the snapshot date.
SCS43	Average caseloads in the CSWT Teams	The average caseload of social workers within the district based Children's Social Work Teams (CSWTs) at the snapshot date.
EH72-F	Percentage of re-referrals to an Early Help Unit within 12 months of a previous Unit case (R12M)	The percentage of referrals into an EH Unit (R12M) that previously had an episode open to an Early Help Unit in the preceding 12 months. The data only looks at referrals allocated to a Unit. It is calculated using a comparison between the episode end date of the previous episode and the episode start date of the subsequent referral.
EH52-F	Percentage of Assessments completed in the given month, within 6 weeks of allocation	The percentage of assessments completed in the reporting month, where the assessment was completed within 30 working days of allocation.
	Percentage of EH Unit Case Audits rated good or outstanding	The percentage of all EH Unit completed case audits in the last 12 months where the overall grading was good or outstanding
EH16	Percentage of EH cases closed with outcomes achieved that come back to EH or CSWS in 3 mths	The percentage of EH cases that have been closed with an outcome of "outcomes achieved" and then came back into either EH or CSWS in the next 3 months. Please note that there is a 3 month time lag on this data so the result shown for May 2020 is actually looking at all EH Closures in the 12 months up to February 2020.
	Average Caseload within EH Units (Families)	Definition to be confirmed.
CYPE8	Rate of proven re-offending by CYP	An offender enters the cohort if they are released from custody, received a non-custodial conviction at court or received a reprimand or warning (caution) in a three month period. A proven reoffence is defined as any offence committed in a one year follow-up period that leads to a court conviction, caution, reprimand or warning in the one year follow-up or within a further six month waiting period to allow the offence to be proven in court. <b>It is important to note that this is not comparable to previous proven reoffending publications which reported on a 12 month cohort.</b>
SISE71	Percentage of Year 12-13 age-group (16-17 year olds) not in education, employment or training (NEET)	The percentage of young people who have left compulsory education, up until the end of National Curriculum Year 13, who have not achieved a positive education, employment or training destination.
EH43	Number of pupils permanently excluded from the primary phase - all Year R to Year 6 pupils	The total number of pupils in Year R to Year 6 that have been permanently excluded from a Kent maintained Primary school, Special school or Pupil Referral Unit (PRU) or Primary academy or Special academy during the last 12 months.
EH44	Number of pupils permanently excluded from the secondary phase - all Year 7 to Year 14 pupils	The total number of pupils in Year 7 to Year 14 that have been permanently excluded from a Kent maintained Secondary school, Special school or Pupil Referral Unit (PRU) or Secondary academy or Special academy during the last 12 months.
CYPE6	Percentage of Children Missing Education cases, closed within 30 school days	The number of closed cases within 30 school days of their referral to Kent County Council's CME Team, as a percentage of the total number of cases opened within the period.
CYPE22	Percentage of CYP registered to EHE who receive contact and additional information within 10 school days of them being brought to our attention	The number of CYP who register with the LA to Home Educate contacted to include information regarding a visit, within 10 days of receipt of the referral to Kent County Council's EHE Team, as a percentage of the total number of cases opened within the period.



Indicator Definitions

Code	Indicator	Definition
<b>Key Performance Indicators (Continued)</b>		
EY2	Percentage of DWP and other identified eligible 2 year olds taking up a free early education place	The number of two year old children accessing a free early education place at an early years provider as a proportion of the total number of families identified as potentially eligible for funding by the Department for Work and Pensions (DWP).
EY14	Percentage of pupils at EYFS achieving a Good Level of Development	Percentage of pupils assessed as achieving Expected or Exceeding in all Prime Learning Goals and all literacy and mathematics Early Learning Goals at the end of reception year, based on the Early Years Foundation Stage framework.
EY15	Percentage of pupils at EYFS achieving a Good Level of Development - FSM Eligible achievement gap	The difference between the achievement of non-FSM eligible pupils and FSM eligible pupils in terms of percentage assessed as achieving Expected or Exceeding in all Prime Learning Goals and all literacy and mathematics Early Learning Goals at the end of reception year, based on the Early Years Foundation Stage framework.
SISE4	Percentage of pupils at KS2 achieving age-related expectations in Reading, writing & mathematics	The percentage of pupils at the end of Key Stage 2 working at the Expected Standard in all of Reading, Writing & maths. Includes Kent maintained schools and academies.
SISE16	Percentage of pupils at KS2 achieving age-related expectations in Reading, writing & mathematics - FSM gap	The difference between the achievement of non-FSM eligible pupils and FSM eligible pupils in terms of percentage working at the Expected Standard in all of Reading, Writing & maths at KS2. Includes Kent maintained schools and academies.
SISE12	Average score at KS4 in Attainment 8	The average Attainment 8 score for pupils at end of Key Stage 4. Attainment 8 is a point score based on attainment across eight subjects which must include English; mathematics; three other English Baccalaureate (EBacc) subjects (sciences, computer science, geography, history and languages); and three further subjects, which can be from the range of EBacc subjects, or can be any other approved, high-value arts, academic, or vocational qualification.
SISE12a	Average score at KS4 in Attainment 8 - FSM gap	The difference between the Attainment 8 score of non-FSM eligible pupils and FSM eligible pupils at the end of KS4 (see above definition for SISE12a). Includes Kent maintained schools and academies.
CYPE23	Average point score per A Level entry at KS5 [School students only]	The total number of points achieved in A-Level qualifications by pupils at the end of Key Stage 5 divided by the total number of entries made in all A-Level qualifications. Outcomes are for Kent maintained schools and academies only.
CYPE24	Average point score per Applied General entry at KS5 [School students only]	The total number of points achieved in Applied General qualifications by pupils at the end of Key Stage 5 divided by the total number of entries made in all Applied General qualifications. Outcomes are for Kent maintained schools and academies only.
CYPE25	Average point score per Tech Level entry at KS5 [School students only]	The total number of points achieved in Tech Level qualifications by pupils at the end of Key Stage 5 divided by the total number of entries made in all Tech Level qualifications. Outcomes are for Kent maintained schools and academies only.
SEND10	Percentage of pupils with a Statement or Education, Health and Care Plan (EHCP) - Kent resident pupils	Percentage of pupils with an Education, Health and care Plan (EHCP) as a proportion of all pupils on roll in all schools as at January school census. Includes maintained schools and academies, Pupil Referral Units, Free schools and Independent schools (DfE published data).
CYPE2	Percentage of parents getting first preference of primary school	The percentage of parents who got their first preference of Primary school (out of their three ordered preferences) for their child.
CYPE3	Percentage of parents getting first preference of secondary school	The percentage of parents who got their first preference of Secondary school (out of their three ordered preferences) for their child.
EH46	Percentage of pupils who are persistently absent from primary schools - all pupils based on 10% threshold	The percentage of pupils that have been persistently absent from a Kent maintained Primary school or a Primary academy for 10% or more of their expected sessions over the reported time period.
EH47	Percentage of pupils who are persistently absent from secondary schools - all pupils based on 10% threshold	The percentage of pupils that have been persistently absent from a Kent maintained Secondary school or a Secondary academy for 10% or more of their expected sessions over the reported time period.

This page is intentionally left blank

Children, Young People and Education Performance Management

# Children, Young People and Education Directorate Scorecard

December 2023

Produced by: Management Information & Intelligence, KCC

Publication Date: 12th February 2024



This page is intentionally blank

## Guidance Notes

**Notes:** Please note that there is no 2019-20 or 2020-21 Education attainment data due to the impact of Coronavirus (COVID-19).  
 Figures for indicator CYPE8 (Rate of proven re-offending by CYP) shown in red have not been published by the Ministry of Justice (MoJ) but are included for information in this scorecard.  
 Please note that not all Children's Social Work indicators can be shown broken down by District for the associated CSWS team, as caseloads relating to these indicators are held by Area and Kent LA level teams. Cases included in a dataset are based on the Service working with the child and not the child's geographical residence. For new Teams/Services that are created within CSWS or EH, there will be no historical data shown initially, as it is only available from the point at which the new Team/Service begins.

### POLARITY




- H** The aim of this indicator is to achieve the highest number/percentage possible
- L** The aim of this indicator is to achieve the lowest number/percentage possible
- T** The aim of this indicator is to stay close to the target that has been set

### RAG RATINGS

- RED** Floor Standard\* has not been achieved
- AMBER** Floor Standard\* achieved but Target has not been met
- GREEN** Target has been achieved

\* Floor Standards are set in Directorate Business Plans and if not achieved must result in management action

### DIRECTION OF TRAVEL (DOT)

-  Performance has improved
-  Performance has worsened
-  Performance has remained the same

### INCOMPLETE DATA

- N/A** Data not available
- Data to be supplied
- New indicator - historical data not available

Data in italics indicates previous reporting year

### MANAGEMENT INFORMATION CONTACT DETAILS

- Wendy Murray 03000 419417
- Maureen Robinson 03000 417164
- Matt Ashman 03000 417012
- Chris Nunn 03000 417145

[MIEducation&WiderEH@kent.gov.uk](mailto:MIEducation&WiderEH@kent.gov.uk)  
[MIIntensiveEH&SocialCare@kent.gov.uk](mailto:MIIntensiveEH&SocialCare@kent.gov.uk)

Management Information, CYPE, KCC

### DATA PERIOD

- R12M** Monthly Rolling 12 months
- MS** Monthly Snapshot
- YTD** Year To Date
- Q** Quarterly
- A** Annual


### CHILDREN, YOUNG PEOPLE AND EDUCATION SCORECARDS

- CYPE Children, Young People and Education Directorate Scorecard
- EY Early Years Scorecard
- NEET NEET Monthly Scorecard
- SEND Special Educational Needs & Disabilities Scorecard
- ICS Intensive EH and CSWS Monthly Performance Report

### KEY TO ABBREVIATIONS

- CIC Children in Care
- CSWT Children's Social Work Teams
- CYP Children and Young People
- DWP Department for Work and Pensions
- EY Early Years
- EYFE Early Years Free Entitlement
- EYFS Early Years Foundation Stage
- FF2 Free For Two
- FSM Free School Meals
- NEET Not in Education, Employment or Training
- SCS Specialist Children's Services
- SEN Special Educational Needs


as at Oct 2023

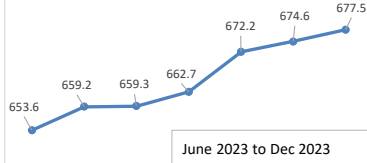
 129,150 pupils in 460 primary schools  
 26.3 % with free school meals (24.6%)

115,554 pupils in 102 secondary schools  
 22.6 % with free school meals (24.1%)

6,200 pupils in 24 special schools  
 45.4 % with free school meals (46.4%)


as at Dec 2023

 Rate of Early Help Unit Referrals per 10,000 of the 0-17 population (inclusive, rolling 12 months)




June 2023 to Dec 2023

as at Dec 2023

 Open cases


Intensive Early Help	2,370 (Families)
Open Social Work Cases	11,385
<i>Including:</i>	
• Child Protection	1,180
• Children in Care	1,997
• Care Leavers	2,043


as at Dec 2023

 Ofsted good or outstanding

EY providers	97.5%	(95%)
Primary	91.9%	(91%)
Secondary	88%	(83%)
Special	92.3%	(90%)


as at Dec 2023

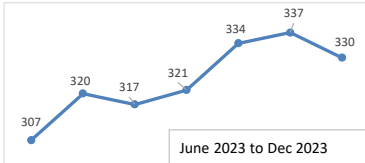
 Rate of referrals to Children's Social Work Services per 10,000 of the 0-17 population (inclusive, rolling 12 months)



June 2023 to Dec 2023


as at Dec 2023

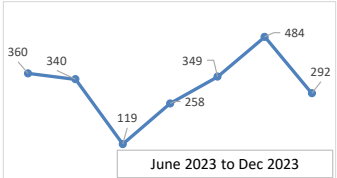
 Number of First Time Entrants into the Youth Justice system



June 2023 to Dec 2023


as at Dec 2023

 Requests for SEND statutory assessment




June 2023 to Dec 2023

as at Dec 2023

 Activity at the Front Door (children)

Total contacts	5,786
Number resolved at FD	2,403
Number to CSWS	1,613
Number to EH Units	1,374

as at Dec 2023

 Open Access Indicators

Number of Focused Support Requests started during the month	108
• by Children Centre	50
• by Youth Hub	58
% of Focused Support Requests supported by Open Access after 3 months	59.2%
Number of clients supported (interventions and sessions)	6,823

- Figures shown in brackets are National averages
- Free School Meal averages are as at January 2023 school census and based on state funded schools only
- Ofsted National averages are as at 31st December 2023, except EY Providers average which is as at August 2023

Directorate Scorecard - SEND Monthly Indicators

Education Monthly Indicators		Polarity	Data Period	QPR	Monthly Trends						Latest Month			DOT	Target 2023-24	RAG 2023-24	Kent Outturn 2022-23	Target 2022-23	RAG 2022-23	Benchmark Group 2022-23	England 2022-23
											Measure	Numerator	Denominator								
					Jun-23	Jul-23	Aug-23	Sep-23	Oct-23	Nov-23	Dec-23										
APP17	Percentage of Education, Health and Care Plans (EHCPs) issued within 20 weeks	H	MS		13.2	8.7	2.3	9.2	11.9	12.8	8.8	17	194	↓	45	RED	40.9	60	RED	42.8	49.2
APP17-N	Total number of EHCPs issued within 20 weeks	H	MS		22	17	3	19	28	33	17										
APP17-D	Total number of EHCPs issued	L	MS		167	195	131	207	236	257	194										
APP17-A	Average duration in days from assessment request to EHCP completion	L	MS		244	245	256	299	244	253	262			↓							
APP-EP	Percentage of assessment requests sent to Educational Psychology returned within 6 weeks	H	MS		42	35	35	16	12	28	47	95	202	↑	55	AMBER					
CYPE1	Percentage of pupils being placed in independent or out-of-county special schools - Kent responsible EHCPs	L	MS		10.9	10.7	11.0	11.0	10.7	10.8	10.9	2,112	19,355	↓	9	RED	11.0	9	RED	N/A	N/A
	Percentage of open Educational Psychology referrals waiting more than 6 weeks	L	MS		25.8	20.8	38.6	45.2	37.4	23.3	16.5	92	558	↑						N/A	N/A
	Percentage of SEND statutory assessment requests waiting more than 20 weeks	L	MS		42.1	45.2	51.7	53.0	50.7	47.0	47.2	1,035	2,192	↓						N/A	N/A
APP22	Percentage of audited EHCPs rated good or better	H	MS		19.2	17.4														N/A	N/A

Note: 2023-24 targets for APP17 and APP-EP are using the June 2024 targets from the APP scorecard

**Commentary on Education SEND Indicators:**

Recruitment is complete across the SEND service and the service is currently staffed over-establishment, as additional agency staff have been retained to support the work on the most out of date cases and annual reviews. Demand into the service remains high so the focus is on training new staff and on making the processes within the service as efficient as possible, to increase productivity, and finalise a greater number of EHCPs every month. Additional operational reporting is in place to inform staff's work to ensure that resources are being targeted in the most effective way. Both the SEND service and the Educational Psychology service are focused on reducing the number of cases out of timescale as quickly as possible.

Directorate Scorecard - Kent KPIs

Integrated Children's Services Monthly Indicators		Polarity	Data Period	QPR	Monthly Trends							Latest Month			DOT	Target 2023-24	RAG 2023-24	Kent Outturn 2022-23	Target 2022-23	RAG 2022-23	Benchmark Group 2022-23	England 2022-23	
					Measure	Numerator	Denominator	Jun-23	Jul-23	Aug-23	Sep-23	Oct-23	Nov-23	Dec-23									
																							SN or SE
SCS03	Percentage re-referrals to Children's Social Work Services within 12 months of a previous referral (R12M)	L	R12M		23.3	23.4	23.2	23.2	23.5	23.6	23.8	5,727	24,036	↓	25.0	GREEN	22.0	25.0	GREEN	19.4	22.4		
SCS08	Percentage of Returner Interviews completed for those with SCS Involvement	H	R12M		87.7	87.6	87.3	87.0	86.8	85.1	83.9	1,610	1,918	↓	90.0	AMBER	89.3	90.0	AMBER	N/A	N/A		
SCS13	Percentage of children becoming subject to a child protection plan for the second or subsequent time	T	R12M	✓	21.8	21.2	21.1	20.4	20.0	19.3	19.1	259	1,353	↓	20.0	GREEN	23.2	20.0	AMBER	24.3	23.6		
SCS18	Children in Care in same placement for the last two years (for those in care for two and a half years or more)	H	MS	✓	73.7	73.4	74.0	73.6	73.6	72.1	71.4	327	458	↓	70.0	GREEN	74.3	70.0	GREEN	68.7	69.0		
SCS19	Percentage of CIC Foster Care in KCC Foster Care/Rel & Friends placements (exc UASC)	H	MS	✓	74.4	74.4	74.9	75.2	74.8	74.7	74.5	778	1,044	↓	85.0	RED	73.7	85.0	RED	N/A	N/A		
SCS29	Average number of days between becoming a child in care and moving in with an adoptive family	L	R12M	✓	326.4	350.1	348.0	363.5	346.7	356.2	354.6	20,924	59	↑	426.0	GREEN	352.1	426.0	GREEN	442	480		
SCS34	Percentage of care leavers in education, employment or training (of those KCC is in touch with)	H	R12M	✓	61.3	59.6	59.5	59.4	58.7	59.5	59.3	626	1,056	↓	65.0	AMBER	62.2	65.0	AMBER	N/A	N/A		
SCS37	Percentage of Case File Audits graded good or outstanding	H	R12M	✓	87.3	87.2	87.2	86.2	86.2	87.9	87.9	522	594	↔	85.0	GREEN	86.0	80.0	GREEN	N/A	N/A		
SCS40	Percentage of case holding posts filled by permanent qualified social workers	H	MS	✓	75.1	74.0	74.0	74.8	75.8	76.0	73.0	446.0	611.0	↓	85.0	RED	75.2	85.0	AMBER	N/A	N/A		
SCS42	Average caseloads in the CIC Teams	L	MS		17.3	17.0	17.3	16.9	15.9	16.8	16.8	1,688	100.5	↔	15.0	AMBER	16.6	15.0	AMBER	N/A	N/A		
SCS43	Average caseloads in the CSWT Teams	L	MS		25.1	23.7	21.5	21.6	21.8	21.1	21.1	5,666	268.8	↔	18.0	AMBER	25.0	18.0	RED	N/A	N/A		
EH72-F	Percentage of referrals to an Early Help Unit where a previous episode ended within 12 months	L	R12M		28.5	28.7	29.0	29.3	29.9	29.9	30.0	3,504	11,661	↓	25.0	AMBER	28.2	25.0	AMBER	28	N/A		
EH52-F	Percentage of EH Assessments completed in the given month, within 6 weeks of allocation	H	MS		91.0	91.6	92.0	92.3	92.4	92.6	92.6	5,063	5,470	↔	85.0	GREEN	89.4	85.0	GREEN	N/A	N/A		
SCS	Percentage of EH Unit Case Audits rated good or outstanding	H	R12M		92.4	92.9	92.9	94.2	94.2	94.1	94.1	143	152	↔	85.0	GREEN	90.6	80.0	GREEN	N/A	N/A		
EH16-F	Percentage of EH cases closed with outcomes achieved that come back to EH or CSWS in 3 mths	L	R12M		13.7	13.7	13.8	14.2	14.3	14.3	14.4	646	4,473	↓	15.0	GREEN	13.3	15.0	GREEN	N/A	N/A		
	Average Caseload within EH Units (Families)	L	MS		13.5	12.7	10.1	11.0	11.1	11.9	11.7	1,977	169.3	↑	15.0	GREEN	14.7	15.0	GREEN	N/A	N/A		

Integrated Children's Services Quarterly Indicators		Polarity	Data Period	QPR	Quarterly Trends				Latest Quarter			DOT	Target 2023-24	RAG 2023-24	Kent Outturn 2022-23	Target 2022-23	RAG 2022-23	South East as at Jan 2023	England & Wales as at Jan 2023	
					Rate	Numerator	Denominator	Q3 22-23	Q4 22-23	Q1 23-24	Q2 23-24									
CYPE8	Rate of proven re-offending by CYP	L	Q		28.6	28.9	28.5	29.8	103	346	↓	28.7	AMBER	28.9	30.0	GREEN	31.2	28.5		



Directorate Scorecard - Kent KPIs

Education Monthly Indicators		Polarity	Data Period	QPR	Monthly Trends						Latest Month			DOT	Target 2023-24	RAG 2023-24	Kent Outturn 2022-23	Target 2022-23	RAG 2022-23	Benchmark Group 2022-23	England 2022-23
											Measure	Numerator	Denominator								
					Jun-23	Jul-23	Aug-23	Sep-23	Oct-23	Nov-23	Dec-23										
SISE71	Percentage of Year 12-13 age-group (16-17 year olds) not in education, employment or training (NEET) [seasonally impacted indicator]	L	MS		3.6	3.5	3.4	2.2	2.3	2.6	3.0	1,079	36,166	↓	2.8	AMBER	3.3	2.8	AMBER	2.5	2.8
EH43	Number of pupils permanently excluded from the primary phase - all Year R to Year 6 pupils	L	R12M		15	15	15	15	16	21	24	N/A	N/A	↓	12	RED	15	12	AMBER	N/A	N/A
EH44	Number of pupils permanently excluded from the secondary phase - all Year 7 to Year 14 pupils	L	R12M		53	56	54	62	62	66	65	N/A	N/A	↑	24	RED	54	24	RED	N/A	N/A
CYPE6	Percentage of Children Missing Education cases, closed within 30 school days	H	R12M		77.0	79.2	79.7	81.3	82.6	83.5	81.7	3,086	3,776	↓	90	RED	79.7	N/A	N/A	N/A	N/A
CYPE22	Percentage of CYP registered to EHE who receive contact and additional information within 10 school days of them being brought to our attention	H	R12M		59.8	56.6	55.7	52.8	51.2	43.9	42.7	1,132	2,654	↓	95	RED	55.7	N/A	N/A	N/A	N/A

Education Termly Indicators		Polarity	Data Period	QPR	Termly Trends			Latest Term			DOT	Target Autumn 2023-24	RAG 2023-24
								Measure	Numerator	Denominator			
					Autumn 22-23	Spring 22-23	Summer 22-23	Autumn 23-24					
EY2	Percentage of DWP and other identified eligible 2 year olds taking up a free early education place [seasonally impacted indicator]	H	T		69.2	69.6	65.2	79.0	3,335	4,220	↑	79.0	GREEN

**\*\*Please note that there is no 2019-20 or 2020-21 Education attainment data due to the impact of Coronavirus (COVID-19)\*\***

Education Annual Indicators		Polarity	Data Period	QPR	Annual Trends			Latest Year			Target 2022-23	RAG 2022-23	DOT	Target 2023-24	Benchmark Group 2022-23	England 2022-23
								Measure	Numerator	Denominator						
					2019-20	2020-21	2021-22	2022-23								
EY14	Percentage of pupils at EYFS achieving a Good Level of Development	H	A		N/A	N/A	65.8	68.3	12,433	18,201	67.5	GREEN	↑	69.0	69.6	67.2
EY15	Percentage of pupils at EYFS achieving a Good Level of Development - FSM gap	L	A		N/A	N/A	22.6	23.2	N/A	N/A	19.7	RED	↓		23.6	20.4
SISE4	Percentage of pupils at KS2 achieving age-related expectations in Reading, writing & mathematics	H	A		N/A	N/A	59.0	59.3	11,523	19,430	61.0	AMBER	↑	60.0	60	60
SISE16	Percentage of pupils at KS2 achieving age-related expectations in Reading, writing & mathematics - FSM gap	L	A		N/A	N/A	28.0	28	N/A	N/A	22.0	RED	↔	24.0	27	22
SISE12	Average score at KS4 in Attainment 8	H	A		N/A	N/A	49.3	47.0	N/A	N/A	51.0	RED	↓	48.0	47.4	46.3
SISE19	Average score at KS4 in Attainment 8 - FSM gap	L	A		N/A	N/A	18.5	17.8	N/A	N/A	15.0	AMBER	↑	15.0	18.4	14.9
CYPE23	Average point score per A Level entry at KS5 [School students only]	H	A		N/A	N/A	37.7	34.20	N/A	N/A	N/A	N/A	↓		35.24	34.63
CYPE24	Average point score per Applied General entry at KS5 [School students only]	H	A		N/A	N/A	32.0	29.14	N/A	N/A	N/A	N/A	↓		29.34	30.93
CYPE25	Average point score per Tech Level entry at KS5 [School students only]	H	A		N/A	N/A	34.6	33.47	N/A	N/A	N/A	N/A	↓		32.69	33.17
SEND10	Percentage of pupils with an Education, Health and Care Plan (EHCP) - Kent resident pupils	L	A		3.8	4.2	4.8	4.8	12,125	250,254	3.0	RED	↓	4.2	4.6	4.2
CYPE2	Percentage of parents getting first preference of primary school	H	A		88.3	89.2	90.1	90.1	15,295	16,978					91.2	92.2
CYPE3	Percentage of parents getting first preference of secondary school	H	A		77.7	69.7	79.6	78.2	14,865	19,007					83.3	83.3
EH46	Percentage of pupils who are persistently absent from primary schools - all pupils based on 10% threshold	L	A		N/A	9.7	19.1	17.2					↑			
EH47	Percentage of pupils who are persistently absent from secondary schools - all pupils based on 10% threshold	L	A		N/A	15.6	29.2	29.2					↔			

The data sources for 2023 attainment data are as follows: FSP = DfE SFR, 30/11/23. KS2 = DfE Published SFR, 14/12/23. KS4 = DfE Published SFR, 01/02/24. KS5 = DfE Published SFR, 01/02/24.

## Directorate Scorecard - Kent KPIs

### Commentary on Integrated Children's Services Indicators:

#### Children's Social Care

**RED:** At 74.5% the percentage of children in care placed in KCC foster care, or in placements with relatives/friends, is 0.5% below the floor standard of 75.0%. The target of 85.0% is an aspirational target set to drive up the use of in-house provision and historically performance has remained stable at around 75.0%. Some of the factors limiting improvements against this measure include an increase in the number of children coming into care, particularly for young children requiring parent and child placements for which there is a shortage of foster carers. Other factors include delays in care proceedings which mean children remain in care for longer periods and the challenge of recruitment and retention of foster carers which is a national issue, highlighted in the government's Social Care Review. Foster homes for children to live together with their parents and homes for siblings remains a high priority and actions being taken include a continuous focus on the recruitment of foster carers, with particular emphasis on some geographical areas and types of carers required, for example, to increase the number of foster carers who can accommodate parent and child placements.

**RED:** The percentage of case holding posts filled by permanent qualified social workers is 73.0%, below the floor standard of 75.0%. The target for this measure is 85.0% which is based on the national average for Agency Social Workers of 15%. Recruiting and retaining qualified social workers remains a priority for CYPE and a range of initiatives are being explored and implemented. The annual collection of Children's Social Care Workforce data, provides some comparative data as at 30th September 2022 - Social Work Vacancies: Kent 16.5%, England average 20.0%, SE average 18.8%; % Agency Social Workers covering vacancies - Kent 12.3%, England average 17.6%, SE average 17.9%; Social Worker turnover - Kent 15.9%, England average 17.1%, SE average 18.6%.

**AMBER:** The Percentage of Returner Interviews completed for those with Children's Social Work Involvement is 83.9%, below the Target of 90.0% and continuing a trend of decreased performance. For those Returner Interviews that did take place, 84.9% took place within timescale (3 working days).

**AMBER:** The percentage of care leavers in education, employment or training (of those KCC is in touch with) is 59.3% which is below the Target of 65.0%. This target is a priority for the 18+ Care Leavers service but is impacted upon by whether our unaccompanied asylum young people have status. If a UASC young adult does not have an outcome of their asylum claim when they transfer to the 18+ Care Leaver service at aged 18, they are unable to access education, training, or employment. The 18+ Care Leavers service has two dedicated social workers that work closely with the Home Office to expediate decisions on our young adult's immigration status but current delays within the immigration decision making process are impacting upon improving performance against this measure.

**AMBER:** The average caseload in the Children in Care (CIC) Teams is 16.8 cases, above target of no more than 15 children/young people and remaining the same as the previous month (November 2023). A comprehensive set of measures to improve the recruitment and retention of social workers is in place, aimed at reducing the average caseloads for all teams.

**AMBER:** The average caseload in the Children's Social Work Teams (CSWT) is 21.1 cases. This is above the target caseload of no more than 18 children/young people and remains the same as the previous month (November 2023). There have been improvements over the last six months, with the average caseload reducing from 25.1 cases in June 2023. The challenge with caseloads relates to levels of demand and the staff turnover rates for qualified social workers.

**GREEN:** The percentage re-referrals to Children's Social Work Services within 12 months of a previous referral was 23.8%, achieving the Target of below 25.0%. This performance compares to the latest published England average of 22.4% and averages of 19.4% for Kent's Statistical Neighbours and 27.9% for the South East (all comparative rates are for 2022/23 performance).

**GREEN:** The percentage of children becoming subject to a child protection plan for the second or subsequent time is 19.1% which is within the target range of 17.5% - 22.5% and compares to average rates for England of 23.6%, Statistical Neighbours 24.3% and the South East 25.1% (2022/23).

**GREEN:** The percentage of Children in Care in same placement for the last two years (for those in care for two and a half years or more) is 71.4% and above the Target of 70.0%. Kent's performance remains above the latest published average for Kent's Statistical Neighbours of 68.7%, the average for the South East of 68.0% and the England average of 69.0% (comparative data is for 2022/23).

**GREEN:** The average number of days between becoming a child in care and moving in with an adoptive family is 355 days, within the nationally set target of less than 426 days. This compares to the latest published England average of 480 days (for 2022/23) which increased from an average 367 days in 2021/22.

**GREEN:** The percentage of Children's Social Work Case File Audits graded good or outstanding is 87.9%, which is above the 80.0% Target.

#### Intensive Early Help

**AMBER:** The percentage of referrals to an Early Help Unit where a previous episode ended within 12 months is 30.0%, which is above the target of 25.0%.

**GREEN:** The percentage of EH Assessments completed in the given month, within 6 weeks of allocation, is at 92.6%, achieving the target of 85.0%.

**GREEN:** The percentage of cases open to Intensive Early Help that were audited and graded as good or outstanding is 94.1%, achieving the 80.0% target.

**GREEN:** The percentage of EH cases closed with outcomes achieved that come back to EH or CSWS in 3 months is 14.4%, achieving the Target of less than 15.0%.

### Commentary on Education Indicators:

*The majority of education indicators are annual. Commentary has only been provided for indicators where new data has been published since the last scorecard was issued where targets exist.*

**RED:** The numbers of pupils permanently excluded from the primary phase, as a 12month rolling average, is 24 which is double the target. The numbers of pupils permanently excluded from the secondary phase – all Year 7 to Year 11 pupils at 65, is almost treble the target of 24. Since September 2023, the number of exclusions has continued to rise. Robust, proactive, and creative multi-agency partnership working has resulted in 14 pupils seeing their permanent exclusions being cancelled by Headteachers due to other pathways being pursued and hence statutory governor scrutiny not being required. PIAS is working in partnership with an Inclusion Champion from a Kent primary school to analyse a cross section of permanent exclusions issued this academic year to identify common themes and develop additional processes to support schools to ensure all interventions are exhausted and exclusion remains a last resort as detailed in the Department for Education guidance on suspensions and exclusions issued in September 2023.

**RED:** The percentage of children missing education cases, closed with 30 school days is 81.7% with 3,086 cases being closed out of a cohort of 3,776. Although below the target this performance has improved over the last two months.

**RED:** The percentage of CYP registered to EHE who received contact and additional information within 10 school days of them being brought to our attention is 42.7% (1,132 out of 2,654).

**AMBER:** The rate of proven offending by CYP for Quarter 2 has increased from 28.5 to 29.8 which equates to 103 young people (from a cohort of 346). We continue to deliver the 'Turn around' prevention programme, which is already seeing positive outcomes for children, particularly in ensuring there is a suitable education offer for those children and increasing participation of those children. This programme will continue to enhance our prevention and diversion model and the longer-term impact is expected to safeguard children, prevent offending and further reduce numbers of First Time Entrants.

**AMBER:** The Percentage of Year 12-13 age-group (16-17 year olds) not in education, employment or training (NEET) in December was 3.0%; missing the target by 0.2 percentage points. Please note this is a seasonal indicator and numbers will naturally increase as the academic year progresses. For this reason, the DfE uses the rolled average for December, January, and February. Data for 2022/23 shows Kent to have 3.3% NEETs, which combined with the Not Known cohort (2.5%) the aggregate figure is 5.8%. The figures for the Southeast and England are 6.9% and 5.2% respectively.

Directorate Scorecard - Kent KPIs - Vulnerable Learners

**\*\*Please note that there is no 2019-20 or 2020-21 Education attainment data due to the impact of Coronavirus (COVID-19)\*\***

Annual Indicators - Primary		Polarity	Data Period	QPR	Annual Trends			Latest Year			Target 2022-23	RAG	DOT	Target 2023-24	Benchmark Group 2022-23	England 2022-23
					2019-20	2020-21	2021-22	Measure	Numerator	Denominator						
EY14	Percentage of pupils at EYFS achieving a Good Level of Development - all pupils	H	A		N/A	N/A	65.8	68.3	12,433	18,201	67.5	GREEN	↑	69.0	69.6	67.2
EY15	Percentage of pupils at EYFS achieving a Good Level of Development - FSM gap	L	A		N/A	N/A	22.6	23.2	N/A	N/A	19.7	RED	↓	N/A	23.6	20.4
	Percentage of pupils at EYFS achieving a Good Level of Development - Kent CIC gap	L	A		N/A	N/A	17.6	22.5	N/A	N/A	17.0	RED	↓	N/A		
	Percentage of pupils at EYFS achieving a Good Level of Development - SEN Support gap	L	A		N/A	N/A	48.6	50.4	N/A	N/A	47.0	RED	↓	N/A	49.9	49.7
	Percentage of pupils at EYFS achieving a Good Level of Development - SEN EHCP gap	L	A		N/A	N/A	66.3	70.5	N/A	N/A	66.0	RED	↓	N/A	71.2	70.2
SISE4	Percentage of pupils at KS2 achieving age-related expectations in Reading, writing & mathematics - all pupils	H	A		N/A	N/A	59	59.3	11,523	19,430	61.0	AMBER	↑	60.0	60	60
SISE16	Percentage of pupils at KS2 achieving age-related expectations in Reading, writing & mathematics - FSM gap	L	A		N/A	N/A	28	28	N/A	N/A	22.0	RED	↔	24.0	27	22
	Percentage of pupils at KS2 achieving age-related expectations in Reading, writing & mathematics - Kent CIC gap	L	A		N/A	N/A	32.6	35.4	N/A	N/A	30.0	RED	↓	N/A		
	Percentage of pupils at KS2 achieving age-related expectations in Reading, writing & mathematics - SEN Support gap	L	A		N/A	N/A	48	47	N/A	N/A	47.0	GREEN	↑	45.0	48	46
	Percentage of pupils at KS2 achieving age-related expectations in Reading, writing & mathematics - SEN EHCP gap	L	A		N/A	N/A	61	62	N/A	N/A	60.0	AMBER	↓	60.0	62	62
	Progress score in Reading at KS2 - all pupils	H	A		N/A	N/A	-0.8	-0.5	N/A	N/A	-0.2	AMBER	↓	N/A	0.0	0.0
	Progress score in Reading at KS2 - FSM Eligible	H	A		N/A	N/A	-2.2	-1.9	N/A	N/A	-0.9	AMBER	↓	N/A	-1.6	-0.9
	Progress score in Reading at KS2 - Kent CIC	H	A		N/A	N/A	-2.5	-1.6	N/A	N/A	-0.9	AMBER	↓	N/A		
	Progress score in Reading at KS2 - SEN Support	H	A		N/A	N/A	-2.5	-1.4	N/A	N/A	-1.2	AMBER	↓	N/A	-1.1	-0.6
	Progress score in Reading at KS2 - SEN EHCP	H	A		N/A	N/A	-5.4	-6.0	N/A	N/A	-4.5	AMBER	↓	N/A	-5.1	-4.4
	Progress score in writing at KS2 - all pupils	H	A		N/A	N/A	0.1	0.0	N/A	N/A	0.1	AMBER	↓	N/A	-0.3	0.0
	Progress score in writing at KS2 - FSM Eligible	H	A		N/A	N/A	-1.2	-1.1	N/A	N/A	-0.8	AMBER	↓	N/A	-1.5	-0.7
	Progress score in writing at KS2 - Kent CIC	H	A		N/A	N/A	-2.3	-0.9	N/A	N/A	-0.8	AMBER	↓	N/A		
	Progress score in writing at KS2 - SEN Support	H	A		N/A	N/A	-1.8	-1.5	N/A	N/A	-1.6	GREEN	↓	N/A	-2.1	-1.5
	Progress score in writing at KS2 - SEN EHCP	H	A		N/A	N/A	-4.4	-5.1	N/A	N/A	-4.1	AMBER	↓	N/A	-5.1	-4.4
	Progress score in maths at KS2 - all pupils	H	A		N/A	N/A	-0.9	-1.0	N/A	N/A	-0.3	AMBER	↓	N/A	-0.5	0.0
	Progress score in maths at KS2 - FSM Eligible	H	A		N/A	N/A	-2.5	-2.7	N/A	N/A	-1.2	AMBER	↓	N/A	-2.2	-1.1
	Progress score in maths at KS2 - Kent CIC	H	A		N/A	N/A	-2.8	-3.3	N/A	N/A	-1.2	AMBER	↓	N/A		
	Progress score in maths at KS2 - SEN Support	H	A		N/A	N/A	-2.2	-2.4	N/A	N/A	-0.9	AMBER	↓	N/A	-1.7	-0.8
	Progress score in maths at KS2 - SEN EHCP	H	A		N/A	N/A	-4.8	-6.0	N/A	N/A	-3.9	AMBER	↓	N/A	-4.9	-4.1

Directorate Scorecard - Kent KPIs - Vulnerable Learners

**\*\*Please note that there is no 2019-20 or any planned 2020-21 Education attainment data due to the impact of Coronavirus (COVID-19)\*\***

Annual Indicators - Secondary		Polarity	Data Period	QPR	Annual Trends			Latest Year			Target 2022-23	RAG	DOT	Target 2023-24	Benchmark Group 2022-23	England 2022-23
					2019-20	2020-21	2021-22	Measure	Numerator	Denominator						
															SE Region	
SISE12	Average score at KS4 in Attainment 8 - all pupils	H	A		N/A	N/A	49.3	47.0	N/A	N/A	51.0	RED	↓	48.0	47.4	46.3
SISE19	Average score at KS4 in Attainment 8 - FSM gap	L	A		N/A	N/A	18.5	17.8	N/A	N/A	15.0	AMBER	↑	15.0	18.4	14.9
	Average score at KS4 in Attainment 8 - Kent CIC gap	L	A		N/A	N/A	27.3	28.2	N/A	N/A	25.0	RED	↓			
	Average score at KS4 in Attainment 8 - SEN Support gap	L	A		N/A	N/A	16.7	16.3	N/A	N/A	16.0	AMBER	↑	15.0	18.0	16.9
	Average score at KS4 in Attainment 8 - SEN EHCP gap	L	A		N/A	N/A	39.5	37.9	N/A	N/A	38.0	GREEN	↑	36.0	37.2	36.2
	Average score at KS4 in Progress 8 - all pupils	H	A		N/A	N/A	-0.19	-0.12	N/A	N/A	-1.00	GREEN	↓	-0.03	-0.02	-0.03
	Average score at KS4 in Progress 8 - FSM	H	A		N/A	N/A	-0.90	-0.82	N/A	N/A	-0.60	RED	↓	-0.60	-0.80	-0.58
	Average score at KS4 in Progress 8 - Kent CIC	H	A		N/A	N/A	-1.48	-1.48	N/A	N/A	-1.30	AMBER	↓			
	Average score at KS4 in Progress 8 - SEN Support	H	A		N/A	N/A	-0.70	-0.66	N/A	N/A	-0.47	AMBER	↓	-0.45	-0.51	-0.45
	Average score at KS4 in Progress 8 - SEN EHCP	H	A		N/A	N/A	-1.62	-1.40	N/A	N/A	-1.30	AMBER	↓	-1.12	-1.18	-1.12

Directorate Scorecard - Ashford District

Integrated Children's Services Monthly Indicators		Polarity	Data Period	QPR	Monthly Trends						Latest Month			DOT	Target 2023-24	RAG 2023-24	Kent Outturn 2022-23	Target 2022-23	RAG 2022-23	Benchmark Group 2022-23	England 2022-23
											Measure	Numerator	Denominator								
										Jun-23	Jul-23	Aug-23	Sep-23								
Ashford CSWT																					
SCS03	Percentage re-referrals to Children's Social Work Services within 12 months of a previous referral (R12M)	L	R12M		22.3	22.6	22.5	22.6	23.8	23.9	23.6	395	1,676	↑	25.0	GREEN	21.5	25.0	GREEN	19.4	22.4
SCS08	Percentage of Returner Interviews completed for those with SCS Involvement	H	R12M		91.7	89.7	87.5	86.8	81.1	76.9	76.3	29	38	↓	90.0	RED	100.0	90.0	GREEN	N/A	N/A
SCS13	Percentage of children becoming subject to a child protection plan for the second or subsequent time	T	R12M	✓	23.7	24.2	24.6	26.5	26.5	23.0	22.7	29	128	↑	20.0	AMBER	22.4	20.0	GREEN	24.3	23.6
SCS18	Children in Care in same placement for the last two years (for those in care for two and a half years or more)	H	MS	✓	N/A						N/A	N/A	N/A	N/A	N/A			68.7	69.0		
SCS19	Percentage of CIC Foster Care in KCC Foster Care/Rel & Friends placements (exc UASC)	H	MS	✓	N/A						N/A	N/A	N/A	N/A	N/A			N/A	N/A		
SCS29	Average number of days between becoming a child in care and moving in with an adoptive family	L	R12M	✓	N/A						N/A	N/A	N/A	N/A	N/A			442	480		
SCS34	Percentage of care leavers in education, employment or training (of those KCC is in touch with)	H	R12M	✓	N/A						N/A	N/A	N/A	N/A	N/A			N/A	N/A		
SCS37	Percentage of Case File Audits graded good or outstanding	H	R12M	✓	72.2	77.8	77.8	72.2	72.2	88.2	88.2	15	17	↔	85.0	GREEN	64.3	80.0	RED	N/A	N/A
SCS40	Percentage of case holding posts filled by permanent qualified social workers	H	MS	✓	70.9	60.9	65.1	69.3	73.4	73.4	77.6	18.6	24.0	↑	85.0	AMBER	71.8	85.0	RED	N/A	N/A
SCS42	Average caseloads in the CIC Teams	L	MS		N/A						N/A	N/A	N/A	N/A	N/A			N/A	N/A		
SCS43	Average caseloads in the CSWT Teams	L	MS		26.7	23.4	22.1	21.4	17.9	18.4	18.3	435	23.8	↑	18.0	AMBER	23.8	18.0	RED	N/A	N/A
Ashford EHU																					
EH72-F	Percentage of referrals to an Early Help Unit where a previous episode ended within 12 months	L	R12M		27.7	28.0	28.2	28.9	29.5	30.5	30.3	282	931	↑	25.0	RED	26.1	25.0	AMBER	28	N/A
EH52-F	Percentage of EH Assessments completed in the given month, within 6 weeks of allocation	H	MS		96.8	96.9	97.0	97.2	97.0	97.1	97.2	384	395	↑	85.0	GREEN	97.3	85.0	GREEN	N/A	N/A
	Percentage of EH Unit Case Audits rated good or outstanding	H	R12M		90.0	100.0	100.0	100.0	100.0	90.0	90.0	9	10	↔	85.0	GREEN	87.5	80.0	GREEN	N/A	N/A
EH16-F	Percentage of EH cases closed with outcomes achieved that come back to EH or CSWS in 3 mths	L	R12M		12.4	12.2	12.7	13.5	14.0	14.0	14.0	49	349	↔	15.0	GREEN	13.2	15.0	GREEN	N/A	N/A
	Average Caseload within EH Units (Families)	L	MS		11.9	11.6	9.0	10.7	10.7	11.1	10.8	183	17.0	↑	15.0	GREEN	14.0	15.0	GREEN	N/A	N/A

Integrated Children's Services Quarterly Indicators - Ashford		Polarity	Data Period	QPR	Quarterly Trends			Latest Quarter			DOT	Target 2023-24	RAG 2023-24	District Outturn 2022-23	Target 2022-23	RAG 2022-23	South East as at Jan 2023	England & Wales as at Jan 2023
								Rate	Numerator	Denominator								
										Q3 22-23								
CYPE8	Rate of proven re-offending by CYP	L	Q		30.8	26.9	21.7	18.2	4	22	↑	28.7	GREEN	26.9	30.0	GREEN	31.2	28.5

Directorate Scorecard - Ashford District

Education Monthly Indicators - Ashford		Polarity	Data Period	QPR	Monthly Trends						Latest Month			DOT	Target 2023-24	RAG 2023-24	District Outturn 2022-23	Target 2022-23	RAG 2022-23	Benchmark Group 2022-23	England 2022-23
											Measure	Numerator	Denominator								
					Jun-23	Jul-23	Aug-23	Sep-23	Oct-23	Nov-23	Dec-23										
APP17	Percentage of Education, Health and Care Plans (EHCPs) issued within 20 weeks	H	MS		25.0	21.4	9.1	15.4	14.3	6.3	28.6	2	7	↑	45	RED	56.7	60	AMBER	42.8	49.2
SISE71	Percentage of Year 12-13 age-group (16-17 year olds) not in education, employment or training (NEET) [seasonally impacted indicator]	L	MS		2.9	2.9	2.8	1.8	1.7	2.1	2.4	77	3,192	↓	2.8	GREEN	3.1	2.8	AMBER	2.5	2.8
CYPE1	Percentage of pupils being placed in independent or out-of-county special schools - Kent responsible EHCPs	L	MS		10.9	10.8	11.1	11.3	10.8	10.7	10.8	177	1,632	↓	9	RED	11.1	9	RED	N/A	N/A
EH43	Number of pupils permanently excluded from the primary phase - all Year R to Year 6 pupils	L	R12M		0	0	0	0	1	2	2	N/A	N/A	↔	N/A	N/A	0	N/A	N/A	N/A	N/A
EH44	Number of pupils permanently excluded from the secondary phase - all Year 7 to Year 14 pupils	L	R12M		5	4	4	6	3	3	3	N/A	N/A	↔	N/A	N/A	4	N/A	N/A	N/A	N/A
CYPE6	Percentage of Children Missing Education cases, closed within 30 school days	H	R12M		72.7	74.6	75.2	78.6	78.9	79.7	78.5	197	251	↓	90	RED	75.2	N/A	N/A	N/A	N/A
CYPE22	Percentage of CYP registered to EHE who receive contact and additional information within 10 school days of them being brought to our attention	H	R12M		57.1	52.7	52.3	50.4	48.1	42.7	41.5	100	241	↓	95	RED	52.3	N/A	N/A	N/A	N/A

Education Termly Indicators		Polarity	Data Period	QPR	Termly Trends			Latest Term			DOT	Target Autumn 2023-24	RAG 2023-24
								Measure	Numerator	Denominator			
					Autumn 22-23	Spring 22-23	Summer 22-23	Autumn 23-24					
EY2	Percentage of DWP and other identified eligible 2 year olds taking up a free early education place [seasonally impacted indicator]	H	T		79.5	70.9	65.7	79.6	319	401	↑	79.0	GREEN

Education Annual Indicators - Ashford		Polarity	Data Period	QPR	Annual Trends			Latest Year			Target 2022-23	RAG 2022-23	DOT	Target 2023-24	Benchmark Group 2022-23	England 2022-23
								Measure	Numerator	Denominator						
					2019-20	2020-21	2021-22	2022-23								
EY14	Percentage of pupils at EYFS achieving a Good Level of Development	H	A		N/A	N/A	67.6	68.6	1,119	1,631	67.5	GREEN	↑	69.0	69.6	67.2
EY15	Percentage of pupils at EYFS achieving a Good Level of Development - FSM gap	L	A		N/A	N/A	22.3	16.0	N/A	N/A	19.7	GREEN	↑		23.6	20.4
SISE4	Percentage of pupils at KS2 achieving age-related expectations in Reading, writing & mathematics	H	A		N/A	N/A	55.7	56.9	962	1,690	61.0	RED	↑	60.0	59	59
SISE16	Percentage of pupils at KS2 achieving age-related expectations in Reading, writing & mathematics - FSM gap	L	A		N/A	N/A	28.7	26.8	N/A	N/A	22.0	RED	↑	24.0	27	22
SISE12	Average score at KS4 in Attainment 8	H	A		N/A	N/A	48.2	45.8	N/A	1,507	51.0	RED	↓	48.0	47.4	46.3
SISE19	Average score at KS4 in Attainment 8 - FSM gap	L	A		N/A	N/A	19.3	16.9	N/A	N/A	15.0	AMBER	↑	15.0	18.3	14.9
CYPE23	Average point score per A Level entry at KS5 [School students only]	H	A		N/A	N/A	36.5	32.83	N/A	1767.0	N/A	N/A			38.86	38.28
CYPE24	Average point score per Applied General entry at KS5 [School students only]	H	A		N/A	N/A	29.7	28.88	N/A	369.5	N/A	N/A			32.22	33.31
CYPE25	Average point score per Tech Level entry at KS5 [School students only]	H	A		N/A	N/A	28.7	29.72	N/A	61.5	N/A	N/A			34.48	34.82
SEND10	Percentage of pupils with an Education, Health and Care Plan (EHCP) - Kent resident pupils	L	A		3.6	4.1	4.5	4.9	1,059	21,656	3.0	RED	↓	4.2	4.6	4.2
CYPE2	Percentage of parents getting first preference of primary school	H	A		N/A	N/A	N/A	N/A	N/A	N/A					91.2	92.2
CYPE3	Percentage of parents getting first preference of secondary school	H	A		N/A	N/A	N/A	N/A	N/A	N/A					83.3	83.3
EH46	Percentage of pupils who are persistently absent from primary schools - all pupils based on 10% threshold	L	A		N/A	8.3	18.9	15.5					↑			
EH47	Percentage of pupils who are persistently absent from secondary schools - all pupils based on 10% threshold	L	A		N/A	11.6	31.8	30.8					↑			

Directorate Scorecard - Canterbury District

Integrated Children's Services Monthly Indicators		Polarity	Data Period	QPR	Monthly Trends						Latest Month			DOT	Target 2023-24	RAG 2023-24	Kent Outturn 2022-23	Target 2022-23	RAG 2022-23	Benchmark Group 2022-23	England 2022-23
											Measure	Numerator	Denominator								
					Canterbury CSWT					Jun-23	Jul-23	Aug-23	Sep-23								
SCS03	Percentage re-referrals to Children's Social Work Services within 12 months of a previous referral (R12M)	L	R12M		24.0	23.0	24.0	24.5	23.8	24.7	24.9	419	1,682	↓	25.0	GREEN	23.3	25.0	GREEN	19.4	22.4
SCS08	Percentage of Returner Interviews completed for those with SCS Involvement	H	R12M		92.5	95.7	96.2	96.3	96.6	98.4	98.6	68	69	↑	90.0	GREEN	91.4	90.0	GREEN	N/A	N/A
SCS13	Percentage of children becoming subject to a child protection plan for the second or subsequent time	T	R12M	✓	24.2	20.2	21.1	19.8	21.5	22.4	19.0	15	79	↑	20.0	GREEN	27.6	20.0	RED	24.3	23.6
SCS18	Children in Care in same placement for the last two years (for those in care for two and a half years or more)	H	MS	✓	N/A						N/A	N/A	N/A	N/A	N/A	N/A	N/A	N/A	68.7	69.0	
SCS19	Percentage of CIC Foster Care in KCC Foster Care/Rel & Friends placements (exc UASC)	H	MS	✓	N/A						N/A	N/A	N/A	N/A	N/A	N/A	N/A	N/A	N/A	N/A	N/A
SCS29	Average number of days between becoming a child in care and moving in with an adoptive family	L	R12M	✓	N/A						N/A	N/A	N/A	N/A	N/A	N/A	N/A	N/A	N/A	442	480
SCS34	Percentage of care leavers in education, employment or training (of those KCC is in touch with)	H	R12M	✓	N/A						N/A	N/A	N/A	N/A	N/A	N/A	N/A	N/A	N/A	N/A	N/A
SCS37	Percentage of Case File Audits graded good or outstanding	H	R12M	✓	82.4	83.3	83.3	89.5	89.5	95.0	95.0	19	20	↔	85.0	GREEN	78.6	80.0	AMBER	N/A	N/A
SCS40	Percentage of case holding posts filled by permanent qualified social workers	H	MS	✓	70.4	70.4	70.4	66.7	74.1	74.1	74.1	20.0	27.0	↔	85.0	RED	70.4	85.0	RED	N/A	N/A
SCS42	Average caseloads in the CIC Teams	L	MS		N/A						N/A	N/A	N/A	N/A	N/A	N/A	N/A	N/A	N/A	N/A	N/A
SCS43	Average caseloads in the CSWT Teams	L	MS		28.0	29.6	26.8	27.6	25.6	23.3	22.6	542	24.0	↑	18.0	RED	27.5	18.0	RED	N/A	N/A
Canterbury EHU					Jun-23	Jul-23	Aug-23	Sep-23	Oct-23	Nov-23	Dec-23										
EH72-F	Percentage of referrals to an Early Help Unit where a previous episode ended within 12 months	L	R12M		25.3	26.0	26.2	26.2	26.8	27.0	26.9	215	800	↑	25.0	AMBER	24.0	25.0	GREEN	28	N/A
EH52-F	Percentage of EH Assessments completed in the given month, within 6 weeks of allocation	H	MS		92.5	94.0	93.6	93.7	93.8	93.7	93.7	358	382	↔	85.0	GREEN	89.8	85.0	GREEN	N/A	N/A
	Percentage of EH Unit Case Audits rated good or outstanding	H	R12M		100.0	100.0	100.0	100.0	100.0	100.0	100.0	9	9	↔	85.0	GREEN	100.0	80.0	GREEN	N/A	N/A
EH16-F	Percentage of EH cases closed with outcomes achieved that come back to EH or CSWS in 3 mths	L	R12M		12.7	13.6	12.9	14.1	14.5	15.0	15.2	44	289	↓	15.0	AMBER	10.9	15.0	GREEN	N/A	N/A
	Average Caseload within EH Units (Families)	L	MS		15.5	13.3	11.1	11.1	12.7	13.8	13.2	167	12.6	↑	15.0	GREEN	17.7	15.0	AMBER	N/A	N/A

Integrated Children's Services Quarterly Indicators - Canterbury		Polarity	Data Period	QPR	Quarterly Trends			Latest Quarter			DOT	Target 2023-24	RAG 2023-24	District Outturn 2022-23	Target 2022-23	RAG 2022-23	South East as at Jan 2023	England & Wales as at Jan 2023
								Rate	Numerator	Denominator								
						Q3 22-23	Q4 22-23	Q1 23-24	Q2 23-24									
CYPE8	Rate of proven re-offending by CYP	L	Q		30.2	33.3	39.6	42.9	21	49	↓	28.7	RED	33.3	30.0	GREEN	31.2	28.5

Directorate Scorecard - Canterbury District

Education Monthly Indicators - Canterbury		Polarity	Data Period	QPR	Monthly Trends							Latest Month			DOT	Target 2023-24	RAG 2023-24	District Outturn 2022-23	Target 2022-23	RAG 2022-23	Benchmark Group 2022-23	England 2022-23	
					Measure	Numerator	Denominator	Dec-23															
					Jun-23	Jul-23	Aug-23																
APP17	Percentage of Education, Health and Care Plans (EHCPs) issued within 20 weeks	H	MS		0.0	0.0	0.0	0.0	7.7	10.7	9.1	1	11	↓	45	RED	47.9	60	RED	42.8	49.2		
SISE71	Percentage of Year 12-13 age-group (16-17 year olds) not in education, employment or training (NEET) [seasonally impacted indicator]	L	MS		3.7	4.1	4.1	2.5	1.9	2.3	2.6	86	3,341	↓	2.8	GREEN	3.2	2.8	AMBER	2.5	2.8		
CYPE1	Percentage of pupils being placed in independent or out-of-county special schools - Kent responsible EHCPs	L	MS		11.0	11.0	11.6	11.6	11.5	11.6	11.8	222	1,875	↓	9	RED	11.6	9	RED	N/A	N/A		
EH43	Number of pupils permanently excluded from the primary phase - all Year R to Year 6 pupils	L	R12M		2	2	2	3	3	4	4	N/A	N/A	↔	N/A	N/A	2	N/A	N/A	N/A	N/A		
EH44	Number of pupils permanently excluded from the secondary phase - all Year 7 to Year 14 pupils	L	R12M		0	0	0	1	1	1	1	N/A	N/A	↔	N/A	N/A	0	N/A	N/A	N/A	N/A		
CYPE6	Percentage of Children Missing Education cases, closed within 30 school days	H	R12M		72.5	74.2	74.2	70.1	72.1	74.4	73.2	142	194	↓	90	RED	74.2	N/A	N/A	N/A	N/A		
CYPE22	Percentage of CYP registered to EHE who receive contact and additional information within 10 school days of them being brought to our attention	H	R12M		59.0	55.0	55.7	51.3	50.8	45.7	42.4	81	191	↓	95	RED	55.7	N/A	N/A	N/A	N/A		

Education Termly Indicators		Polarity	Data Period	QPR	Termly Trends			Latest Term			DOT	Target Autumn 2023-24	RAG 2023-24			
					Measure	Numerator	Denominator	Autumn 23-24								
					Autumn 22-23	Spring 22-23	Summer 22-23									
EY2	Percentage of DWP and other identified eligible 2 year olds taking up a free early education place [seasonally impacted indicator]	H	T		67.9	60.6	57.5	69.7	255	366	↑	79.0	RED			

Education Annual Indicators - Canterbury		Polarity	Data Period	QPR	Annual Trends				Latest Year			Target 2022-23	RAG 2022-23	DOT	Target 2023-24	Benchmark Group 2022-23	England 2022-23		
					Measure	Numerator	Denominator	2022-23											
					2019-20	2020-21	2021-22												
EY14	Percentage of pupils at EYFS achieving a Good Level of Development	H	A		N/A	N/A	61.9	65.0	958	1,474	67.5	AMBER	↑	69.0	69.6	67.2			
EY15	Percentage of pupils at EYFS achieving a Good Level of Development - FSM gap	L	A		N/A	N/A	31.3	20.6	N/A	N/A	19.7	AMBER	↑		23.6	20.4			
SISE4	Percentage of pupils at KS2 achieving age-related expectations in Reading, writing & mathematics	H	A		N/A	N/A	59.7	56.6	933	1,649	61.0	RED	↑	60.0	59	59			
SISE16	Percentage of pupils at KS2 achieving age-related expectations in Reading, writing & mathematics - FSM gap	L	A		N/A	N/A	35.3	35.5	N/A	N/A	22.0	RED	↓	24.0	27	22			
SISE12	Average score at KS4 in Attainment 8	H	A		N/A	N/A	48.1	46.2	N/A	1,540	51.0	RED	↓	48.0	47.4	46.3			
SISE19	Average score at KS4 in Attainment 8 - FSM gap	L	A		N/A	N/A	16.4	16.7	N/A	N/A	15.0	AMBER	↓	15.0	18.3	14.9			
CYPE23	Average point score per A Level entry at KS5 [School students only]	H	A		N/A	N/A	37.1	33.19	N/A	2375.0	N/A	N/A			38.86	38.28			
CYPE24	Average point score per Applied General entry at KS5 [School students only]	H	A		N/A	N/A	33.0	30.24	N/A	788.5	N/A	N/A			32.22	33.31			
CYPE25	Average point score per Tech Level entry at KS5 [School students only]	H	A		N/A	N/A	30.3	31.23	N/A	30.5	N/A	N/A			34.48	34.82			
SEND10	Percentage of pupils with an Education, Health and Care Plan (EHCP) - Kent resident pupils	L	A		4.1	4.3	5.1	5.4	1,177	21,813	3.0	RED	↓	4.2	4.6	4.2			
CYPE2	Percentage of parents getting first preference of primary school	H	A		N/A	N/A	N/A	N/A	N/A	N/A					91.2	92.2			
CYPE3	Percentage of parents getting first preference of secondary school	H	A		N/A	N/A	N/A	N/A	N/A	N/A					83.3	83.3			
EH46	Percentage of pupils who are persistently absent from primary schools - all pupils based on 10% threshold	L	A		N/A	9.8	19.8	18.2					↑						
EH47	Percentage of pupils who are persistently absent from secondary schools - all pupils based on 10% threshold	L	A		N/A	12.4	30.6	28.1					↑						



Directorate Scorecard - Dartford District

Integrated Children's Services Monthly Indicators		Polarity	Data Period	QPR	Monthly Trends						Latest Month			DOT	Target 2023-24	RAG 2023-24	Kent Outturn 2022-23	Target 2022-23	RAG 2022-23	Benchmark Group 2022-23	England 2022-23
											Measure	Numerator	Denominator								
										Jun-23	Jul-23	Aug-23	Sep-23								
Dartford CSWT																					
SCS03	Percentage re-referrals to Children's Social Work Services within 12 months of a previous referral (R12M)	L	R12M		17.9	17.2	17.6	17.4	17.5	17.9	18.3	273	1,488	↕	25.0	GREEN	17.7	25.0	GREEN	19.4	22.4
SCS08	Percentage of Returner Interviews completed for those with SCS Involvement	H	R12M		88.4	88.6	88.9	89.8	91.7	95.3	93.0	40	43	↕	90.0	GREEN	86.1	90.0	AMBER	N/A	N/A
SCS13	Percentage of children becoming subject to a child protection plan for the second or subsequent time	T	R12M	✓	20.4	20.0	18.6	17.3	16.3	13.0	11.7	14	120	↕	20.0	RED	25.3	20.0	AMBER	24.3	23.6
SCS18	Children in Care in same placement for the last two years (for those in care for two and a half years or more)	H	MS	✓	N/A						N/A	N/A	N/A	N/A	N/A		N/A		68.7	69.0	
SCS19	Percentage of CIC Foster Care in KCC Foster Care/Rel & Friends placements (exc UASC)	H	MS	✓	N/A						N/A	N/A	N/A	N/A	N/A		N/A		N/A	N/A	
SCS29	Average number of days between becoming a child in care and moving in with an adoptive family	L	R12M	✓	N/A						N/A	N/A	N/A	N/A	N/A		N/A		442	480	
SCS34	Percentage of care leavers in education, employment or training (of those KCC is in touch with)	H	R12M	✓	N/A						N/A	N/A	N/A	N/A	N/A		N/A		N/A	N/A	
SCS37	Percentage of Case File Audits graded good or outstanding	H	R12M	✓	68.4	68.4	68.4	70.0	70.0	75.0	75.0	15	20	↔	85.0	AMBER	60.0	80.0	RED	N/A	N/A
SCS40	Percentage of case holding posts filled by permanent qualified social workers	H	MS	✓	76.6	76.6	67.9	67.9	72.3	72.3	68.7	15.8	23.0	↕	85.0	RED	81.0	85.0	AMBER	N/A	N/A
SCS42	Average caseloads in the CIC Teams	L	MS		N/A						N/A	N/A	N/A	N/A	N/A		N/A		N/A	N/A	
SCS43	Average caseloads in the CSWT Teams	L	MS		26.9	26.7	22.5	23.4	25.0	21.2	23.6	472	20.0	↕	18.0	RED	27.6	18.0	RED	N/A	N/A
Dartford EHU																					
EH72-F	Percentage of referrals to an Early Help Unit where a previous episode ended within 12 months	L	R12M		23.5	23.4	23.3	23.3	24.3	25.5	25.0	166	663	↑	25.0	GREEN	23.0	25.0	GREEN	28	N/A
EH32-F	Percentage of EH Assessments completed in the given month, within 6 weeks of allocation	H	MS		87.5	88.1	88.6	90.9	91.9	94.5	94.1	305	324	↕	85.0	GREEN	84.9	85.0	AMBER	N/A	N/A
	Percentage of EH Unit Case Audits rated good or outstanding	H	R12M		100.0	100.0	100.0	100.0	100.0	100.0	100.0	8	8	↔	85.0	GREEN	100.0	80.0	GREEN	N/A	N/A
EH16-F	Percentage of EH cases closed with outcomes achieved that come back to EH or CSWS in 3 mths	L	R12M		16.7	16.9	16.8	18.0	19.4	16.4	16.8	48	286	↕	15.0	AMBER	18.0	15.0	AMBER	N/A	N/A
	Average Caseload within EH Units (Families)	L	MS		10.3	8.2	7.6	8.0	7.9	8.3	8.7	118	13.5	↕	15.0	GREEN	11.9	15.0	GREEN	N/A	N/A

Integrated Children's Services Quarterly Indicators - Dartford		Polarity	Data Period	QPR	Quarterly Trends			Latest Quarter			DOT	Target 2023-24	RAG 2023-24	District Outturn 2022-23	Target 2022-23	RAG 2022-23	South East as at Jan 2023	England & Wales as at Jan 2023
								Rate	Numerator	Denominator								
										Q3 22-23								
CYPE8	Rate of proven re-offending by CYP	L	Q		30.6	28.1	28.2	37.9	11	29	↕	28.7	RED	28.1	30.0	GREEN	31.2	28.5

Directorate Scorecard - Dartford District

Education Monthly Indicators - Dartford		Polarity	Data Period	QPR	Monthly Trends						Latest Month			DOT	Target 2023-24	RAG 2023-24	District Outturn 2022-23	Target 2022-23	RAG 2022-23	Benchmark Group 2022-23	England 2022-23
											Measure	Numerator	Denominator								
					Jun-23	Jul-23	Aug-23	Sep-23	Oct-23	Nov-23	Dec-23										
APP17	Percentage of Education, Health and Care Plans (EHCPs) issued within 20 weeks	H	MS		0.0	0.0	0.0	13.3	45.5	15.6	4.8	1	21	↓	45	RED	45.8	60	RED	42.8	49.2
SISE71	Percentage of Year 12-13 age-group (16-17 year olds) not in education, employment or training (NEET) [seasonally impacted indicator]	L	MS		2.3	2.3	2.0	1.6	1.4	2.1	2.1	63	3,013	↔	2.8	GREEN	2.5	2.8	GREEN	2.5	2.8
CYPE1	Percentage of pupils being placed in independent or out-of-county special schools - Kent responsible EHCPs	L	MS		11.7	11.5	11.7	11.6	11.4	11.3	11.3	156	1,383	↔	9	RED	11.7	9	RED	N/A	N/A
EH43	Number of pupils permanently excluded from the primary phase - all Year R to Year 6 pupils	L	R12M		1	1	1	1	1	1	2	N/A	N/A	↓	N/A	N/A	1	N/A	N/A	N/A	N/A
EH44	Number of permanent exclusions from the secondary phase - all Year 7 to Year 14 pupils	L	R12M		11	11	11	13	15	16	17	N/A	N/A	↓	N/A	N/A	11	N/A	N/A	N/A	N/A
CYPE6	Percentage of Children Missing Education cases, closed within 30 school days	H	R12M		78.6	81.6	82.1	82.8	84.5	85.4	81.8	310	379	↓	90	RED	82.1	N/A	N/A	N/A	N/A
CYPE22	Percentage of CYP registered to EHE who receive contact and additional information within 10 school days of them being brought to our attention	H	R12M		59.5	59.9	56.7	54.2	50.8	47.3	47.0	94	200	↓	95	RED	56.7	N/A	N/A	N/A	N/A

Education Termly Indicators		Polarity	Data Period	QPR	Termly Trends			Latest Term			DOT	Target Autumn 2023-24	RAG 2023-24
								Measure	Numerator	Denominator			
					Autumn 22-23	Spring 22-23	Summer 22-23	Autumn 23-24					
EY6	Percentage of DWP and other identified eligible 2 year olds taking up a free early education place [seasonally impacted indicator]	H	T		64.0	59.8	58.3	70.3	246	350	↑	79.0	RED

Education Annual Indicators - Dartford		Polarity	Data Period	QPR	Annual Trends				Latest Year			Target 2022-23	RAG 2022-23	DOT	Target 2023-24	Benchmark Group 2022-23	England 2022-23
									Measure	Numerator	Denominator						
					2019-20	2020-21	2021-22	2022-23			SN or SE						
EY14	Percentage of pupils at EYFS achieving a Good Level of Development	H	A		N/A	N/A	64.3	70.7	1,167	1,650	67.5	GREEN	↑	69.0	69.6	67.2	
EY15	Percentage of pupils at EYFS achieving a Good Level of Development - FSM gap	L	A		N/A	N/A	26.5	25.0	N/A	N/A	19.7	RED	↑		23.6	20.4	
SISE4	Percentage of pupils at KS2 achieving age-related expectations in Reading, writing & mathematics	H	A		N/A	N/A	59.2	64.6	1,083	1,677	61.0	GREEN	↑	60.0	59	59	
SISE16	Percentage of pupils at KS2 achieving age-related expectations in Reading, writing & mathematics - FSM gap	L	A		N/A	N/A	25.1	25.2	N/A	N/A	22.0	RED	↓	24.0	27	22	
SISE12	Average score at KS4 in Attainment 8	H	A		N/A	N/A	55.5	53.1	N/A	1,708	51.0	GREEN	↓	48.0	47.4	46.3	
SISE19	Average score at KS4 in Attainment 8 - FSM gap	L	A		N/A	N/A	18.2	18.6	N/A	N/A	15.0	RED	↓	15.0	18.3	14.9	
CYPE23	Average point score per A Level entry at KS5 [School students only]	H	A		N/A	N/A	37.7	33.96	N/A	1552.5	N/A	N/A			38.86	38.28	
CYPE24	Average point score per Applied General entry at KS5 [School students only]	H	A		N/A	N/A	32.5	30.66	N/A	525.5	N/A	N/A			32.22	33.31	
CYPE25	Average point score per Tech Level entry at KS5 [School students only]	H	A		N/A	N/A	33.8	33.54	N/A	65.0	N/A	N/A			34.48	34.82	
SEND10	Percentage of pupils with an Education, Health and Care Plan (EHCP) - Kent resident pupils	L	A		2.1	2.4	2.8	3.0	724	23,826	3.0	GREEN	↓	4.2	4.6	4.2	
CYPE2	Percentage of parents getting first preference of primary school	H	A		N/A	N/A	N/A	N/A	N/A	N/A					91.2	92.2	
CYPE3	Percentage of parents getting first preference of secondary school	H	A		N/A	N/A	N/A	N/A	N/A	N/A					83.3	83.3	
EH46	Percentage of pupils who are persistently absent from primary schools - all pupils based on 10% threshold	L	A		N/A	8.4	17.4	15.2					↑				
EH47	Percentage of pupils who are persistently absent from secondary schools - all pupils based on 10% threshold	L	A		N/A	7.5	21.1	22.7					↓				

Page 46

Directorate Scorecard - Dover District

Integrated Children's Services Monthly Indicators		Polarity	Data Period	QPR	Monthly Trends							Latest Month			DOT	Target 2023-24	RAG 2023-24	Kent Outturn 2022-23	Target 2022-23	RAG 2022-23	Benchmark Group 2022-23	England 2022-23
												Measure	Numerator	Denominator								
										Jun-23	Jul-23	Aug-23	Sep-23	Oct-23								
SCS03	Percentage re-referrals to Children's Social Work Services within 12 months of a previous referral (R12M)	L	R12M		27.6	29.6	30.4	32.0	32.5	32.7	32.6	543	1,665	↑	25.0	RED	26.4	25.0	AMBER	19.4	22.4	
SCS08	Percentage of Returner Interviews completed for those with SCS Involvement	H	R12M		81.6	82.0	80.9	79.1	76.2	77.8	81.4	35	43	↑	90.0	AMBER	90.7	90.0	GREEN	N/A	N/A	
SCS13	Percentage of children becoming subject to a child protection plan for the second or subsequent time	T	R12M	✓	27.2	26.2	22.8	17.6	16.0	17.9	20.5	24	117	↑	20.0	GREEN	25.9	20.0	AMBER	24.3	23.6	
SCS18	Children in Care in same placement for the last two years (for those in care for two and a half years or more)	H	MS	✓	N/A							N/A	N/A	N/A	N/A	N/A			68.7	69.0		
SCS19	Percentage of CIC Foster Care in KCC Foster Care/Rel & Friends placements (exc UASC)	H	MS	✓	N/A							N/A	N/A	N/A	N/A	N/A			N/A	N/A		
SCS29	Average number of days between becoming a child in care and moving in with an adoptive family	L	R12M	✓	N/A							N/A	N/A	N/A	N/A	N/A			442	480		
SCS34	Percentage of care leavers in education, employment or training (of those KCC is in touch with)	H	R12M	✓	N/A							N/A	N/A	N/A	N/A	N/A			N/A	N/A		
SCS37	Percentage of Case File Audits graded good or outstanding	H	R12M	✓	63.2	70.0	70.0	68.4	68.4	73.7	73.7	14	19	↔	85.0	RED	66.7	80.0	RED	N/A	N/A	
SCS40	Percentage of case holding posts filled by permanent qualified social workers	H	MS	✓	83.3	79.2	79.2	75.0	95.8	95.8	95.8	23.0	24.0	↔	85.0	GREEN	87.5	85.0	GREEN	N/A	N/A	
SCS42	Average caseloads in the CIC Teams	L	MS		N/A							N/A	N/A	N/A	N/A	N/A			N/A	N/A		
SCS43	Average caseloads in the CSWT Teams	L	MS		21.9	23.8	24.9	28.3	25.1	23.2	22.2	443	20.0	↑	18.0	RED	23.0	18.0	RED	N/A	N/A	
Dover EHU					Jun-23	Jul-23	Aug-23	Sep-23	Oct-23	Nov-23	Dec-23											
EH72-F	Percentage of referrals to an Early Help Unit where a previous episode ended within 12 months	L	R12M		26.0	26.4	27.4	27.9	28.3	29.1	30.1	261	868	↓	25.0	RED	24.9	25.0	GREEN	28	N/A	
EH52-F	Percentage of EH Assessments completed in the given month, within 6 weeks of allocation	H	MS		83.2	80.1	77.4	76.8	76.5	75.5	73.1	182	249	↓	85.0	RED	87.7	85.0	GREEN	N/A	N/A	
	Percentage of EH Unit Case Audits rated good or outstanding	H	R12M		90.0	88.9	88.9	88.9	88.9	88.9	88.9	8	9	↔	85.0	GREEN	87.5	80.0	GREEN	N/A	N/A	
EH16-F	Percentage of EH cases closed with outcomes achieved that come back to EH or CSWS in 3 mths	L	R12M		13.7	13.9	14.5	14.0	14.3	15.2	14.6	41	281	↑	15.0	GREEN	14.3	15.0	GREEN	N/A	N/A	
	Average Caseload within EH Units (Families)	L	MS		10.4	9.2	6.3	6.8	7.6	8.3	8.1	131	16.1	↑	15.0	GREEN	14.0	15.0	GREEN	N/A	N/A	

Integrated Children's Services Quarterly Indicators - Dover		Polarity	Data Period	QPR	Quarterly Trends				Latest Quarter			DOT	Target 2023-24	RAG 2023-24	District Outturn 2022-23	Target 2022-23	RAG 2022-23	South East as at Jan 2023	England & Wales as at Jan 2023
									Rate	Numerator	Denominator								
										Q3 22-23	Q4 22-23								
CYPE8	Rate of proven re-offending by CYP	L	Q		35.9	37.9	28.6	37.9	11	29	↔	28.7	RED	37.9	30.0	AMBER	31.2	28.5	

Directorate Scorecard - Dover District

Education Monthly Indicators - Dover		Polarity	Data Period	QPR	Monthly Trends						Latest Month			DOT	Target 2023-24	RAG 2023-24	District Outturn 2022-23	Target 2022-23	RAG 2022-23	Benchmark Group 2022-23	England 2022-23
											Measure	Numerator	Denominator								
					Jun-23	Jul-23	Aug-23	Sep-23	Oct-23	Nov-23	Dec-23										
APP17	Percentage of Education, Health and Care Plans (EHCPs) issued within 20 weeks	H	MS		0.0	7.7	0.0	25.0	0.0	11.8	10.0	1	10	↓	45	RED	38.0	60	RED	42.8	49.2
SISE71	Percentage of Year 12-13 age-group (16-17 year olds) not in education, employment or training (NEET) [seasonally impacted indicator]	L	MS		3.9	3.5	3.3	3.1	3.3	3.3	3.8	98	2,589	↓	2.8	AMBER	3.4	2.8	AMBER	2.5	2.8
CYPE1	Percentage of pupils being placed in independent or out-of-county special schools - Kent responsible EHCPs	L	MS		12.5	12.2	12.4	12.4	12.4	12.4	12.8	184	1,438	↓	9	RED	12.4	9	RED	N/A	N/A
EH43	Number of pupils permanently excluded from the primary phase - all Year R to Year 6 pupils	L	R12M		0	0	0	0	0	0	N/A	N/A	↔	N/A	N/A	0	N/A	N/A	N/A	N/A	
EH44	Number of permanent exclusions from the secondary phase - all Year 7 to Year 14 pupils	L	R12M		1	1	1	1	1	1	N/A	N/A	↔	N/A	N/A	1	N/A	N/A	N/A	N/A	
CYPE6	Percentage of Children Missing Education cases, closed within 30 school days	H	R12M		66.1	68.8	68.8	76.9	78.7	81.9	80.0	132	165	↓	90	RED	68.8	N/A	N/A	N/A	N/A
CYPE22	Percentage of CYP registered to EHE who receive contact and additional information within 10 school days of them being brought to our attention	H	R12M		51.3	51.6	49.7	47.7	48.4	42.7	42.7	79	185	↔	95	RED	49.7	N/A	N/A	N/A	N/A

Education Termly Indicators		Polarity	Data Period	QPR	Termly Trends			Latest Term			DOT	Target Autumn 2023-24	RAG 2023-24
								Measure	Numerator	Denominator			
					Autumn 22-23	Spring 22-23	Summer 22-23	Autumn 23-24					
EY	Percentage of DWP and other identified eligible 2 year olds taking up a free early education place [seasonally impacted indicator]	H	T		81.8	75.6	76.0	81.6	274	336	↓	79.0	GREEN

Education Annual Indicators - Dover		Polarity	Data Period	QPR	Annual Trends				Latest Year			Target 2022-23	RAG 2022-23	DOT	Target 2023-24	Benchmark Group 2022-23	England 2022-23
									Measure	Numerator	Denominator						
					2019-20	2020-21	2021-22	2022-23			SN or SE						
EY14	Percentage of pupils at EYFS achieving a Good Level of Development	H	A		N/A	N/A	64.9	68.2	772	1,132	67.5	GREEN	↑	69.0	69.6	67.2	
EY15	Percentage of pupils at EYFS achieving a Good Level of Development - FSM gap	L	A		N/A	N/A	14.1	17.9	N/A	N/A	19.7	GREEN	↓		23.6	20.4	
SISE4	Percentage of pupils at KS2 achieving age-related expectations in Reading, writing & mathematics	H	A		N/A	N/A	51.9	56.1	730	1,302	61.0	RED	↑	60.0	59	59	
SISE16	Percentage of pupils at KS2 achieving age-related expectations in Reading, writing & mathematics - FSM gap	L	A		N/A	N/A	21.7	28.5	N/A	N/A	22.0	RED	↓	24.0	27	22	
SISE12	Average score at KS4 in Attainment 8	H	A		N/A	N/A	44.5	42.0	N/A	1,283	51.0	RED	↓	48.0	47.4	46.3	
SISE19	Average score at KS4 in Attainment 8 - FSM gap	L	A		N/A	N/A	16.9	17.1	N/A	N/A	15.0	AMBER	↓	15.0	18.3	14.9	
CYPE23	Average point score per A Level entry at KS5 [School students only]	H	A		N/A	N/A	34.9	32.51	N/A	1217.0	N/A	N/A			38.86	38.28	
CYPE24	Average point score per Applied General entry at KS5 [School students only]	H	A		N/A	N/A	29.0	24.28	N/A	267.5	N/A	N/A			32.22	33.31	
CYPE25	Average point score per Tech Level entry at KS5 [School students only]	H	A		N/A	N/A	30.3	24.92	N/A	29.5	N/A	N/A			34.48	34.82	
SEND10	Percentage of pupils with an Education, Health and Care Plan (EHCP) - Kent resident pupils	L	A		3.6	3.9	4.1	4.5	741	16,397	3.0	RED	↓	4.2	4.6	4.2	
CYPE2	Percentage of parents getting first preference of primary school	H	A		N/A	N/A	N/A	N/A	N/A	N/A					91.2	92.2	
CYPE3	Percentage of parents getting first preference of secondary school	H	A		N/A	N/A	N/A	N/A	N/A	N/A					83.3	83.3	
EH46	Percentage of pupils who are persistently absent from primary schools - all pupils based on 10% threshold	L	A		N/A	8.6	20.7	19.9					↑				
EH47	Percentage of pupils who are persistently absent from secondary schools - all pupils based on 10% threshold	L	A		N/A	13.1	34.7	35.1					↓				

Directorate Scorecard - Folkestone and Hythe District

Integrated Children's Services Monthly Indicators		Polarity	Data Period	QPR	Monthly Trends						Latest Month			DOT	Target 2023-24	RAG 2023-24	Kent Outturn 2022-23	Target 2022-23	RAG 2022-23	Benchmark Group 2022-23	England 2022-23
											Measure	Numerator	Denominator								
					Folkestone and Hythe CSWT					Jun-23	Jul-23	Aug-23	Sep-23								
SCS03	Percentage re-referrals to Children's Social Work Services within 12 months of a previous referral (R12M)	L	R12M		21.8	20.6	20.7	22.2	23.6	23.0	22.2	331	1,494	↑	25.0	GREEN	20.1	25.0	GREEN	19.4	22.4
SCS08	Percentage of Returner Interviews completed for those with SCS Involvement	H	R12M		100.0	94.7	94.3	93.5	93.3	93.5	93.3	28	30	↓	90.0	GREEN	97.7	90.0	GREEN	N/A	N/A
SCS13	Percentage of children becoming subject to a child protection plan for the second or subsequent time	T	R12M	✓	21.4	16.5	16.0	20.5	18.3	15.7	15.4	14	91	↓	20.0	AMBER	21.8	20.0	GREEN	24.3	23.6
SCS18	Children in Care in same placement for the last two years (for those in care for two and a half years or more)	H	MS	✓	N/A						N/A	N/A	N/A	N/A	N/A			68.7	69.0		
SCS19	Percentage of CIC Foster Care in KCC Foster Care/Rel & Friends placements (exc UASC)	H	MS	✓	N/A						N/A	N/A	N/A	N/A	N/A			N/A	N/A		
SCS29	Average number of days between becoming a child in care and moving in with an adoptive family	L	R12M	✓	N/A						N/A	N/A	N/A	N/A	N/A			442	480		
SCS34	Percentage of care leavers in education, employment or training (of those KCC is in touch with)	H	R12M	✓	N/A						N/A	N/A	N/A	N/A	N/A			N/A	N/A		
SCS37	Percentage of Case File Audits graded good or outstanding	H	R12M	✓	83.3	76.9	76.9	76.9	76.9	73.3	73.3	11	15	↔	85.0	RED	88.9	80.0	GREEN	N/A	N/A
SCS40	Percentage of case holding posts filled by permanent qualified social workers	H	MS	✓	90.0	95.0	90.0	85.0	85.0	85.0	85.0	17.0	20.0	↔	85.0	GREEN	100.0	85.0	GREEN	N/A	N/A
SCS42	Average caseloads in the CIC Teams	L	MS		N/A						N/A	N/A	N/A	N/A	N/A			N/A	N/A		
SCS43	Average caseloads in the CSWT Teams	L	MS		31.6	28.9	25.8	27.9	28.2	29.4	25.5	484	19.0	↑	18.0	RED	24.5	18.0	RED	N/A	N/A
Folkestone and Hythe EHU					Jun-23	Jul-23	Aug-23	Sep-23	Oct-23	Nov-23	Dec-23										
EH72-F	Percentage of referrals to an Early Help Unit where a previous episode ended within 12 months	L	R12M		27.6	26.8	27.1	28.4	28.5	29.1	28.6	218	763	↑	25.0	AMBER	30.4	25.0	RED	28	N/A
EH32-F	Percentage of EH Assessments completed in the given month, within 6 weeks of allocation	H	MS		73.2	73.0	73.5	73.9	73.9	73.5	72.3	240	332	↓	85.0	RED	75.5	85.0	AMBER	N/A	N/A
	Percentage of EH Unit Case Audits rated good or outstanding	H	R12M		100.0	90.0	90.0	90.0	90.0	88.9	88.9	8	9	↔	85.0	GREEN	100.0	80.0	GREEN	N/A	N/A
EH16-F	Percentage of EH cases closed with outcomes achieved that come back to EH or CSWS in 3 mths	L	R12M		14.3	13.8	13.9	13.1	13.4	13.0	13.8	44	320	↓	15.0	GREEN	14.1	15.0	GREEN	N/A	N/A
	Average Caseload within EH Units (Families)	L	MS		13.4	12.4	10.7	11.1	11.3	11.0	9.4	131	14.0	↑	15.0	GREEN	15.7	15.0	AMBER	N/A	N/A

Integrated Children's Services Quarterly Indicators - Folkestone and Hythe		Polarity	Data Period	QPR	Quarterly Trends			Latest Quarter			DOT	Target 2023-24	RAG 2023-24	District Outturn 2022-23	Target 2022-23	RAG 2022-23	South East as at Jan 2023	England & Wales as at Jan 2023
								Rate	Numerator	Denominator								
					Q3 22-23	Q4 22-23	Q1 23-24	Q2 23-24										
CYPE8	Rate of proven re-offending by CYP	L	Q		10.5	21.4	30.0	44.4	4	9	↓	28.7	RED	21.4	30.0	GREEN	31.2	28.5

Directorate Scorecard - Folkestone and Hythe District

Education Monthly Indicators - Folkestone and Hythe		Polarity	Data Period	QPR	Monthly Trends						Latest Month			DOT	Target 2023-24	RAG 2023-24	District Outturn 2022-23	Target 2022-23	RAG 2022-23	Benchmark Group 2022-23	England 2022-23
											Measure	Numerator	Denominator								
					Jun-23	Jul-23	Aug-23	Sep-23	Oct-23	Nov-23	Dec-23										
APP17	Percentage of Education, Health and Care Plans (EHCPs) issued within 20 weeks	H	MS		30.0	7.7	0.0	50.0	10.0	5.0	0.0	0	12	↓	45	RED	61.5	60	GREEN	42.8	49.2
SISE71	Percentage of Year 12-13 age-group (16-17 year olds) not in education, employment or training (NEET) [seasonally impacted indicator]	L	MS		2.9	3.0	2.9	2.3	2.1	2.4	2.6	60	2,322	↓	2.8	GREEN	2.8	2.8	GREEN	2.5	2.8
CYPE1	Percentage of pupils being placed in independent or out-of-county special schools - Kent responsible EHCPs	L	MS		10.0	9.9	10.0	9.9	9.8	9.8	10.1	128	1,266	↓	9	AMBER	10.0	9	AMBER	N/A	N/A
EH43	Number of pupils permanently excluded from the primary phase - all Year R to Year 6 pupils	L	R12M		1	1	1	0	0	0	N/A	N/A		↔	N/A	N/A	1	N/A	N/A	N/A	N/A
EH44	Number of permanent exclusions from the secondary phase - all Year 7 to Year 14 pupils	L	R12M		3	3	3	3	3	3	1	N/A	N/A	↑	N/A	N/A	3	N/A	N/A	N/A	N/A
CYPE6	Percentage of Children Missing Education cases, closed within 30 school days	H	R12M		60.9	67.0	72.6	78.7	82.8	86.1	82.8	77	93	↓	90	RED	72.6	N/A	N/A	N/A	N/A
CYPE22	Percentage of CYP registered to EHE who receive contact and additional information within 10 school days of them being brought to our attention	H	R12M		57.9	54.6	54.5	51.8	50.0	40.9	38.7	75	194	↓	95	RED	54.5	N/A	N/A	N/A	N/A

Education Termly Indicators		Polarity	Data Period	QPR	Termly Trends			Latest Term			DOT	Target Autumn 2023-24	RAG 2023-24
								Measure	Numerator	Denominator			
					Autumn 22-23	Spring 22-23	Summer 22-23	Autumn 23-24					
EY	Percentage of DWP and other identified eligible 2 year olds taking up a free early education place [seasonally impacted indicator]	H	T		74.4	76.0	72.7	85.3	255	299	↑	79.0	GREEN

Education Annual Indicators - Folkestone and Hythe		Polarity	Data Period	QPR	Annual Trends			Latest Year			Target 2022-23	RAG 2022-23	DOT	Target 2023-24	Benchmark Group 2022-23	England 2022-23
								Measure	Numerator	Denominator						
					2019-20	2020-21	2021-22	2022-23								
EY14	Percentage of pupils at EYFS achieving a Good Level of Development	H	A		N/A	N/A	65.9	67.1	747	1,113	67.5	AMBER	↑	69.0	69.6	67.2
EY15	Percentage of pupils at EYFS achieving a Good Level of Development - FSM gap	L	A		N/A	N/A	23.5	24.2	N/A	N/A	19.7	RED	↓		23.6	20.4
SISE4	Percentage of pupils at KS2 achieving age-related expectations in Reading, writing & mathematics	H	A		N/A	N/A	60.2	59.4	744	1,252	61.0	AMBER	↑	60.0	59	59
SISE16	Percentage of pupils at KS2 achieving age-related expectations in Reading, writing & mathematics - FSM gap	L	A		N/A	N/A	21.0	28.1	N/A	N/A	22.0	RED	↓	24.0	27	22
SISE12	Average score at KS4 in Attainment 8	H	A		N/A	N/A	50.1	43.1	N/A	1,060	51.0	RED	↓	48.0	47.4	46.3
SISE19	Average score at KS4 in Attainment 8 - FSM gap	L	A		N/A	N/A	18.5	17.4	N/A	N/A	15.0	AMBER	↑	15.0	18.3	14.9
CYPE23	Average point score per A Level entry at KS5 [School students only]	H	A		N/A	N/A	33.3	31.04	N/A	989.0	N/A	N/A			38.86	38.28
CYPE24	Average point score per Applied General entry at KS5 [School students only]	H	A		N/A	N/A	33.7	30.87	N/A	428.5	N/A	N/A			32.22	33.31
CYPE25	Average point score per Tech Level entry at KS5 [School students only]	H	A		N/A	N/A	35.8	37.20	N/A	25.0	N/A	N/A			34.48	34.82
SEND10	Percentage of pupils with an Education, Health and Care Plan (EHCP) - Kent resident pupils	L	A		3.8	4.2	4.8	5.0	760	15,320	3.0	RED	↓	4.2	4.6	4.2
CYPE2	Percentage of parents getting first preference of primary school	H	A		N/A	N/A	N/A	N/A	N/A	N/A					91.2	92.2
CYPE3	Percentage of parents getting first preference of secondary school	H	A		N/A	N/A	N/A	N/A	N/A	N/A					83.3	83.3
EH46	Percentage of pupils who are persistently absent from primary schools - all pupils based on 10% threshold	L	A		N/A	9.4	18.5	16.5					↑			
EH47	Percentage of pupils who are persistently absent from secondary schools - all pupils based on 10% threshold	L	A		N/A	14.3	35.1	33.1					↑			

Directorate Scorecard - Gravesham District

Integrated Children's Services Monthly Indicators		Polarity	Data Period	QPR	Monthly Trends						Latest Month			DOT	Target 2023-24	RAG 2023-24	Kent Outturn 2022-23	Target 2022-23	RAG 2022-23	Benchmark Group 2022-23	England 2022-23
											Measure	Numerator	Denominator								
										Jun-23	Jul-23	Aug-23	Sep-23								
Gravesham CSWT																					
SCS03	Percentage re-referrals to Children's Social Work Services within 12 months of a previous referral (R12M)	L	R12M		25.5	25.5	25.7	25.4	24.8	24.9	25.7	448	1,746	↓	25.0	AMBER	24.9	25.0	GREEN	19.4	22.4
SCS08	Percentage of Returner Interviews completed for those with SCS Involvement	H	R12M		89.7	92.9	93.1	91.7	91.7	100.0	100.0	23	23	↔	90.0	GREEN	89.3	90.0	AMBER	N/A	N/A
SCS13	Percentage of children becoming subject to a child protection plan for the second or subsequent time	T	R12M	✓	22.7	21.6	20.7	19.3	17.2	15.2	15.2	17	112	↔	20.0	AMBER	26.3	20.0	AMBER	24.3	23.6
SCS18	Children in Care in same placement for the last two years (for those in care for two and a half years or more)	H	MS	✓	N/A						N/A	N/A	N/A	N/A	N/A			68.7	69.0		
SCS19	Percentage of CIC Foster Care in KCC Foster Care/Rel & Friends placements (exc UASC)	H	MS	✓	N/A						N/A	N/A	N/A	N/A	N/A			N/A	N/A		
SCS29	Average number of days between becoming a child in care and moving in with an adoptive family	L	R12M	✓	N/A						N/A	N/A	N/A	N/A	N/A			442	480		
SCS34	Percentage of care leavers in education, employment or training (of those KCC is in touch with)	H	R12M	✓	N/A						N/A	N/A	N/A	N/A	N/A			N/A	N/A		
SCS37	Percentage of Case File Audits graded good or outstanding	H	R12M	✓	89.5	88.9	88.9	88.9	88.9	88.9	88.9	16	18	↔	85.0	GREEN	86.7	80.0	GREEN	N/A	N/A
SCS40	Percentage of case holding posts filled by permanent qualified social workers	H	MS	✓	70.9	70.9	69.3	69.3	73.4	73.4	77.6	18.6	24.0	↑	85.0	AMBER	75.1	85.0	AMBER	N/A	N/A
SCS42	Average caseloads in the CIC Teams	L	MS		N/A						N/A	N/A	N/A	N/A	N/A			N/A	N/A		
SCS43	Average caseloads in the CSWT Teams	L	MS		23.6	20.6	18.3	22.3	20.7	21.0	18.8	445	23.6	↑	18.0	AMBER	20.5	18.0	AMBER	N/A	N/A
Gravesham EHU																					
EH72-F	Percentage of referrals to an Early Help Unit where a previous episode ended within 12 months	L	R12M		26.8	26.3	26.5	26.8	27.9	27.6	28.5	230	808	↓	25.0	AMBER	26.8	25.0	AMBER	28	N/A
EH52-F	Percentage of EH Assessments completed in the given month, within 6 weeks of allocation	H	MS		89.4	90.8	90.9	91.0	91.0	91.4	91.6	406	443	↑	85.0	GREEN	82.0	85.0	AMBER	N/A	N/A
	Percentage of EH Unit Case Audits rated good or outstanding	H	R12M		100.0	100.0	100.0	100.0	100.0	100.0	100.0	10	10	↔	85.0	GREEN	100.0	80.0	GREEN	N/A	N/A
EH16-F	Percentage of EH cases closed with outcomes achieved that come back to EH or CSWS in 3 mths	L	R12M		11.0	10.9	9.7	10.9	11.2	11.6	12.8	40	312	↓	15.0	GREEN	11.6	15.0	GREEN	N/A	N/A
	Average Caseload within EH Units (Families)	L	MS		15.6	14.6	11.6	13.4	13.8	14.5	13.7	173	12.6	↑	15.0	GREEN	18.1	15.0	RED	N/A	N/A

Integrated Children's Services Quarterly Indicators - Gravesham		Polarity	Data Period	QPR	Quarterly Trends			Latest Quarter			DOT	Target 2023-24	RAG 2023-24	District Outturn 2022-23	Target 2022-23	RAG 2022-23	South East as at Jan 2023	England & Wales as at Jan 2023
								Rate	Numerator	Denominator								
										Q3 22-23								
CYPE8	Rate of proven re-offending by CYP	L	Q		36.6	34.1	37.5	29.4	10	34	↑	28.7	AMBER	34.1	30.0	GREEN	31.2	28.5

Directorate Scorecard - Gravesham District

Education Monthly Indicators - Gravesham		Polarity	Data Period	QPR	Monthly Trends						Latest Month			DOT	Target 2023-24	RAG 2023-24	District Outturn 2022-23	Target 2022-23	RAG 2022-23	Benchmark Group 2022-23	England 2022-23
											Measure	Numerator	Denominator								
					Jun-23	Jul-23	Aug-23	Sep-23	Oct-23	Nov-23	Dec-23										
APP17	Percentage of Education, Health and Care Plans (EHCPs) issued within 20 weeks	H	MS		12.5	0.0	0.0	0.0	6.7	20.0	13.3	2	15	↓	45	RED	45.2	60	RED	42.8	49.2
SISE71	Percentage of Year 12-13 age-group (16-17 year olds) not in education, employment or training (NEET) [seasonally impacted indicator]	L	MS		3.3	3.4	3.1	2.8	3.1	3.6	3.9	110	2,795	↓	2.8	RED	3.5	2.8	AMBER	2.5	2.8
CYPE1	Percentage of pupils being placed in independent or out-of-county special schools - Kent responsible EHCPs	L	MS		9.0	9.1	8.9	9.3	8.9	8.9	8.7	108	1,239	↑	9	GREEN	8.9	9	GREEN	N/A	N/A
EH43	Number of pupils permanently excluded from the primary phase - all Year R to Year 6 pupils	L	R12M		1	1	1	1	1	2	2	N/A	N/A	↔	N/A	N/A	1	N/A	N/A	N/A	N/A
EH44	Number of permanent exclusions from the secondary phase - all Year 7 to Year 14 pupils	L	R12M		4	6	5	5	6	6	7	N/A	N/A	↓	N/A	N/A	5	N/A	N/A	N/A	N/A
CYPE6	Percentage of Children Missing Education cases, closed within 30 school days	H	R12M		83.5	86.4	87.0	84.6	83.9	84.6	82.4	224	272	↓	90	RED	87.0	N/A	N/A	N/A	N/A
CYPE22	Percentage of CYP registered to EHE who receive contact and additional information within 10 school days of them being brought to our attention	H	R12M		66.7	60.0	59.1	56.1	52.7	39.9	39.6	67	169	↓	95	RED	59.1	N/A	N/A	N/A	N/A

Education Termly Indicators		Polarity	Data Period	QPR	Termly Trends			Latest Term			DOT	Target Autumn 2023-24	RAG 2023-24
								Measure	Numerator	Denominator			
					Autumn 22-23	Spring 22-23	Summer 22-23	Autumn 23-24					
EY2	Percentage of DWP and other identified eligible 2 year olds taking up a free early education place [seasonally impacted indicator]	H	T		50.2	48.8	43.1	70.2	236	336	↑	79.0	RED

Education Annual Indicators - Gravesham		Polarity	Data Period	QPR	Annual Trends			Latest Year			Target 2022-23	RAG 2022-23	DOT	Target 2023-24	Benchmark Group 2022-23	England 2022-23
								Measure	Numerator	Denominator						
					2019-20	2020-21	2021-22	2022-23								
EY14	Percentage of pupils at EYFS achieving a Good Level of Development	H	A		N/A	N/A	66.8	67.4	933	1,384	67.5	AMBER	↑	69.0	69.6	67.2
EY15	Percentage of pupils at EYFS achieving a Good Level of Development - FSM gap	L	A		N/A	N/A	21.2	15.6	N/A	N/A	19.7	GREEN	↑		23.6	20.4
SISE4	Percentage of pupils at KS2 achieving age-related expectations in Reading, writing & mathematics	H	A		N/A	N/A	61.8	56.6	871	1,538	61.0	RED	↑	60.0	59	59
SISE16	Percentage of pupils at KS2 achieving age-related expectations in Reading, writing & mathematics - FSM gap	L	A		N/A	N/A	20.8	26.1	N/A	N/A	22.0	RED	↓	24.0	27	22
SISE12	Average score at KS4 in Attainment 8	H	A		N/A	N/A	48.4	46.3	N/A	1,459	51.0	RED	↓	48.0	47.4	46.3
SISE19	Average score at KS4 in Attainment 8 - FSM gap	L	A		N/A	N/A	15.6	11.8	N/A	N/A	15.0	GREEN	↑	15.0	18.3	14.9
CYPE23	Average point score per A Level entry at KS5 [School students only]	H	A		N/A	N/A	35.4	29.55	N/A	1691.0	N/A	N/A			38.86	38.28
CYPE24	Average point score per Applied General entry at KS5 [School students only]	H	A		N/A	N/A	31.3	27.20	N/A	610.5	N/A	N/A			32.22	33.31
CYPE25	Average point score per Tech Level entry at KS5 [School students only]	H	A		N/A	N/A	30.8	35.21	N/A	71.5	N/A	N/A			34.48	34.82
SEND10	Percentage of pupils with an Education, Health and Care Plan (EHCP) - Kent resident pupils	L	A		2.4	2.7	3.1	3.2	655	20,402	3.0	AMBER	↓	4.2	4.6	4.2
CYPE2	Percentage of parents getting first preference of primary school	H	A		N/A	N/A	N/A	N/A	N/A	N/A					91.2	92.2
CYPE3	Percentage of parents getting first preference of secondary school	H	A		N/A	N/A	N/A	N/A	N/A	N/A					83.3	83.3
EH46	Percentage of pupils who are persistently absent from primary schools - all pupils based on 10% threshold	L	A		N/A	9.9	20.5	18.6					↑			
EH47	Percentage of pupils who are persistently absent from secondary schools - all pupils based on 10% threshold	L	A		N/A	11.5	26.0	38.1					↓			



Directorate Scorecard - Maidstone District

Integrated Children's Services Monthly Indicators		Polarity	Data Period	QPR	Monthly Trends						Latest Month			DOT	Target 2023-24	RAG 2023-24	Kent Outturn 2022-23	Target 2022-23	RAG 2022-23	Benchmark Group 2022-23	England 2022-23
											Measure	Numerator	Denominator								
										Jun-23	Jul-23	Aug-23	Sep-23								
Maidstone CSWT																					
SCS03	Percentage re-referrals to Children's Social Work Services within 12 months of a previous referral (R12M)	L	R12M		25.0	24.0	23.8	23.9	25.3	24.8	26.0	531	2,046	↓	25.0	AMBER	22.4	25.0	GREEN	19.4	22.4
SCS08	Percentage of Returner Interviews completed for those with SCS Involvement	H	R12M		93.3	86.7	85.7	84.6	84.6	83.3	85.7	12	14	↑	90.0	AMBER	100.0	90.0	GREEN	N/A	N/A
SCS13	Percentage of children becoming subject to a child protection plan for the second or subsequent time	T	R12M	✓	24.6	22.6	24.2	25.2	23.3	24.2	25.5	36	141	↓	20.0	AMBER	26.5	20.0	AMBER	24.3	23.6
SCS18	Children in Care in same placement for the last two years (for those in care for two and a half years or more)	H	MS	✓	N/A						N/A	N/A	N/A	N/A	N/A			68.7	69.0		
SCS19	Percentage of CIC Foster Care in KCC Foster Care/Rel & Friends placements (exc UASC)	H	MS	✓	N/A						N/A	N/A	N/A	N/A	N/A			N/A	N/A		
SCS29	Average number of days between becoming a child in care and moving in with an adoptive family	L	R12M	✓	N/A						N/A	N/A	N/A	N/A	N/A			442	480		
SCS34	Percentage of care leavers in education, employment or training (of those KCC is in touch with)	H	R12M	✓	N/A						N/A	N/A	N/A	N/A	N/A			N/A	N/A		
SCS37	Percentage of Case File Audits graded good or outstanding	H	R12M	✓	87.0	91.7	91.7	92.0	92.0	92.0	92.0	23	25	↔	85.0	GREEN	88.9	80.0	GREEN	N/A	N/A
SCS40	Percentage of case holding posts filled by permanent qualified social workers	H	MS	✓	54.7	54.7	54.7	64.7	62.0	55.3	55.3	16.6	30.0	↔	85.0	RED	48.0	85.0	RED	N/A	N/A
SCS42	Average caseloads in the CIC Teams	L	MS		N/A						N/A	N/A	N/A	N/A	N/A			N/A	N/A		
SCS43	Average caseloads in the CSWT Teams	L	MS		21.1	19.1	18.6	17.5	18.2	22.0	24.5	621	25.4	↓	18.0	RED	21.4	18.0	AMBER	N/A	N/A
Maidstone EHU																					
EH72-F	Percentage of referrals to an Early Help Unit where a previous episode ended within 12 months	L	R12M		23.8	23.5	24.4	25.2	25.9	27.0	27.6	282	1,020	↓	25.0	AMBER	23.0	25.0	GREEN	28	N/A
EH52-F	Percentage of EH Assessments completed in the given month, within 6 weeks of allocation	H	MS		96.6	97.1	97.5	97.5	97.5	97.2	96.9	635	655	↓	85.0	GREEN	94.6	85.0	GREEN	N/A	N/A
	Percentage of EH Unit Case Audits rated good or outstanding	H	R12M		100.0	100.0	100.0	100.0	100.0	100.0	100.0	15	15	↔	85.0	GREEN	100.0	80.0	GREEN	N/A	N/A
EH16-F	Percentage of EH cases closed with outcomes achieved that come back to EH or CSWS in 3 mths	L	R12M		10.7	10.4	10.8	11.7	12.3	12.5	12.9	72	560	↓	15.0	GREEN	11.0	15.0	GREEN	N/A	N/A
	Average Caseload within EH Units (Families)	L	MS		17.1	19.3	12.6	13.8	15.0	15.8	14.8	252	17.0	↑	15.0	GREEN	20.7	15.0	RED	N/A	N/A

Integrated Children's Services Quarterly Indicators - Maidstone		Polarity	Data Period	QPR	Quarterly Trends			Latest Quarter			DOT	Target 2023-24	RAG 2023-24	District Outturn 2022-23	Target 2022-23	RAG 2022-23	South East as at Jan 2023	England & Wales as at Jan 2023
								Rate	Numerator	Denominator								
										Q3 22-23								
CYPE8	Rate of proven re-offending by CYP	L	Q		28.6	26.7	20.5	15.0	6	40	↑	28.7	GREEN	26.7	30.0	GREEN	31.2	28.5

Directorate Scorecard - Maidstone District

Education Monthly Indicators - Maidstone		Polarity	Data Period	QPR	Monthly Trends						Latest Month			DOT	Target 2023-24	RAG 2023-24	District Outturn 2022-23	Target 2022-23	RAG 2022-23	Benchmark Group 2022-23	England 2022-23
											Measure	Numerator	Denominator								
					Jun-23	Jul-23	Aug-23	Sep-23	Oct-23	Nov-23	Dec-23										
APP17	Percentage of Education, Health and Care Plans (EHCPs) issued within 20 weeks	H	MS		36.0	31.6	0.0	13.6	20.0	15.4	10.5	2	19	↓	45	RED	37.9	60	RED	42.8	49.2
SISE71	Percentage of Year 12-13 age-group (16-17 year olds) not in education, employment or training (NEET) [seasonally impacted indicator]	L	MS		3.5	3.4	3.1	1.5	2.2	2.4	2.8	114	4,098	↓	2.8	GREEN	3.4	2.8	AMBER	2.5	2.8
CYPE1	Percentage of pupils being placed in independent or out-of-county special schools - Kent responsible EHCPs	L	MS		7.3	7.2	7.5	7.2	7.3	7.4	7.6	143	1,873	↓	9	GREEN	7.5	9	GREEN	N/A	N/A
EH43	Number of pupils permanently excluded from the primary phase - all Year R to Year 6 pupils	L	R12M		4	4	4	3	2	3	3	N/A	N/A	↔	N/A	N/A	4	N/A	N/A	N/A	N/A
EH44	Number of permanent exclusions from the secondary phase - all Year 7 to Year 14 pupils	L	R12M		9	9	9	11	13	10	11	N/A	N/A	↓	N/A	N/A	9	N/A	N/A	N/A	N/A
CYPE6	Percentage of Children Missing Education cases, closed within 30 school days	H	R12M		60.1	64.2	65.6	67.8	71.6	76.4	75.2	330	439	↓	90	RED	65.6	N/A	N/A	N/A	N/A
CYPE22	Percentage of CYP registered to EHE who receive contact and additional information within 10 school days of them being brought to our attention	H	R12M		62.3	59.7	59.8	55.9	53.0	44.2	42.0	115	274	↓	95	RED	59.8	N/A	N/A	N/A	N/A

Education Termly Indicators		Polarity	Data Period	QPR	Termly Trends			Latest Term			DOT	Target Autumn 2023-24	RAG 2023-24
								Measure	Numerator	Denominator			
					Autumn 22-23	Spring 22-23	Summer 22-23	Autumn 23-24					
EY14	Percentage of DWP and other identified eligible 2 year olds taking up a free early education place [seasonally impacted indicator]	H	T		66.5	69.5	59.8	74.3	367	494	↑	79.0	RED

Education Annual Indicators - Maidstone		Polarity	Data Period	QPR	Annual Trends				Latest Year			Target 2022-23	RAG 2022-23	DOT	Target 2023-24	Benchmark Group 2022-23	England 2022-23
									Measure	Numerator	Denominator						
					2019-20	2020-21	2021-22	2022-23			SN or SE						
EY14	Percentage of pupils at EYFS achieving a Good Level of Development	H	A		N/A	N/A	64.2	70.6	1,521	2,154	67.5	GREEN	↑	69.0	69.6	67.2	
EY15	Percentage of pupils at EYFS achieving a Good Level of Development - FSM gap	L	A		N/A	N/A	23.9	14.8	N/A	N/A	19.7	GREEN	↑		23.6	20.4	
SISE4	Percentage of pupils at KS2 achieving age-related expectations in Reading, writing & mathematics	H	A		N/A	N/A	58.5	59.0	1,292	2,189	61.0	AMBER	↑	60.0	59	59	
SISE16	Percentage of pupils at KS2 achieving age-related expectations in Reading, writing & mathematics - FSM gap	L	A		N/A	N/A	26.3	22.7	N/A	N/A	22.0	AMBER	↑	24.0	27	22	
SISE12	Average score at KS4 in Attainment 8	H	A		N/A	N/A	50.8	46.7	N/A	2,193	51.0	RED	↓	48.0	47.4	46.3	
SISE19	Average score at KS4 in Attainment 8 - FSM gap	L	A		N/A	N/A	19.0	19.0	N/A	N/A	15.0	RED	↔	15.0	18.3	14.9	
CYPE23	Average point score per A Level entry at KS5 [School students only]	H	A		N/A	N/A	38.2	34.47	N/A	2994.0	N/A	N/A			38.86	38.28	
CYPE24	Average point score per Applied General entry at KS5 [School students only]	H	A		N/A	N/A	29.9	25.94	N/A	508.5	N/A	N/A			32.22	33.31	
CYPE25	Average point score per Tech Level entry at KS5 [School students only]	H	A		N/A	N/A	38.0	29.99	N/A	94.5	N/A	N/A			34.48	34.82	
SEND10	Percentage of pupils with an Education, Health and Care Plan (EHCP) - Kent resident pupils	L	A		3.9	4.5	5.0	5.5	1,647	29,739	3.0	RED	↓	4.2	4.6	4.2	
CYPE2	Percentage of parents getting first preference of primary school	H	A		N/A	N/A	N/A	N/A	N/A	N/A					91.2	92.2	
CYPE3	Percentage of parents getting first preference of secondary school	H	A		N/A	N/A	N/A	N/A	N/A	N/A					83.3	83.3	
EH46	Percentage of pupils who are persistently absent from primary schools - all pupils based on 10% threshold	L	A		N/A	7.7	18.0	16.8					↑				
EH47	Percentage of pupils who are persistently absent from secondary schools - all pupils based on 10% threshold	L	A		N/A	8.0	25.1	24.5					↑				

Directorate Scorecard - Sevenoaks District

Integrated Children's Services Monthly Indicators		Polarity	Data Period	QPR	Monthly Trends						Latest Month			DOT	Target 2023-24	RAG 2023-24	Kent Outturn 2022-23	Target 2022-23	RAG 2022-23	Benchmark Group 2022-23	England 2022-23
											Measure	Numerator	Denominator								
					Jun-23	Jul-23	Aug-23	Sep-23	Oct-23	Nov-23	Dec-23										
Sevenoaks North & Tonbridge and Malling CSWT																					
SCS03	Percentage re-referrals to Children's Social Work Services within 12 months of a previous referral (R12M)	L	R12M		23.7	23.9	24.0	23.1	24.5	23.7	24.6	439	1,788	↓	25.0	GREEN	22.4	25.0	GREEN	19.4	22.4
SCS08	Percentage of Returner Interviews completed for those with SCS Involvement	H	R12M		76.0	76.6	77.6	75.0	80.0	76.2	79.5	35	44	↑	90.0	RED	81.8	90.0	AMBER	N/A	N/A
SCS13	Percentage of children becoming subject to a child protection plan for the second or subsequent time	T	R12M	✓	24.3	22.8	23.5	21.8	23.6	27.3	24.4	31	127	↑	20.0	AMBER	24.4	20.0	AMBER	24.3	23.6
SCS18	Children in Care in same placement for the last two years (for those in care for two and a half years or more)	H	MS	✓	N/A						N/A	N/A	N/A	N/A	N/A			68.7	69.0		
SCS19	Percentage of CIC Foster Care in KCC Foster Care/Rel & Friends placements (exc UASC)	H	MS	✓	N/A						N/A	N/A	N/A	N/A	N/A			N/A	N/A		
SCS29	Average number of days between becoming a child in care and moving in with an adoptive family	L	R12M	✓	N/A						N/A	N/A	N/A	N/A	N/A			442	480		
SCS34	Percentage of care leavers in education, employment or training (of those KCC is in touch with)	H	R12M	✓	N/A						N/A	N/A	N/A	N/A	N/A			N/A	N/A		
SCS37	Percentage of Case File Audits graded good or outstanding	H	R12M	✓	82.4	81.3	81.3	82.4	82.4	78.9	78.9	15	19	↔	85.0	AMBER	78.6	80.0	AMBER	N/A	N/A
SCS40	Percentage of case holding posts filled by permanent qualified social workers	H	MS	✓	53.6	53.6	60.7	60.7	60.7	71.4	71.4	20.0	28.0	↔	85.0	RED	39.3	85.0	RED	N/A	N/A
SCS42	Average caseloads in the CIC Teams	L	MS		N/A						N/A	N/A	N/A	N/A	N/A			N/A	N/A		
SCS43	Average caseloads in the CSWT Teams	L	MS		30.9	30.7	27.1	23.2	25.5	21.1	22.1	553	25.0	↓	18.0	RED	31.4	18.0	RED	N/A	N/A
Sevenoaks South & Tunbridge Wells CSWT																					
SCS03	Percentage re-referrals to Children's Social Work Services within 12 months of a previous referral (R12M)	L	R12M		26.2	26.1	26.2	26.0	26.0	26.5	27.9	457	1,639	↓	25.0	AMBER	25.8	25.0	AMBER	19.4	22.4
SCS08	Percentage of Returner Interviews completed for those with SCS Involvement	H	R12M		90.9	89.1	86.0	81.8	82.2	79.5	80.0	36	45	↑	90.0	AMBER	96.1	90.0	GREEN	N/A	N/A
SCS13	Percentage of children becoming subject to a child protection plan for the second or subsequent time	T	R12M	✓	14.8	14.5	14.5	13.7	14.5	12.9	15.6	10	64	↑	20.0	AMBER	15.6	20.0	AMBER	24.3	23.6
SCS18	Children in Care in same placement for the last two years (for those in care for two and a half years or more)	H	MS	✓	N/A						N/A	N/A	N/A	N/A	N/A			68.7	69.0		
SCS19	Percentage of CIC Foster Care in KCC Foster Care/Rel & Friends placements (exc UASC)	H	MS	✓	N/A						N/A	N/A	N/A	N/A	N/A			N/A	N/A		
SCS29	Average number of days between becoming a child in care and moving in with an adoptive family	L	R12M	✓	N/A						N/A	N/A	N/A	N/A	N/A			442	480		
SCS34	Percentage of care leavers in education, employment or training (of those KCC is in touch with)	H	R12M	✓	N/A						N/A	N/A	N/A	N/A	N/A			N/A	N/A		
SCS37	Percentage of Case File Audits graded good or outstanding	H	R12M	✓	89.5	77.8	77.8	82.4	82.4	75.0	75.0	12	16	↔	85.0	AMBER	86.7	80.0	GREEN	N/A	N/A
SCS40	Percentage of case holding posts filled by permanent qualified social workers	H	MS	✓	82.8	74.3	74.3	83.8	76.2	71.4	76.2	16.0	21.0	↑	85.0	AMBER	78.1	85.0	AMBER	N/A	N/A
SCS42	Average caseloads in the CIC Teams	L	MS		N/A						N/A	N/A	N/A	N/A	N/A			N/A	N/A		
SCS43	Average caseloads in the CSWT Teams	L	MS		23.1	27.3	24.9	20.9	19.8	20.9	18.4	343	18.6	↑	18.0	AMBER	22.4	18.0	RED	N/A	N/A

Directorate Scorecard - Sevenoaks District

Integrated Children's Services Monthly Indicators		Polarity	Data Period	QPR	Monthly Trends							Latest Month			DOT	Target 2023-24	RAG 2023-24	Kent Outturn 2022-23	Target 2022-23	RAG 2022-23	Benchmark Group 2021-22	England 2021-22
					Measure	Numerator	Denominator															
Sevenoaks North & Tonbridge and Malling EHU					Jun-23	Jul-23	Aug-23	Sep-23	Oct-23	Nov-23	Dec-23									SN or SE		
EH72-F	Percentage of referrals to an Early Help Unit where a previous episode ended within 12 months	L	R12M		26.6	26.8	27.2	27.2	28.7	28.3	29.1	312	1,073	↕	25.0	AMBER	26.8	25.0	AMBER	28	N/A	
EH52-F	Percentage of EH Assessments completed in the given month, within 6 weeks of allocation	H	MS		98.5	98.7	98.5	98.2	98.0	97.7	97.9	560	572	↕	85.0	GREEN	97.8	85.0	GREEN	N/A	N/A	
	Percentage of EH Unit Case Audits rated good or outstanding	H	R12M		92.9	100.0	100.0	100.0	100.0	100.0	100.0	13	13	↔	85.0	GREEN	90.9	80.0	GREEN	N/A	N/A	
EH16-F	Percentage of EH cases closed with outcomes achieved that come back to EH or CSWS in 3 mths	L	R12M		11.5	13.2	13.5	13.9	13.7	13.7	13.0	57	440	↕	15.0	GREEN	11.8	15.0	GREEN	N/A	N/A	
	Average Caseload within EH Units (Families)	L	MS		16.6	16.5	11.8	14.3	13.5	15.3	14.0	238	17.0	↕	15.0	GREEN	13.5	15.0	GREEN	N/A	N/A	
Sevenoaks South & Tunbridge Wells EHU					Jun-23	Jul-23	Aug-23	Sep-23	Oct-23	Nov-23	Dec-23											
EH72-F	Percentage of referrals to an Early Help Unit where a previous episode ended within 12 months	L	R12M		26.1	26.5	27.5	28.6	28.9	28.2	27.9	250	897	↕	25.0	AMBER	25.7	25.0	AMBER	28	N/A	
EH52-F	Percentage of EH Assessments completed in the given month, within 6 weeks of allocation	H	MS		89.8	93.5	95.5	96.2	97.1	97.8	97.6	410	420	↕	85.0	GREEN	87.8	85.0	GREEN	N/A	N/A	
	Percentage of EH Unit Case Audits rated good or outstanding	H	R12M		60.0	70.0	70.0	70.0	70.0	80.0	80.0	8	10	↔	85.0	AMBER	50.0	80.0	RED	N/A	N/A	
EH16-F	Percentage of EH cases closed with outcomes achieved that come back to EH or CSWS in 3 mths	L	R12M		14.4	13.7	13.5	13.1	13.4	13.1	12.6	41	325	↕	15.0	GREEN	13.0	15.0	GREEN	N/A	N/A	
	Average Caseload within EH Units (Families)	L	MS		13.4	14.1	11.4	12.3	13.5	15.6	14.9	164	11.0	↕	15.0	GREEN	12.8	15.0	GREEN	N/A	N/A	

Page 56

Integrated Children's Services Quarterly Indicators - Sevenoaks		Polarity	Data Period	QPR	Quarterly Trends			Latest Quarter			DOT	Target 2023-24	RAG 2023-24	District Outturn 2022-23	Target 2022-23	RAG 2022-23	South East as at Jan 2023	England & Wales as at Jan 2023
					Q3 22-23	Q4 22-23	Q1 23-24	Rate	Numerator	Denominator								
CYPE8	Rate of proven re-offending by CYP	L	Q		27.3	34.5	29.6	35.7	10	28	↕	28.7	RED	34.5	30.0	GREEN	31.2	28.5

Directorate Scorecard - Sevenoaks District

Education Monthly Indicators - Sevenoaks		Polarity	Data Period	QPR	Monthly Trends							Latest Month			DOT	Target 2023-24	RAG 2023-24	District Outturn 2022-23	Target 2022-23	RAG 2022-23	Benchmark Group 2022-23	England 2022-23
					Measure	Numerator	Denominator															
					Jun-23	Jul-23	Aug-23	Sep-23	Oct-23	Nov-23	Dec-23											
APP17	Percentage of Education, Health and Care Plans (EHCPs) issued within 20 weeks	H	MS		0.0	8.3	0.0	13.3	8.0	11.8	11.5	3	26	↓	45	RED	39.7	60	RED	42.8	49.2	
SISE71	Percentage of Year 12-13 age-group (16-17 year olds) not in education, employment or training (NEET) [seasonally impacted indicator]	L	MS		2.9	2.7	2.5	1.5	1.5	1.9	2.0	40	1,963	↓	2.8	GREEN	2.6	2.8	GREEN	2.5	2.8	
CYPE1	Percentage of pupils being placed in independent or out-of-county special schools - Kent responsible EHCPs	L	MS		15.0	14.2	14.3	14.0	14.2	14.1	14.0	178	1,270	↑	9	RED	14.3	9	RED	N/A	N/A	
EH43	Number of pupils permanently excluded from the primary phase - all Year R to Year 6 pupils	L	R12M		0	0	0	0	1	1	1	N/A	N/A	↔	N/A	N/A	0	N/A	N/A	N/A	N/A	
EH44	Number of permanent exclusions from the secondary phase - all Year 7 to Year 14 pupils	L	R12M		1	1	1	3	4	6	5	N/A	N/A	↑	N/A	N/A	1	N/A	N/A	N/A	N/A	
CYPE6	Percentage of Children Missing Education cases, closed within 30 school days	H	R12M		62.7	68.7	68.1	72.2	77.9	79.0	76.7	138	180	↓	90	RED	68.1	N/A	N/A	N/A	N/A	
CYPE22	Percentage of CYP registered to EHE who receive contact and additional information within 10 school days of them being brought to our attention	H	R12M		56.4	52.7	51.5	50.9	49.2	40.2	40.7	90	221	↑	95	RED	51.5	N/A	N/A	N/A	N/A	

Education Termly Indicators		Polarity	Data Period	QPR	Termly Trends			Latest Term			DOT	Target Autumn 2023-24	RAG 2023-24
					Measure	Numerator	Denominator						
					Autumn 22-23	Spring 22-23	Summer 22-23	Autumn 23-24					
Page 57	Percentage of DWP and other identified eligible 2 year olds taking up a free early education place [seasonally impacted indicator]	H	T		68.9	66.5	62.0	80.6	166	206	↑	79.0	GREEN

Education Annual Indicators - Sevenoaks		Polarity	Data Period	QPR	Annual Trends			Latest Year			Target 2022-23	RAG 2022-23	DOT	Target 2023-24	Benchmark Group 2022-23	England 2022-23
					Measure	Numerator	Denominator									
					2019-20	2020-21	2021-22	2022-23								
EY14	Percentage of pupils at EYFS achieving a Good Level of Development	H	A		N/A	N/A	68.8	72.4	954	1,317	67.5	GREEN	↑	69.0	69.6	67.2
EY15	Percentage of pupils at EYFS achieving a Good Level of Development - FSM gap	L	A		N/A	N/A	24.8	14.2	N/A	N/A	19.7	GREEN	↑		23.6	20.4
SISE4	Percentage of pupils at KS2 achieving age-related expectations in Reading, writing & mathematics	H	A		N/A	N/A	63.9	63.5	885	1,393	61.0	GREEN	↑	60.0	59	59
SISE16	Percentage of pupils at KS2 achieving age-related expectations in Reading, writing & mathematics - FSM gap	L	A		N/A	N/A	34.2	39.8	N/A	N/A	22.0	RED	↓	24.0	27	22
SISE12	Average score at KS4 in Attainment 8	H	A		N/A	N/A	43.8	41.0	N/A	562	51.0	RED	↓	48.0	47.4	46.3
SISE19	Average score at KS4 in Attainment 8 - FSM gap	L	A		N/A	N/A	13.6	12.3	N/A	N/A	15.0	GREEN	↑	15.0	18.3	14.9
CYPE23	Average point score per A Level entry at KS5 [School students only]	H	A		N/A	N/A	34.9	33.75	N/A	255.0	N/A	N/A			38.86	38.28
CYPE24	Average point score per Applied General entry at KS5 [School students only]	H	A		N/A	N/A	33.8	31.16	N/A	143.0	N/A	N/A			32.22	33.31
CYPE25	Average point score per Tech Level entry at KS5 [School students only]	H	A		N/A	N/A	-	N/A	N/A	N/A	N/A	N/A			34.48	34.82
SEND10	Percentage of pupils with an Education, Health and Care Plan (EHCP) - Kent resident pupils	L	A		5.0	5.4	5.8	6.0	785	13,111	3.0	RED	↓	4.2	4.6	4.2
CYPE2	Percentage of parents getting first preference of primary school	H	A		N/A	N/A	N/A	N/A	N/A	N/A					91.2	92.2
CYPE3	Percentage of parents getting first preference of secondary school	H	A		N/A	N/A	N/A	N/A	N/A	N/A					83.3	83.3
EH46	Percentage of pupils who are persistently absent from primary schools - all pupils based on 10% threshold	L	A		N/A	7.2	17.7	15.3					↑			
EH47	Percentage of pupils who are persistently absent from secondary schools - all pupils based on 10% threshold	L	A		N/A	15.7	37.6	31.6					↑			

Directorate Scorecard - Swale District

Integrated Children's Services Monthly Indicators		Polarity	Data Period	QPR	Monthly Trends						Latest Month			DOT	Target 2023-24	RAG 2023-24	Kent Outturn 2022-23	Target 2022-23	RAG 2022-23	Benchmark Group 2022-23	England 2022-23
											Measure	Numerator	Denominator								
										Jun-23	Jul-23	Aug-23	Sep-23								
Swale Central CSWT																					
SCS03	Percentage re-referrals to Children's Social Work Services within 12 months of a previous referral (R12M)	L	R12M		28.8	29.3	29.2	28.9	29.8	29.9	30.4	418	1,377	↕	25.0	RED	25.8	25.0	AMBER	19.4	22.4
SCS08	Percentage of Returner Interviews completed for those with SCS Involvement	H	R12M		89.1	89.6	89.4	91.7	92.0	87.2	86.4	38	44	↕	90.0	AMBER	88.6	90.0	AMBER	N/A	N/A
SCS13	Percentage of children becoming subject to a child protection plan for the second or subsequent time	T	R12M	✓	8.5	15.3	16.5	14.5	18.8	19.8	21.0	21	100	↕	20.0	GREEN	11.2	20.0	RED	24.3	23.6
SCS18	Children in Care in same placement for the last two years (for those in care for two and a half years or more)	H	MS	✓	N/A						N/A	N/A	N/A	N/A	N/A			68.7	69.0		
SCS19	Percentage of CIC Foster Care in KCC Foster Care/Rel & Friends placements (exc UASC)	H	MS	✓	N/A						N/A	N/A	N/A	N/A	N/A			N/A	N/A		
SCS29	Average number of days between becoming a child in care and moving in with an adoptive family	L	R12M	✓	N/A						N/A	N/A	N/A	N/A	N/A			442	480		
SCS34	Percentage of care leavers in education, employment or training (of those KCC is in touch with)	H	R12M	✓	N/A						N/A	N/A	N/A	N/A	N/A			N/A	N/A		
SCS37	Percentage of Case File Audits graded good or outstanding	H	R12M	✓	76.9	75.0	75.0	66.7	66.7	75.0	75.0	9	12	↔	85.0	AMBER	83.3	80.0	GREEN	N/A	N/A
SCS40	Percentage of case holding posts filled by permanent qualified social workers	H	MS	✓	78.9	68.4	68.4	78.9	73.7	73.7	68.4	13.0	19.0	↕	85.0	RED	105.3	85.0	GREEN	N/A	N/A
SCS42	Average caseloads in the CIC Teams	L	MS		N/A						N/A	N/A	N/A	N/A	N/A			N/A	N/A		
SCS43	Average caseloads in the CSWT Teams	L	MS		24.7	22.1	22.1	21.7	30.5	23.7	23.4	327	14.0	↑	18.0	RED	19.8	18.0	AMBER	N/A	N/A
Swale Island & Rural CSWT																					
SCS03	Percentage re-referrals to Children's Social Work Services within 12 months of a previous referral (R12M)	L	R12M		25.7	26.7	26.5	27.6	27.0	28.2	27.1	283	1,045	↑	25.0	AMBER	25.6	25.0	AMBER	19.4	22.4
SCS08	Percentage of Returner Interviews completed for those with SCS Involvement	H	R12M		90.0	89.5	95.0	95.8	95.8	95.8	95.8	23	24	↔	90.0	GREEN	95.0	90.0	GREEN	N/A	N/A
SCS13	Percentage of children becoming subject to a child protection plan for the second or subsequent time	T	R12M	✓	20.7	20.0	20.5	19.0	18.6	17.4	18.0	16	89	↑	20.0	GREEN	25.3	20.0	AMBER	24.3	23.6
SCS18	Children in Care in same placement for the last two years (for those in care for two and a half years or more)	H	MS	✓	N/A						N/A	N/A	N/A	N/A	N/A			68.7	69.0		
SCS19	Percentage of CIC Foster Care in KCC Foster Care/Rel & Friends placements (exc UASC)	H	MS	✓	N/A						N/A	N/A	N/A	N/A	N/A			N/A	N/A		
SCS29	Average number of days between becoming a child in care and moving in with an adoptive family	L	R12M	✓	N/A						N/A	N/A	N/A	N/A	N/A			442	480		
SCS34	Percentage of care leavers in education, employment or training (of those KCC is in touch with)	H	R12M	✓	N/A						N/A	N/A	N/A	N/A	N/A			N/A	N/A		
SCS37	Percentage of Case File Audits graded good or outstanding	H	R12M	✓	93.3	92.3	92.3	92.3	92.3	92.3	92.3	12	13	↔	85.0	GREEN	100.0	80.0	GREEN	N/A	N/A
SCS40	Percentage of case holding posts filled by permanent qualified social workers	H	MS	✓	80.0	80.0	80.0	80.0	73.3	73.3	66.7	10.0	15.0	↕	85.0	RED	80.0	85.0	AMBER	N/A	N/A
SCS42	Average caseloads in the CIC Teams	L	MS		N/A						N/A	N/A	N/A	N/A	N/A			N/A	N/A		
SCS43	Average caseloads in the CSWT Teams	L	MS		27.7	23.3	21.6	21.7	21.7	22.5	25.4	330	13.0	↕	18.0	RED	24.8	18.0	RED	N/A	N/A

Directorate Scorecard - Swale District

Integrated Children's Services Monthly Indicators		Polarity	Data Period	QPR	Monthly Trends							Latest Month			DOT	Target 2023-24	RAG 2023-24	Kent Outturn 2022-23	Target 2022-23	RAG 2022-23	Benchmark Group 2021-22	England 2021-22
												Measure	Numerator	Denominator								
					Swale EHU							Jun-23	Jul-23	Aug-23								
EH72-F	Percentage of referrals to an Early Help Unit where a previous episode ended within 12 months	L	R12M		30.8	30.1	30.1	29.7	30.1	29.8	29.3	365	1246	↑	25.0	AMBER	29.7	25.0	AMBER	28	N/A	
EH52-F	Percentage of EH Assessments completed in the given month, within 6 weeks of allocation	H	MS		91.0	92.9	93.4	93.6	93.4	93.3	93.7	433	462	↑	85.0	GREEN	84.3	85.0	AMBER	N/A	N/A	
	Percentage of EH Unit Case Audits rated good or outstanding	H	R12M		100.0	100.0	100.0	100.0	100.0	93.3	93.3	14	15	↔	85.0	GREEN	100.0	80.0	GREEN	N/A	N/A	
EH16-F	Percentage of EH cases closed with outcomes achieved that come back to EH or CSWS in 3 mths	L	R12M		16.3	15.2	15.1	15.7	15.2	15.7	14.9	55	368	↑	15.0	GREEN	16.1	15.0	AMBER	N/A	N/A	
	Average Caseload within EH Units (Families)	L	MS		14.9	13.4	9.8	10.3	8.5	10.1	11.2	202	18.0	↓	15.0	GREEN	15.3	15.0	AMBER	N/A	N/A	

Integrated Children's Services Quarterly Indicators - Swale		Polarity	Data Period	QPR	Quarterly Trends			Latest Quarter			DOT	Target 2023-24	RAG 2023-24	District Outturn 2022-23	Target 2022-23	RAG 2022-23	South East as at Jan 2023	England & Wales as at Jan 2023
								Rate	Numerator	Denominator								
								Q3 22-23	Q4 22-23	Q1 23-24								
CYPE8	Rate of proven re-offending by CYP	L	Q		40.0	50.0	58.0	59.1	13	22	↓	28.7	RED	50.0	30.0	RED	31.2	28.5

Directorate Scorecard - Swale District

Education Monthly Indicators - Swale		Polarity	Data Period	QPR	Monthly Trends							Latest Month			DOT	Target 2023-24	RAG 2023-24	District Outturn 2022-23	Target 2022-23	RAG 2022-23	Benchmark Group 2022-23	England 2022-23
					Measure	Numerator	Denominator	Measure	Numerator	Denominator	Measure	Numerator	Denominator									
					Jun-23	Jul-23	Aug-23	Sep-23	Oct-23	Nov-23	Dec-23			SN or SE								
APP17	Percentage of Education, Health and Care Plans (EHCPs) issued within 20 weeks	H	MS		0.0	0.0	0.0	3.1	7.0	18.4	8.0	2	25	↓	45	RED	21.1	60	RED	42.8	49.2	
SISE71	Percentage of Year 12-13 age-group (16-17 year olds) not in education, employment or training (NEET) [seasonally impacted indicator]	L	MS		5.5	5.4	5.6	3.3	3.4	3.9	4.3	155	3,577	↓	2.8	RED	4.5	2.8	RED	2.5	2.8	
CYPE1	Percentage of pupils being placed in independent or out-of-county special schools - Kent responsible EHCPs	L	MS		11.6	11.4	11.9	12.0	11.5	11.7	11.8	331	2,808	↓	9	RED	11.9	9	RED	N/A	N/A	
EH43	Number of pupils permanently excluded from the primary phase - all Year R to Year 6 pupils	L	R12M		2	2	2	2	2	3	3	N/A	N/A	↔	N/A	N/A	2	N/A	N/A	N/A	N/A	
EH44	Number of permanent exclusions from the secondary phase - all Year 7 to Year 14 pupils	L	R12M		2	2	2	2	1	2	2	N/A	N/A	↔	N/A	N/A	2	N/A	N/A	N/A	N/A	
CYPE6	Percentage of Children Missing Education cases, closed within 30 school days	H	R12M		80.3	82.1	83.5	81.0	80.8	79.0	75.1	199	265	↓	90	RED	83.5	N/A	N/A	N/A	N/A	
CYPE22	Percentage of CYP registered to EHE who receive contact and additional information within 10 school days of them being brought to our attention	H	R12M		63.2	57.4	55.6	49.8	47.2	42.3	41.9	135	322	↓	95	RED	55.6	N/A	N/A	N/A	N/A	

Education Termly Indicators		Polarity	Data Period	QPR	Termly Trends			Latest Term			DOT	Target Autumn 2023-24	RAG 2023-24
					Measure	Numerator	Denominator	Measure	Numerator	Denominator			
					Autumn 22-23	Spring 22-23	Summer 22-23	Autumn 23-24					
EY	Percentage of DWP and other identified eligible 2 year olds taking up a free early education place [seasonally impacted indicator]	H	T		78.4	77.4	71.3	83.5	401	480	↑	79.0	GREEN

Education Annual Indicators - Swale		Polarity	Data Period	QPR	Annual Trends				Latest Year			Target 2022-23	RAG 2022-23	DOT	Target 2023-24	Benchmark Group 2022-23	England 2022-23
					Measure	Numerator	Denominator	Measure	Numerator	Denominator							
					2019-20	2020-21	2021-22	2022-23			SN or SE						
EY14	Percentage of pupils at EYFS achieving a Good Level of Development	H	A		N/A	N/A	64.2	66.8	1,256	1,880	67.5	AMBER	↑	69.0	69.6	67.2	
EY15	Percentage of pupils at EYFS achieving a Good Level of Development - FSM gap	L	A		N/A	N/A	17.2	23.6	N/A	N/A	19.7	RED	↓		23.6	20.4	
SISE4	Percentage of pupils at KS2 achieving age-related expectations in Reading, writing & mathematics	H	A		N/A	N/A	55.1	55.6	1,115	2,005	61.0	RED	↑	60.0	59	59	
SISE16	Percentage of pupils at KS2 achieving age-related expectations in Reading, writing & mathematics - FSM gap	L	A		N/A	N/A	25.6	20.2	N/A	N/A	22.0	GREEN	↑	24.0	27	22	
SISE12	Average score at KS4 in Attainment 8	H	A		N/A	N/A	43.9	42.4	N/A	1,674	51.0	RED	↓	48.0	47.4	46.3	
SISE19	Average score at KS4 in Attainment 8 - FSM gap	L	A		N/A	N/A	16.6	16.8	N/A	N/A	15.0	AMBER	↓	15.0	18.3	14.9	
CYPE23	Average point score per A Level entry at KS5 [School students only]	H	A		N/A	N/A	34.5	31.93	N/A	1516.0	N/A	N/A			38.86	38.28	
CYPE24	Average point score per Applied General entry at KS5 [School students only]	H	A		N/A	N/A	31.4	28.74	N/A	485.0	N/A	N/A			32.22	33.31	
CYPE25	Average point score per Tech Level entry at KS5 [School students only]	H	A		N/A	N/A	35.1	35.52	N/A	110.5	N/A	N/A			34.48	34.82	
SEND10	Percentage of pupils with an Education, Health and Care Plan (EHCP) - Kent resident pupils	L	A		4.0	4.4	5.4	5.8	1,430	24,527	3.0	RED	↓	4.2	4.6	4.2	
CYPE2	Percentage of parents getting first preference of primary school	H	A		N/A	N/A	N/A	N/A	N/A	N/A					91.2	92.2	
CYPE3	Percentage of parents getting first preference of secondary school	H	A		N/A	N/A	N/A	N/A	N/A	N/A					83.3	83.3	
EH46	Percentage of pupils who are persistently absent from primary schools - all pupils based on 10% threshold	L	A		N/A	12.0	22.1	19.3					↑				
EH47	Percentage of pupils who are persistently absent from secondary schools - all pupils based on 10% threshold	L	A		N/A	24.2	36.8	33.1					↑				



Directorate Scorecard - Thanet District

Integrated Children's Services Monthly Indicators		Polarity	Data Period	QPR	Monthly Trends						Latest Month			DOT	Target 2023-24	RAG 2023-24	Kent Outturn 2022-23	Target 2022-23	RAG 2022-23	Benchmark Group 2022-23	England 2022-23
											Measure	Numerator	Denominator								
					Thanet Margate CSWT					Jun-23	Jul-23	Aug-23	Sep-23								
SCS03	Percentage re-referrals to Children's Social Work Services within 12 months of a previous referral (R12M)	L	R12M		27.0	28.0	28.2	28.9	29.5	29.6	29.5	621	2,105	↑	25.0	AMBER	26.2	25.0	AMBER	19.4	22.4
SCS08	Percentage of Returner Interviews completed for those with SCS Involvement	H	R12M		95.1	95.3	95.3	95.2	94.6	94.3	94.3	33	35	↔	90.0	GREEN	100.0	90.0	GREEN	N/A	N/A
SCS13	Percentage of children becoming subject to a child protection plan for the second or subsequent time	T	R12M	✓	24.1	26.2	25.0	23.8	24.0	24.0	24.5	24	98	↓	20.0	AMBER	23.3	20.0	AMBER	24.3	23.6
SCS18	Children in Care in same placement for the last two years (for those in care for two and a half years or more)	H	MS	✓	N/A						N/A	N/A	N/A	N/A	N/A			68.7	69.0		
SCS19	Percentage of CIC Foster Care in KCC Foster Care/Rel & Friends placements (exc UASC)	H	MS	✓	N/A						N/A	N/A	N/A	N/A	N/A			N/A	N/A		
SCS29	Average number of days between becoming a child in care and moving in with an adoptive family	L	R12M	✓	N/A						N/A	N/A	N/A	N/A	N/A			442	480		
SCS34	Percentage of care leavers in education, employment or training (of those KCC is in touch with)	H	R12M	✓	N/A						N/A	N/A	N/A	N/A	N/A			N/A	N/A		
SCS37	Percentage of Case File Audits graded good or outstanding	H	R12M	✓	64.3	64.3	64.3	64.3	64.3	66.7	66.7	10	15	↔	85.0	RED	54.5	80.0	RED	N/A	N/A
SCS40	Percentage of case holding posts filled by permanent qualified social workers	H	MS	✓	96.4	83.9	72.6	68.8	71.4	71.4	71.4	11.4	16.0	↔	85.0	RED	90.1	85.0	GREEN	N/A	N/A
SCS42	Average caseloads in the CIC Teams	L	MS		N/A						N/A	N/A	N/A	N/A	N/A			N/A	N/A		
SCS43	Average caseloads in the CSWT Teams	L	MS		46.2	36.7	32.3	31.0	35.4	31.6	31.7	330	10.4	↓	18.0	RED	33.6	18.0	RED	N/A	N/A
Thanet Ramsgate CSWT					Jun-23	Jul-23	Aug-23	Sep-23	Oct-23	Nov-23	Dec-23										
SCS03	Percentage re-referrals to Children's Social Work Services within 12 months of a previous referral (R12M)	L	R12M		19.1	19.4	20.3	20.2	20.2	23.3	24.3	63	259	↓	25.0	GREEN	17.1	25.0	GREEN	19.4	22.4
SCS08	Percentage of Returner Interviews completed for those with SCS Involvement	H	R12M		87.5	88.9	90.4	92.9	91.7	90.3	93.3	28	30	↑	90.0	GREEN	90.6	90.0	GREEN	N/A	N/A
SCS13	Percentage of children becoming subject to a child protection plan for the second or subsequent time	T	R12M	✓	13.3	12.7	12.7	13.5	10.3	6.4	6.8	3	44	↑	20.0	RED	17.0	20.0	AMBER	24.3	23.6
SCS18	Children in Care in same placement for the last two years (for those in care for two and a half years or more)	H	MS	✓	N/A						N/A	N/A	N/A	N/A	N/A			68.7	69.0		
SCS19	Percentage of CIC Foster Care in KCC Foster Care/Rel & Friends placements (exc UASC)	H	MS	✓	N/A						N/A	N/A	N/A	N/A	N/A			N/A	N/A		
SCS29	Average number of days between becoming a child in care and moving in with an adoptive family	L	R12M	✓	N/A						N/A	N/A	N/A	N/A	N/A			442	480		
SCS34	Percentage of care leavers in education, employment or training (of those KCC is in touch with)	H	R12M	✓	N/A						N/A	N/A	N/A	N/A	N/A			N/A	N/A		
SCS37	Percentage of Case File Audits graded good or outstanding	H	R12M	✓	66.7	72.7	72.7	50.0	50.0	45.5	45.5	5	11	↔	85.0	RED	66.7	80.0	RED	N/A	N/A
SCS40	Percentage of case holding posts filled by permanent qualified social workers	H	MS	✓	73.8	87.5	87.5	81.3	75.0	68.8	68.8	11.0	16.0	↔	85.0	RED	67.6	85.0	RED	N/A	N/A
SCS42	Average caseloads in the CIC Teams	L	MS		N/A						N/A	N/A	N/A	N/A	N/A			N/A	N/A		
SCS43	Average caseloads in the CSWT Teams	L	MS		37.0	28.5	24.6	27.5	26.5	31.4	34.1	341	10.0	↓	18.0	RED	39.7	18.0	RED	N/A	N/A

Directorate Scorecard - Thanet District

Integrated Children's Services Monthly Indicators		Polarity	Data Period	QPR	Monthly Trends							Latest Month			DOT	Target 2023-24	RAG 2023-24	Kent Outturn 2022-23	Target 2022-23	RAG 2022-23	Benchmark Group 2021-22	England 2021-22
					Measure	Numerator	Denominator															
Thanet Margate EHU					Jun-23	Jul-23	Aug-23	Sep-23	Oct-23	Nov-23	Dec-23										SN or SE	
EH72-F	Percentage of referrals to an Early Help Unit where a previous episode ended within 12 months	L	R12M		30.5	31.0	30.9	30.8	30.8	29.4	30.2	159	526	↓	25.0	RED	29.8	25.0	AMBER	28	N/A	
EH52-F	Percentage of EH Assessments completed in the given month, within 6 weeks of allocation	H	MS		94.9	94.9	95.0	94.8	94.8	93.5	94.0	264	281	↑	85.0	GREEN	92.3	85.0	GREEN	N/A	N/A	
	Percentage of EH Unit Case Audits rated good or outstanding	H	R12M		90.0	80.0	80.0	80.0	80.0	90.0	90.0	9	10	↔	85.0	GREEN	87.5	80.0	GREEN	N/A	N/A	
EH16-F	Percentage of EH cases closed with outcomes achieved that come back to EH or CSWS in 3 mths	L	R12M		17.2	17.4	17.5	18.2	16.2	16.0	16.7	42	252	↓	15.0	AMBER	14.6	15.0	GREEN	N/A	N/A	
	Average Caseload within EH Units (Families)	L	MS		12.2	10.6	9.7	10.0	9.8	10.1	10.5	109	10.4	↓	15.0	GREEN	13.2	15.0	GREEN	N/A	N/A	
Thanet Ramsgate EHU					Jun-23	Jul-23	Aug-23	Sep-23	Oct-23	Nov-23	Dec-23											
EH72-F	Percentage of referrals to an Early Help Unit where a previous episode ended within 12 months	L	R12M		28.4	30.2	29.7	30.1	30.6	29.3	29.9	155	519	↓	25.0	AMBER	28.4	25.0	AMBER	28	N/A	
EH52-F	Percentage of EH Assessments completed in the given month, within 6 weeks of allocation	H	MS		94.2	93.1	93.7	93.6	93.7	93.7	93.2	232	249	↓	85.0	GREEN	95.9	85.0	GREEN	N/A	N/A	
	Percentage of EH Unit Case Audits rated good or outstanding	H	R12M		90.0	88.9	88.9	100.0	100.0	100.0	100.0	9	9	↔	85.0	GREEN	87.5	80.0	GREEN	N/A	N/A	
EH16-F	Percentage of EH cases closed with outcomes achieved that come back to EH or CSWS in 3 mths	L	R12M		9.6	9.7	10.5	9.3	9.3	10.3	9.6	21	218	↑	15.0	GREEN	8.1	15.0	GREEN	N/A	N/A	
	Average Caseload within EH Units (Families)	L	MS		10.1	9.7	9.0	9.9	9.4	9.0	10.1	101	10.0	↓	15.0	GREEN	10.5	15.0	GREEN	N/A	N/A	

Page 62

Integrated Children's Services Quarterly Indicators - Thanet		Polarity	Data Period	QPR	Quarterly Trends			Latest Quarter			DOT	Target 2023-24	RAG 2023-24	District Outturn 2022-23	Target 2022-23	RAG 2022-23	South East as at Jan 2023	England & Wales as at Jan 2023
					Q3 22-23	Q4 22-23	Q1 23-24	Rate	Numerator	Denominator								
					Q3 22-23	Q4 22-23	Q1 23-24	Q2 23-24										
CYPE8	Rate of proven re-offending by CYP	L	Q		21.1	16.4	17.1	16.2	11	68	↑	28.7	GREEN	16.4	30.0	GREEN	31.2	28.5

Directorate Scorecard - Thanet District

Education Monthly Indicators - Thanet		Polarity	Data Period	QPR	Monthly Trends						Latest Month			DOT	Target 2023-24	RAG 2023-24	District Outturn 2022-23	Target 2022-23	RAG 2022-23	Benchmark Group 2022-23	England 2022-23
					Measure	Numerator	Denominator	Measure	Numerator	Denominator											
					Jun-23	Jul-23	Aug-23	Sep-23	Oct-23	Nov-23	Dec-23										
APP17	Percentage of Education, Health and Care Plans (EHCPs) issued within 20 weeks	H	MS		10.5	4.0	0.0	6.3	5.0	10.5	9.1	1	11	↓	45	RED	53.8	60	AMBER	42.8	49.2
SISE71	Percentage of Year 12-13 age-group (16-17 year olds) not in education, employment or training (NEET) [seasonally impacted indicator]	L	MS		5.8	5.7	5.5	3.3	3.3	3.8	4.5	145	3,188	↓	2.8	RED	5.0	2.8	RED	2.5	2.8
CYPE1	Percentage of pupils being placed in independent or out-of-county special schools - Kent responsible EHCPs	L	MS		12.8	12.8	12.8	12.7	12.3	12.3	12.6	273	2,164	↓	9	RED	12.8	9	RED	N/A	N/A
EH43	Number of pupils permanently excluded from the primary phase - all Year R to Year 6 pupils	L	R12M		2	2	2	3	3	3	4	N/A	N/A	↓	N/A	N/A	2	N/A	N/A	N/A	N/A
EH44	Number of permanent exclusions from the secondary phase - all Year 7 to Year 14 pupils	L	R12M		4	4	4	5	4	4	3	N/A	N/A	↑	N/A	N/A	4	N/A	N/A	N/A	N/A
CYPE6	Percentage of Children Missing Education cases, closed within 30 school days	H	R12M		77.5	79.4	79.2	80.3	83.5	84.8	83.3	275	330	↓	90	RED	79.2	N/A	N/A	N/A	N/A
CYPE22	Percentage of CYP registered to EHE who receive contact and additional information within 10 school days of them being brought to our attention	H	R12M		55.9	54.3	54.3	50.6	50.6	42.6	41.7	113	271	↓	95	RED	54.3	N/A	N/A	N/A	N/A

Education Termly Indicators		Polarity	Data Period	QPR	Termly Trends			Latest Term			DOT	Target Autumn 2023-24	RAG 2023-24
					Measure	Numerator	Denominator	Measure	Numerator	Denominator			
					Autumn 22-23	Spring 22-23	Summer 22-23	Autumn 23-24					
APP17	Percentage of DWP and other identified eligible 2 year olds taking up a free early education place [seasonally impacted indicator]	H	T		78.5	77.5	73.8	86.5	428	495	↑	79.0	GREEN

Education Annual Indicators - Thanet		Polarity	Data Period	QPR	Annual Trends				Latest Year			Target 2022-23	RAG 2022-23	DOT	Target 2023-24	Benchmark Group 2022-23	England 2022-23
					Measure	Numerator	Denominator	Measure	Numerator	Denominator							
					2019-20	2020-21	2021-22	2022-23			SN or SE						
EY14	Percentage of pupils at EYFS achieving a Good Level of Development	H	A		N/A	N/A	60.1	61.2	955	1,561	67.5	RED	↑	69.0	69.6	67.2	
EY15	Percentage of pupils at EYFS achieving a Good Level of Development - FSM gap	L	A		N/A	N/A	13.5	21.0	N/A	N/A	19.7	AMBER	↓		23.6	20.4	
SISE4	Percentage of pupils at KS2 achieving age-related expectations in Reading, writing & mathematics	H	A		N/A	N/A	52.2	53.9	902	1,673	61.0	RED	↑	60.0	59	59	
SISE16	Percentage of pupils at KS2 achieving age-related expectations in Reading, writing & mathematics - FSM gap	L	A		N/A	N/A	22.6	22.8	N/A	N/A	22.0	AMBER	↓	24.0	27	22	
SISE12	Average score at KS4 in Attainment 8	H	A		N/A	N/A	43.9	44.0	N/A	1,437	51.0	RED	↑	48.0	47.4	46.3	
SISE19	Average score at KS4 in Attainment 8 - FSM gap	L	A		N/A	N/A	15.3	15.7	N/A	N/A	15.0	AMBER	↓	15.0	18.3	14.9	
CYPE23	Average point score per A Level entry at KS5 [School students only]	H	A		N/A	N/A	32.9	32.30	N/A	658.0	N/A	N/A			38.86	38.28	
CYPE24	Average point score per Applied General entry at KS5 [School students only]	H	A		N/A	N/A	32.2	30.49	N/A	648.5	N/A	N/A			32.22	33.31	
CYPE25	Average point score per Tech Level entry at KS5 [School students only]	H	A		N/A	N/A	47.0	40.36	N/A	28.0	N/A	N/A			34.48	34.82	
SEND10	Percentage of pupils with an Education, Health and Care Plan (EHCP) - Kent resident pupils	L	A		4.7	5.1	5.9	6.3	1,276	20,261	3.0	RED	↓	4.2	4.6	4.2	
CYPE2	Percentage of parents getting first preference of primary school	H	A		N/A	N/A	N/A	N/A	N/A	N/A					91.2	92.2	
CYPE3	Percentage of parents getting first preference of secondary school	H	A		N/A	N/A	N/A	N/A	N/A	N/A					83.3	83.3	
EH46	Percentage of pupils who are persistently absent from primary schools - all pupils based on 10% threshold	L	A		N/A	15.3	24.7	22.0					↑				
EH47	Percentage of pupils who are persistently absent from secondary schools - all pupils based on 10% threshold	L	A		N/A	14.5	31.3	32.2					↓				

Directorate Scorecard - Tonbridge and Malling District

Integrated Children's Services Monthly Indicators		Polarity	Data Period	QPR	Monthly Trends							Latest Month			DOT	Target 2023-24	RAG 2023-24	Kent Outturn 2022-23	Target 2022-23	RAG 2022-23	Benchmark Group 2022-23	England 2022-23
					Jun-23	Jul-23	Aug-23	Sep-23	Oct-23	Nov-23	Dec-23	Measure	Numerator	Denominator								
Sevenoaks North & Tonbridge and Malling CSWT																						
SCS03	Percentage re-referrals to Children's Social Work Services within 12 months of a previous referral (R12M)	L	R12M		23.7	23.9	24.0	23.1	24.5	23.7	24.6	439	1,788	↓	25.0	GREEN	22.4	25.0	GREEN	19.4	22.4	
SCS08	Percentage of Returner Interviews completed for those with SCS Involvement	H	R12M		76.0	76.6	77.6	75.0	80.0	76.2	79.5	35	44	↑	90.0	RED	81.8	90.0	AMBER	N/A	N/A	
SCS13	Percentage of children becoming subject to a child protection plan for the second or subsequent time	T	R12M	✓	24.3	22.8	23.5	21.8	23.6	27.3	24.4	31	127	↑	20.0	AMBER	24.4	20.0	AMBER	24.3	23.6	
SCS18	Children in Care in same placement for the last two years (for those in care for two and a half years or more)	H	MS	✓	N/A							N/A	N/A	N/A	N/A	N/A	N/A	N/A	68.7	69.0		
SCS19	Percentage of CIC Foster Care in KCC Foster Care/Rel & Friends placements (exc UASC)	H	MS	✓	N/A							N/A	N/A	N/A	N/A	N/A	N/A	N/A	N/A	N/A	N/A	
SCS29	Average number of days between becoming a child in care and moving in with an adoptive family	L	R12M	✓	N/A							N/A	N/A	N/A	N/A	N/A	N/A	N/A	N/A	442	480	
SCS34	Percentage of care leavers in education, employment or training (of those KCC is in touch with)	H	R12M	✓	N/A							N/A	N/A	N/A	N/A	N/A	N/A	N/A	N/A	N/A	N/A	
SCS37	Percentage of Case File Audits graded good or outstanding	H	R12M	✓	82.4	81.3	81.3	82.4	82.4	78.9	78.9	15	19	↔	85.0	AMBER	78.6	80.0	AMBER	N/A	N/A	
SCS40	Percentage of case holding posts filled by permanent qualified social workers	H	MS	✓	53.6	53.6	60.7	60.7	60.7	71.4	71.4	20.0	28.0	↔	85.0	RED	39.3	85.0	RED	N/A	N/A	
SCS42	Average caseloads in the CIC Teams	L	MS		N/A							N/A	N/A	N/A	N/A	N/A	N/A	N/A	N/A	N/A	N/A	
SCS43	Average caseloads in the CSWT Teams	L	MS		30.9	30.7	27.1	23.2	25.5	21.1	22.1	553	25.0	↓	18.0	RED	31.4	18.0	RED	N/A	N/A	
Sevenoaks North & Tonbridge and Malling EHU																						
EH12-F	Percentage of referrals to an Early Help Unit where a previous episode ended within 12 months	L	R12M		26.6	26.8	27.2	27.2	28.7	28.3	29.1	312	1,073	↓	25.0	AMBER	26.8	25.0	AMBER	28	N/A	
EH12-F	Percentage of EH Assessments completed in the given month, within 6 weeks of allocation	H	MS		98.5	98.7	98.5	98.2	98.0	97.7	97.9	560	572	↑	85.0	GREEN	97.8	85.0	GREEN	N/A	N/A	
	Percentage of EH Unit Case Audits rated good or outstanding	H	R12M		92.9	100.0	100.0	100.0	100.0	100.0	100.0	13	13	↔	85.0	GREEN	90.9	80.0	GREEN	N/A	N/A	
EH16-F	Percentage of EH cases closed with outcomes achieved that come back to EH or CSWS in 3 mths	L	R12M		11.5	13.2	13.5	13.9	13.7	13.7	13.0	57	440	↑	15.0	GREEN	11.8	15.0	GREEN	N/A	N/A	
	Average Caseload within EH Units (Families)	L	MS		16.6	16.5	11.8	14.3	13.5	15.3	14.0	238	17.0	↑	15.0	GREEN	13.5	15.0	GREEN	N/A	N/A	

Integrated Children's Services Quarterly Indicators - Tonbridge and Malling		Polarity	Data Period	QPR	Quarterly Trends				Latest Quarter			DOT	Target 2023-24	RAG 2023-24	District Outturn 2022-23	Target 2022-23	RAG 2022-23	South East as at Jan 2023	England & Wales as at Jan 2023
					Q3 22-23	Q4 22-23	Q1 23-24	Q2 23-24	Rate	Numerator	Denominator								
CYPE8	Rate of proven re-offending by CYP	L	Q		23.1	23.1	11.0	14.3	1	7	↑	28.7	GREEN	23.1	30.0	GREEN	31.2	28.5	

Directorate Scorecard - Tonbridge and Malling District

Education Monthly Indicators - Tonbridge and Malling		Polarity	Data Period	QPR	Monthly Trends						Latest Month			DOT	Target 2023-24	RAG 2023-24	District Outturn 2022-23	Target 2022-23	RAG 2022-23	Benchmark Group 2022-23	England 2022-23
											Measure	Numerator	Denominator								
					Jun-23	Jul-23	Aug-23	Sep-23	Oct-23	Nov-23	Dec-23										
APP17	Percentage of Education, Health and Care Plans (EHCPs) issued within 20 weeks	H	MS		30.0	22.2	15.4	13.3	0.0	14.3	0.0	0	23	↑	45	RED	31.2	60	RED	42.8	49.2
SISE71	Percentage of Year 12-13 age-group (16-17 year olds) not in education, employment or training (NEET) [seasonally impacted indicator]	L	MS		3.0	2.9	2.7	1.8	1.9	2.1	2.4	74	3,106	↓	2.8	GREEN	2.9	2.8	AMBER	2.5	2.8
CYPE1	Percentage of pupils being placed in independent or out-of-county special schools - Kent responsible EHCPs	L	MS		8.2	8.1	8.1	7.9	7.6	7.8	7.8	112	1,428	↔	9	GREEN	8.1	9	GREEN	N/A	N/A
EH43	Number of pupils permanently excluded from the primary phase - all Year R to Year 6 pupils	L	R12M		2	2	2	2	2	2	3	N/A	N/A	↓	N/A	N/A	2	N/A	N/A	N/A	N/A
EH44	Number of permanent exclusions from the secondary phase - all Year 7 to Year 14 pupils	L	R12M		7	9	8	8	7	7	7	N/A	N/A	↔	N/A	N/A	8	N/A	N/A	N/A	N/A
CYPE6	Percentage of Children Missing Education cases, closed within 30 school days	H	R12M		58.8	59.3	59.3	71.5	71.7	74.4	74.9	131	175	↑	90	RED	59.3	N/A	N/A	N/A	N/A
CYPE22	Percentage of CYP registered to EHE who receive contact and additional information within 10 school days of them being brought to our attention	H	R12M		65.9	61.1	59.2	57.3	54.2	43.7	41.2	79	192	↓	95	RED	59.2	N/A	N/A	N/A	N/A

Education Termly Indicators		Polarity	Data Period	QPR	Termly Trends			Latest Term			DOT	Target Autumn 2023-24	RAG 2023-24
								Measure	Numerator	Denominator			
					Autumn 22-23	Spring 22-23	Summer 22-23	Autumn 23-24					
APP17	Percentage of DWP and other identified eligible 2 year olds taking up a free early education place [seasonally impacted indicator]	H	T		68.3	68.9	64.3	74.1	192	259	↑	79.0	RED

Education Annual Indicators - Tonbridge and Malling		Polarity	Data Period	QPR	Annual Trends			Latest Year			Target 2022-23	RAG 2022-23	DOT	Target 2023-24	Benchmark Group 2022-23	England 2022-23
								Measure	Numerator	Denominator						
					2019-20	2020-21	2021-22	2022-23								
EY14	Percentage of pupils at EYFS achieving a Good Level of Development	H	A		N/A	N/A	70.6	69.8	1,143	1,638	67.5	GREEN	↓	69.0	69.6	67.2
EY15	Percentage of pupils at EYFS achieving a Good Level of Development - FSM gap	L	A		N/A	N/A	23.1	33.3	N/A	N/A	19.7	RED	↓		23.6	20.4
SISE4	Percentage of pupils at KS2 achieving age-related expectations in Reading, writing & mathematics	H	A		N/A	N/A	59.1	60.5	1,068	1,766	61.0	AMBER	↑	60.0	59	59
SISE16	Percentage of pupils at KS2 achieving age-related expectations in Reading, writing & mathematics - FSM gap	L	A		N/A	N/A	33.5	32.7	N/A	N/A	22.0	RED	↑	24.0	27	22
SISE12	Average score at KS4 in Attainment 8	H	A		N/A	N/A	55.9	53.3	N/A	1,736	51.0	GREEN	↓	48.0	47.4	46.3
SISE19	Average score at KS4 in Attainment 8 - FSM gap	L	A		N/A	N/A	23.0	22.1	N/A	N/A	15.0	RED	↑	15.0	18.3	14.9
CYPE23	Average point score per A Level entry at KS5 [School students only]	H	A		N/A	N/A	41.9	39.38	N/A	1989.5	N/A	N/A			38.86	38.28
CYPE24	Average point score per Applied General entry at KS5 [School students only]	H	A		N/A	N/A	32.5	30.71	N/A	502.5	N/A	N/A			32.22	33.31
CYPE25	Average point score per Tech Level entry at KS5 [School students only]	H	A		N/A	N/A	31.8	32.49	N/A	51.8	N/A	N/A			34.48	34.82
SEND10	Percentage of pupils with an Education, Health and Care Plan (EHCP) - Kent resident pupils	L	A		3.6	3.9	4.3	4.5	1,049	23,501	3.0	RED	↓	4.2	4.6	4.2
CYPE2	Percentage of parents getting first preference of primary school	H	A		N/A	N/A	N/A	N/A	N/A	N/A					91.2	92.2
CYPE3	Percentage of parents getting first preference of secondary school	H	A		N/A	N/A	N/A	N/A	N/A	N/A					83.3	83.3
EH46	Percentage of pupils who are persistently absent from primary schools - all pupils based on 10% threshold	L	A		N/A	5.5	15.5	14.3					↑			
EH47	Percentage of pupils who are persistently absent from secondary schools - all pupils based on 10% threshold	L	A		N/A	10.6	28.7	26.8					↑			

Directorate Scorecard - Tunbridge Wells District

Integrated Children's Services Monthly Indicators		Polarity	Data Period	QPR	Monthly Trends						Latest Month			DOT	Target 2023-24	RAG 2023-24	Kent Outturn 2022-23	Target 2022-23	RAG 2022-23	Benchmark Group 2022-23	England 2022-23
											Measure	Numerator	Denominator								
					Sevenoaks South & Tunbridge Wells CSWT						Jun-23	Jul-23	Aug-23								
SCS03	Percentage re-referrals to Children's Social Work Services within 12 months of a previous referral (R12M)	L	R12M		26.2	26.1	26.2	26.0	26.0	26.5	27.9	457	1,639	↓	25.0	AMBER	25.8	25.0	AMBER	19.4	22.4
SCS08	Percentage of Returner Interviews completed for those with SCS Involvement	H	R12M		90.9	89.1	86.0	81.8	82.2	79.5	80.0	36	45	↑	90.0	AMBER	96.1	90.0	GREEN	N/A	N/A
SCS13	Percentage of children becoming subject to a child protection plan for the second or subsequent time	T	R12M	✓	14.8	14.5	14.5	13.7	14.5	12.9	15.6	10	64	↑	20.0	AMBER	15.6	20.0	AMBER	24.3	23.6
SCS18	Children in Care in same placement for the last two years (for those in care for two and a half years or more)	H	MS	✓	N/A						N/A	N/A	N/A	N/A	N/A			68.7	69.0		
SCS19	Percentage of CIC Foster Care in KCC Foster Care/Rel & Friends placements (exc UASC)	H	MS	✓	N/A						N/A	N/A	N/A	N/A	N/A			N/A	N/A		
SCS29	Average number of days between becoming a child in care and moving in with an adoptive family	L	R12M	✓	N/A						N/A	N/A	N/A	N/A	N/A			442	480		
SCS34	Percentage of care leavers in education, employment or training (of those KCC is in touch with)	H	R12M	✓	N/A						N/A	N/A	N/A	N/A	N/A			N/A	N/A		
SCS37	Percentage of Case File Audits graded good or outstanding	H	R12M	✓	89.5	77.8	77.8	82.4	82.4	75.0	75.0	12	16	↔	85.0	AMBER	86.7	80.0	GREEN	N/A	N/A
SCS40	Percentage of case holding posts filled by permanent qualified social workers	H	MS	✓	82.8	74.3	74.3	83.8	76.2	71.4	76.2	16.0	21.0	↑	85.0	AMBER	78.1	85.0	AMBER	N/A	N/A
SCS42	Average caseloads in the CIC Teams	L	MS		N/A						N/A	N/A	N/A	N/A	N/A			N/A	N/A		
SCS43	Average caseloads in the CSWT Teams	L	MS		23.1	27.3	24.9	20.9	19.8	20.9	18.4	343	18.6	↑	18.0	AMBER	22.4	18.0	RED	N/A	N/A
Sevenoaks South & Tunbridge Wells EHU					Jun-23	Jul-23	Aug-23	Sep-23	Oct-23	Nov-23	Dec-23										
EH12-F	Percentage of referrals to an Early Help Unit where a previous episode ended within 12 months	L	R12M		26.1	26.5	27.5	28.6	28.9	28.2	27.9	250	897	↑	25.0	AMBER	25.7	25.0	AMBER	28	N/A
EH12-F	Percentage of EH Assessments completed in the given month, within 6 weeks of allocation	H	MS		89.8	93.5	95.5	96.2	97.1	97.8	97.6	410	420	↓	85.0	GREEN	87.8	85.0	GREEN	N/A	N/A
	Percentage of EH Unit Case Audits rated good or outstanding	H	R12M		60.0	70.0	70.0	70.0	70.0	80.0	80.0	8	10	↔	85.0	AMBER	50.0	80.0	RED	N/A	N/A
EH16-F	Percentage of EH cases closed with outcomes achieved that come back to EH or CSWS in 3 mths	L	R12M		14.4	13.7	13.5	13.1	13.4	13.1	12.6	41	325	↑	15.0	GREEN	13.0	15.0	GREEN	N/A	N/A
	Average Caseload within EH Units (Families)	L	MS		13.4	14.1	11.4	12.3	13.5	15.6	14.9	164	11.0	↑	15.0	GREEN	12.8	15.0	GREEN	N/A	N/A

Integrated Children's Services Quarterly Indicators - Tunbridge Wells		Polarity	Data Period	QPR	Quarterly Trends			Latest Quarter			DOT	Target 2023-24	RAG 2023-24	District Outturn 2022-23	Target 2022-23	RAG 2022-23	South East as at Jan 2023	England & Wales as at Jan 2023
								Rate	Numerator	Denominator								
					Q3 22-23	Q4 22-23	Q1 23-24	Q2 23-24										
CYPE8	Rate of proven re-offending by CYP	L	Q		22.2	20.1	9.0	11.1	1	9	↑	28.7	GREEN	20.1	30.0	GREEN	31.2	28.5

Directorate Scorecard - Tunbridge Wells District

Education Monthly Indicators - Tunbridge Wells		Polarity	Data Period	QPR	Monthly Trends							Latest Month			DOT	Target 2023-24	RAG 2023-24	District Outturn 2022-23	Target 2022-23	RAG 2022-23	Benchmark Group 2022-23	England 2022-23		
					Measure	Numerator	Denominator	Jun-23	Jul-23	Aug-23	Sep-23	Oct-23	Nov-23	Dec-23										
																							SN or SE	
APP17	Percentage of Education, Health and Care Plans (EHCPs) issued within 20 weeks	H	MS		16.7	50.0	0.0	20.0	10.0	11.8	7.7	1	13	↓	45	RED	24.4	60	RED	42.8	49.2			
SISE71	Percentage of Year 12-13 age-group (16-17 year olds) not in education, employment or training (NEET) [seasonally impacted indicator]	L	MS		2.3	2.3	2.2	1.3	1.4	1.4	1.9	57	2,982	↓	2.8	GREEN	2.3	2.8	GREEN	2.5	2.8			
CYPE1	Percentage of pupils being placed in independent or out-of-county special schools - Kent responsible EHCPs	L	MS		9.0	9.1	10.1	10.4	9.9	9.9	10.2	94	923	↓	9	AMBER	10.1	9	AMBER	N/A	N/A			
EH43	Number of pupils permanently excluded from the primary phase - all Year R to Year 6 pupils	L	R12M		0	0	0	0	0	0	N/A	N/A	↔	N/A	N/A	0	N/A	N/A	N/A	N/A				
EH44	Number of permanent exclusions from the secondary phase - all Year 7 to Year 14 pupils	L	R12M		7	6	6	4	4	7	7	N/A	N/A	↔	N/A	N/A	6	N/A	N/A	N/A	N/A			
CYPE6	Percentage of Children Missing Education cases, closed within 30 school days	H	R12M		65.8	71.9	72.0	76.9	79.5	82.4	77.3	99	128	↓	90	RED	72.0	N/A	N/A	N/A	N/A			
CYPE22	Percentage of CYP registered to EHE who receive contact and additional information within 10 school days of them being brought to our attention	H	R12M		64.9	63.0	62.6	61.3	62.1	54.9	53.6	90	168	↓	95	RED	62.6	N/A	N/A	N/A	N/A			

Education Termly Indicators		Polarity	Data Period	QPR	Termly Trends			Latest Term			DOT	Target Autumn 2023-24	RAG 2023-24			
					Measure	Numerator	Denominator	Autumn 22-23	Spring 22-23	Summer 22-23				Autumn 23-24		
EDP1	Percentage of DWP and other identified eligible 2 year olds taking up a free early education place [seasonally impacted indicator]	H	T		70.1	65.8	62.3	78.8	156	198	↑	79.0	AMBER			

Education Annual Indicators - Tunbridge Wells		Polarity	Data Period	QPR	Annual Trends				Latest Year			Target 2022-23	RAG 2022-23	DOT	Target 2023-24	Benchmark Group 2022-23	England 2022-23		
					Measure	Numerator	Denominator	2019-20	2020-21	2021-22	2022-23								
																			SN or SE
EY14	Percentage of pupils at EYFS achieving a Good Level of Development	H	A		N/A	N/A	66.6	69.2	844	1,220	67.5	GREEN	↑	69.0	69.6	67.2			
EY15	Percentage of pupils at EYFS achieving a Good Level of Development - FSM gap	L	A		N/A	N/A	29.3	28.0	N/A	N/A	19.7	RED	↑		23.6	20.4			
SISE4	Percentage of pupils at KS2 achieving age-related expectations in Reading, writing & mathematics	H	A		N/A	N/A	63.4	63.4	867	1,368	61.0	GREEN	↑	60.0	59	59			
SISE16	Percentage of pupils at KS2 achieving age-related expectations in Reading, writing & mathematics - FSM gap	L	A		N/A	N/A	31.1	38.2	N/A	N/A	22.0	RED	↓	24.0	27	22			
SISE12	Average score at KS4 in Attainment 8	H	A		N/A	N/A	56.6	53.5	N/A	1,690	51.0	GREEN	↓	48.0	47.4	46.3			
SISE19	Average score at KS4 in Attainment 8 - FSM gap	L	A		N/A	N/A	18.2	22.3	N/A	N/A	15.0	RED	↓	15.0	18.3	14.9			
CYPE23	Average point score per A Level entry at KS5 [School students only]	H	A		N/A	N/A	42.4	37.75	N/A	2789.5	N/A	N/A			38.86	38.28			
CYPE24	Average point score per Applied General entry at KS5 [School students only]	H	A		N/A	N/A	33.2	29.20	N/A	224.5	N/A	N/A			32.22	33.31			
CYPE25	Average point score per Tech Level entry at KS5 [School students only]	H	A		N/A	N/A	37.3	37.22	N/A	88.0	N/A	N/A			34.48	34.82			
SEND10	Percentage of pupils with an Education, Health and Care Plan (EHCP) - Kent resident pupils	L	A		3.4	3.7	3.9	4.2	822	19,701	3.0	RED	↓	4.2	4.6	4.2			
CYPE2	Percentage of parents getting first preference of primary school	H	A		N/A	N/A	N/A	N/A	N/A	N/A					91.2	92.2			
CYPE3	Percentage of parents getting first preference of secondary school	H	A		N/A	N/A	N/A	N/A	N/A	N/A					83.3	83.3			
EH46	Percentage of pupils who are persistently absent from primary schools - all pupils based on 10% threshold	L	A		N/A	6.6	15.9	14.6					↑						
EH47	Percentage of pupils who are persistently absent from secondary schools - all pupils based on 10% threshold	L	A		N/A	7.5	23.4	21.0					↑						

Data Sources for Current Report

Code	Indicator	Source Description	Latest data Description	Latest data release date
<b>Activity-Volume Measures</b>				
CYPE10	Number of Primary Schools	MI School Census Database	Oct 2023 School Census	Jan 2024
CYPE11	Number of Secondary Schools	MI School Census Database	Oct 2023 School Census	Jan 2024
CYPE12	Number of Special Schools	MI School Census Database	Oct 2023 School Census	Jan 2024
CYPE13	Total pupils on roll in Primary Schools	MI School Census Database	Oct 2023 School Census	Jan 2024
CYPE14	Total pupils on roll in Secondary Schools	MI School Census Database	Oct 2023 School Census	Jan 2024
CYPE15	Total pupils on roll in Special Schools	MI School Census Database	Oct 2023 School Census	Jan 2024
CYPE16	Percentage of Primary School pupils eligible for Free School Meals	MI School Census Database	Oct 2023 School Census	Jan 2024
CYPE17	Percentage of Secondary School pupils eligible for Free School Meals	MI School Census Database	Oct 2023 School Census	Jan 2024
CYPE18	Percentage of Special School pupils eligible for Free School Meals	MI School Census Database	Oct 2023 School Census	Jan 2024
EY8	Percentage of EY settings with Good or Outstanding Ofsted Judgements - Overall Effectiveness (non-domestic premises)	MI Ofsted Database	Inspections as at end of Dec 2023	Jan 2024
SISE35	Percentage of Primary Schools with Good or Outstanding Ofsted Judgements - Overall Effectiveness	MI Ofsted Database	Inspections as at end of Dec 2023	Jan 2024
SISE36	Percentage of Secondary Schools with Good or Outstanding Ofsted Judgements - Overall Effectiveness	MI Ofsted Database	Inspections as at end of Dec 2023	Jan 2024
SISE37	Percentage of Special Schools with Good or Outstanding Ofsted Judgements - Overall Effectiveness	MI Ofsted Database	Inspections as at end of Dec 2023	Jan 2024
CYPE19	Number of requests for SEND statutory assessment	Synergy reporting	Snapshot data as at end of Dec 2023	Jan 2024
EH71-C	Rate of notifications received into Early Help per 10,000 of the 0-17 population (inclusive, rolling 12 months)	Early Help module	Rolling 12 months up to end of Dec 2023	Jan 2024
SCS02	Rate of referrals to Children's Social Work Services per 10,000 of the 0-17 population (inclusive, rolling 12 months)	Liberi	Rolling 12 months up to end of Dec 2023	Jan 2024
FD01	Number of contacts processed in the Front Door	Early Help module	Children referred during the month of Dec 2023	Jan 2024
FD14	Number of Information, Advice and Guidance contacts processed in the Front Door	Early Help module	Children referred during the month of Dec 2023	Jan 2024
FD02	Number of contacts processed in the Front Door which met the threshold for CSWS involvement	Early Help module	Children referred during the month of Dec 2023	Jan 2024
FD03	Number of contacts processed in the Front Door which proceeded to Early Help	Early Help module	Children referred during the month of Dec 2023	Jan 2024
EH05	Number of cases open to Early Help Units	Early Help module	Snapshot data as at end of Dec 2023	Jan 2024
SCS01	Number of open Social Work cases	Liberi	Snapshot data as at end of Dec 2023	Jan 2024
	Number of Child Protection cases	Liberi	Snapshot data as at end of Dec 2023	Jan 2024
	Number of Children in Care	Liberi	Snapshot data as at end of Dec 2023	Jan 2024
	Number of Care Leavers	Liberi	Snapshot data as at end of Dec 2023	Jan 2024
EH35	Number of First Time Entrants into the Youth Justice system	MI monthly reporting (CareDirector Youth)	Rolling 12 months up to Dec 2023	Jan 2024
FS3	Number of Focused Support Requests started during the month	Core+	Snapshot data as at end of Dec 2023	Jan 2024
FS3a	Number of Focused Support Requests started during the month - by Children Centre	Core+	Snapshot data as at end of Dec 2023	Jan 2024
FS3b	Number of Focused Support Requests started during the month - by Youth Hub	Core+	Snapshot data as at end of Dec 2023	Jan 2024
FS8	Percentage of Focused Support Requests supported by Open Access after 3 months	Core+	Snapshot data as at end of Dec 2023	Jan 2024
TS3	Number of Clients supported (interventions and sessions)	Core+	Snapshot data as at end of Dec 2023	Jan 2024
<b>SEND Indicators</b>				
APP17	Percentage of Education, Health and Care Plans (EHCPs) issued within 20 weeks	Synergy - monthly reported data	Snapshot data as at end of Dec 2023	Jan 2024
APP17-N	Total number of EHCPs issued within 20 weeks	Synergy - monthly reported data	Snapshot data as at end of Dec 2023	Jan 2024
APP17-D	Total number of EHCPs issued	Synergy - monthly reported data	Snapshot data as at end of Dec 2023	Jan 2024
APP17-A	Average duration in days from assessment request to EHCP completion	Synergy - monthly reported data	Snapshot data as at end of Dec 2023	Jan 2024
APP-EP	Percentage of assessment requests sent to Educational Psychology returned within 6 weeks	Synergy - monthly reported data	Snapshot data as at end of Dec 2023	Jan 2024
CYPE1	Percentage of pupils being placed in independent or out-of-county special schools - Kent responsible EHCPs	Synergy - monthly reported data	Snapshot data as at end of Dec 2023	Jan 2024
	Percentage of open Educational Psychology referrals waiting more than 6 weeks	Synergy - monthly reported data	Snapshot data as at end of Dec 2023	Jan 2024
	Percentage of SEND statutory assessment requests waiting more than 20 weeks	Synergy - monthly reported data	Snapshot data as at end of Dec 2023	Jan 2024
	Percentage of audited EHCPs rated good or better			July 2023



Data Sources for Current Report

Code	Indicator	Source Description	Latest data Description	Latest data release date
<b>Key Performance Indicators</b>				
SCS03	Percentage re-referrals to Children's Social Work Services within 12 months of a previous referral (R12M)	Liberi	Rolling 12 months up to Dec 2023	Jan 2024
SCS08	Percentage of Returner Interviews completed for those with SCS Involvement	Liberi	Rolling 12 months up to Dec 2023	Jan 2024
SCS13	Percentage of children becoming subject to a child protection plan for the second or subsequent time	Liberi	Rolling 12 months up to Dec 2023	Jan 2024
SCS18	Children in Care in same placement for the last two years (for those in care for two and a half years or more)	Liberi	Snapshot as at Dec 2023	Jan 2024
SCS19	Percentage of CIC Foster Care in KCC Foster Care/Rel & Friends placements (exc UASC)	Liberi	Snapshot as at Dec 2023	Jan 2024
SCS29	Average number of days between becoming a child in care and moving in with an adoptive family	Liberi	Rolling 12 months up to Dec 2023	Jan 2024
SCS34	Percentage of care leavers in education, employment or training (of those KCC is in touch with)	Liberi	Rolling 12 months up to Dec 2023	Jan 2024
SCS37	Percentage of Case File Audits graded good or outstanding	Liberi	Rolling 12 months up to Dec 2023	Jan 2024
SCS40	Percentage of case holding posts filled by permanent qualified social workers	Area Staffing Spreadsheets	Snapshot as at Dec 2023	Jan 2024
SCS42	Average caseloads in the CIC Teams	Liberi / Area Staffing Spreadsheets	Snapshot as at Dec 2023	Jan 2024
SCS43	Average caseloads in the CSWT Teams	Liberi / Area Staffing Spreadsheets	Snapshot as at Dec 2023	Jan 2024
EH72-F	Percentage of referrals to an Early Help Unit where a previous episode ended within 12 months	Early Help module	Snapshot as at Dec 2023	Jan 2024
EH52-F	Percentage of EH Assessments completed in the given month, within 6 weeks of allocation	Early Help module	Snapshot as at Dec 2023	Jan 2024
	Percentage of EH Unit Case Audits rated good or outstanding	Early Help module	Snapshot as at Dec 2023	Jan 2024
EH16-F	Percentage of EH cases closed with outcomes achieved that come back to EH or CSWS in 3 mths	Early Help module	Snapshot as at Dec 2023	Jan 2024
	Average Caseload within EH Units (Families)	Early Help module	Snapshot as at Dec 2023	Jan 2024
CYPE8	Rate of proven re-offending by CYP	MOJ quarterly reporting	Data for Jul 2020 to June 2021 cohort	Oct 2023
SISE2	Percentage of Year 12-13 age-group (16-17 year olds) not in education, employment or training (NEET)	Monthly submission to DfE via NCCIS for KCC	Snapshot as at Dec 2021	Jan 2024
CYPE10	Percentage of pupils being placed in independent or out-of-county special schools - Kent responsible EHCPs	Synergy - monthly reported data	Snapshot as at Dec 2023	Jan 2024
EH43	Number of pupils permanently excluded from the primary phase - all Year R to Year 6 pupils	Synergy - monthly reported data	Rolling 12 months up to Dec 2023	Jan 2024
EH44	Number of pupils permanently excluded from the secondary phase - all Year 7 to Year 14 pupils	Synergy - monthly reported data	Rolling 12 months up to Dec 2023	Jan 2024
CYPE6	Percentage of Children Missing Education cases, closed within 30 school days	Fair Access Team Synergy reporting	Rolling 12 months up to Dec 2023	Jan 2024
CYPE22	Percentage of CYP registered to EHE who receive contact and additional information within 10 school days of them being brought to our attention	Fair Access Team Synergy reporting	Rolling 12 months up to Dec 2023	Jan 2024
EY2	Percentage of DWP and other identified eligible 2 year olds taking up a free early education place	FF2 Team in Early Years & Childcare	Snapshot as at December 2022	Dec 2023
EY14	Percentage of pupils at EYFS achieving a Good Level of Development	End of year assessments based on EYFSP framework	2022-23 DfE Published (LA) MI Calcs (District)	Nov 2023
EY15	Percentage of pupils at EYFS achieving a Good Level of Development - FSM Eligible achievement gap	End of year assessments based on EYFSP framework	2022-23 DfE Published (LA) MI Calcs (District)	Nov 2023
SISE4	Percentage of pupils at KS2 achieving age-related expectations in Reading, writing & mathematics	Test/TA results for end of academic year	2022-23 DfE Published (LA) MI Calcs (District)	Dec 2023
SISE16	Percentage of pupils at KS2 achieving age-related expectations in Reading, writing & mathematics - FSM gap	Test/TA results for end of academic year	2022-23 DfE Published (LA) MI Calcs (District)	Dec 2023
SISE12	Average score at KS4 in Attainment 8	Test results for end of academic year	2022-23 DfE Published (LA) NPD (District)	Feb 2024
SISE19	Average score at KS4 in Attainment 8 - FSM gap	Test results for end of academic year	2022-23 DfE Published (LA) NPD (District)	Feb 2024
CYPE23	Average point score per A Level entry at KS5 [School students only]	Test results for end of academic year	2022-23 DfE Published (LA) NPD (District)	Feb 2024
CYPE24	Average point score per Applied General entry at KS5 [School students only]	Test results for end of academic year	2022-23 DfE Published (LA) NPD (District)	Feb 2024
CYPE25	Average point score per Tech Level entry at KS5 [School students only]	Test results for end of academic year	2022-23 DfE Published (LA) NPD (District)	Feb 2024
SEND10	Percentage of pupils with a Statement or Education, Health and Care Plan (EHCP) - Kent resident pupils	DfE annual snapshot based on school census	Snapshot as at January 2023	June 2023
CYPE2	Percentage of parents getting first preference of primary school	Admissions school places offered for start of academic year	Offers data for academic year 2023-24	June 2023
CYPE3	Percentage of parents getting first preference of secondary school	Admissions school places offered for start of academic year	Offers data for academic year 2023-24	June 2023
EH46	Percentage of pupils who are persistently absent from primary schools - all pupils based on 10% threshold	Aut/Spr data for academic year 2022-23	2022-23 MI Calcs (LA & Distr)	Jan 2024
EH47	Percentage of pupils who are persistently absent from secondary schools - all pupils based on 10% threshold	Aut/Spr data for academic year 2022-23	2022-23 MI Calcs (LA & Distr)	Jan 2024

Indicator Definitions

Code	Indicator	Definition
<b>Activity-Volume Measures</b>		
CYPE10	Number of Primary Schools	The number of Kent maintained Primary schools (excluding Nurseries) and Primary academies (including Free Schools). Total is as at the latest available termly school census.
CYPE11	Number of Secondary Schools	The number of Kent maintained Secondary schools and Secondary academies (including Free Schools). Total is as at the latest available termly school census.
CYPE12	Number of Special Schools	The number of Kent maintained Special schools and Special academies. Total is as at the latest available termly school census.
CYPE13	Total pupils on roll in Primary Schools	The number of pupils on roll in Kent maintained Primary schools (excluding Nurseries) and Primary academies (including Free Schools). Total excludes guest and subsidiary pupils and is as at the latest available termly school census.
CYPE14	Total pupils on roll in Secondary Schools	The number of pupils on roll in Kent maintained Secondary schools and Secondary academies (including Free Schools). Total excludes guest and subsidiary pupils and is as at the latest available termly school census.
CYPE15	Total pupils on roll in Special Schools	The number of pupils on roll in Kent maintained Special schools and Special academies. Total excludes guest and subsidiary pupils and is as at the latest available termly school census.
CYPE16	Percentage of Primary School pupils eligible for Free School Meals	The number of pupils eligible for Free School Meals in Kent maintained Primary schools (excluding Nurseries) and Primary academies (including Free Schools) as a proportion of all pupils on roll. Totals for both numerator and denominator are for statutory aged pupils only and excludes guest and subsidiary pupils. Data is as at the latest available termly school census.
CYPE17	Percentage of Secondary School pupils eligible for Free School Meals	The number of pupils eligible for Free School Meals in Kent maintained Secondary schools and Secondary academies (including Free Schools) as a proportion of all pupils on roll. Totals for both numerator and denominator are for statutory aged pupils only and excludes guest and subsidiary pupils. Data is as at the latest available termly school census.
CYPE18	Percentage of Special School pupils eligible for Free School Meals	The number of pupils eligible for Free School Meals in Kent maintained Special schools and Special academies as a proportion of all pupils on roll. Totals for both numerator and denominator are for statutory aged pupils only and excludes guest and subsidiary pupils. Data is as at the latest available termly school census.
EY8	Percentage of EY settings with Good or Outstanding Ofsted Judgements - Overall Effectiveness (non-domestic premises)	The percentage of Kent Early Years settings (non-domestic premises only), judged good or outstanding for overall effectiveness in their latest inspection, as a proportion of all inspected Kent Early Years settings (non domestic premises only).
SISE35	Percentage of Primary Schools with Good or Outstanding Ofsted Judgements - Overall Effectiveness	The percentage of Kent maintained Primary schools and Primary academies judged good or outstanding for Overall Effectiveness in their latest inspection, as a proportion of all inspected Kent maintained Primary schools and Primary academies.
SISE36	Percentage of Secondary Schools with Good or Outstanding Ofsted Judgements - Overall Effectiveness	The percentage of Kent maintained Secondary schools and Secondary academies judged good or outstanding for Overall Effectiveness in their latest inspection, as a proportion of all inspected Kent maintained Secondary schools and Secondary academies.
SISE37	Percentage of Special Schools with Good or Outstanding Ofsted Judgements - Overall Effectiveness	The percentage of Kent maintained Special schools and Special academies judged good or outstanding for Overall Effectiveness in their latest inspection, as a proportion of all inspected Kent maintained Special schools and Special academies.
CYPE19	Number of requests for SEND statutory assessment	The number of initial requests for assessment for Education, Health and Care Plans (EHCPs) for 0-25 year olds in Kent LA.
EH71-C	Rate of notifications received into Early Help per 10,000 of the 0-17 population (inclusive, rolling 12 months)	The total number of referrals to an Early Help Unit completed during the corresponding reporting month per 10,000 (Population figures are updated upon receipt of the latest ONS Mid Year population estimates). This is a child level indicator.
SCS02	Rate of referrals to Children's Social Work Services per 10,000 of the 0-17 population (inclusive, rolling 12 months)	This indicator shows the rate of referrals received by Children's Social Work Services. Numerator: Number of referrals (rolling 12 month period). Denominator: child population figure divided by 10,000 (Population figures are updated upon receipt of the latest ONS Mid Year Estimates).
FD01-C	Number of contacts processed in the Front Door	The total number of notifications received during the corresponding reporting month that were processed by the Front Door. District and Area splits are not available for this indicator. The data includes all contact reasons processed by the Front Door. This is a child level indicator.
FD14-C	Number of Information, Advice and Guidance contacts processed in the Front Door	The total number of notifications with a contact outcome of "Information, Advice & Guidance" received during the corresponding reporting month that were processed by the Front Door. District and Area splits are not available for this indicator. The data includes all contact reasons processed by the Front Door. This is a child level indicator.

Indicator Definitions

Code	Indicator	Definition
<b>Activity-Volume Measures (Continued)</b>		
FD02-C	Number of contacts processed in the Front Door which met the threshold for CSWS involvement	The total number of notifications with a contact outcome of "Threshold met for CSWS" received during the corresponding reporting month that were processed by the Front Door. District and Area splits are not available for this indicator. The data includes all contact reasons processed by the Front Door. This is a child level indicator.
FD03-C	Number of contacts processed in the Front Door which proceeded to Early Help	The total number of notifications with a contact outcome of "Proceed to Early Help Unit" received during the corresponding reporting month that were processed by the Front Door. District and Area splits are not available for this indicator. The data includes all contact reasons processed by the Front Door. This is a child level indicator.
EH05-F	Number of cases open to Early Help Units	The number of open cases as at the end of the corresponding reporting month. The data includes all cases sent to units at Early Help Record stage prior to the end of the month. This is a family level indicator.
SCS01	Number of open Social Work cases	The total caseload figures for Children's Social Work Services.
	Number of Child Protection cases	The number of Children who have a Child Protection Plan as at the end of the corresponding reporting month.
	Number of Children in Care	The number of Children in Care as at the end of the corresponding reporting month.
	Number of Care Leavers	The number of Care Leavers as at the end of the corresponding reporting month.
EH3	Number of First Time Entrants into the Youth Justice system	First time entrants are defined as young people (aged 10 – 17 years) who receive their first substantive outcome (relating to a Youth Caution with or without an intervention, or a Conditional Caution or a Court disposal for those who go directly to Court without a Youth Caution or Conditional Caution).
FS3	Number of Focused Support Requests started during the month	The total number of focused support referrals started in the month. The total is the number of family referrals, not number of clients.
FS3a	Number of Focused Support Requests started during the month - by Children Centre	The total number of focused support referrals started in the month by Children Centre. The total is the number of family referrals, not number of clients.
FS3b	Number of Focused Support Requests started during the month - by Youth Hub	The total number of focused support referrals started in the month by Youth Hub. The total is the number of family referrals, not number of clients.
FS8	Percentage of Focused Support Requests supported by Open Access after 3 months	Percentage of referrals still supported by Open Access within 3 months of focus support closing (Further Engagement). Reported month is the date three months after focus support closed date. Further engagement is at least one member of the family to have attended any type of session or taken part in a client/family intervention. Interventions counted as successful are as follows: 'Direct Intervention outside of a group setting', 'Direct Intervention in group setting', 'Email/Telephone/Text', 'Meeting - Client(s) present', 'FF2 Contact', 'NEET Contact', 'Contact with Client'.
TS3	Number of Clients supported (interventions and sessions)	Number of distinct clients who have attended at least one session or client/family intervention (excluding focused support) within the month.

Indicator Definitions

Code	Indicator	Definition
<b>SEND Indicators</b>		
APP17	Percentage of Education, Health and Care Plans (EHCPs) issued within 20 weeks	The percentage of Education and Health Care Plans that are issued within 20 weeks as a proportion of all such plans. The data is a snapshot at the end of the month. An education, health and care plan (EHCP) replaced statements and are for children and young people aged up to 25 who need more support than is available through special educational needs support.
APP17-N	Total number of EHCPs issued within 20 weeks	The number of Education and Health Care Plans that are issued within 20 weeks. The data is a snapshot at the end of the month. An education, health and care plan (EHCP) replaced statements and are for children and young people aged up to 25 who need more support than is available through special educational needs support.
APP17-D	Total number of EHCPs issued	The total number of Education and Health Care Plans that are issued. The data is a snapshot at the end of the month. An education, health and care plan (EHCP) replaced statements and are for children and young people aged up to 25 who need more support than is available through special educational needs support.
APP17-A	Average duration in days from assessment request to EHCP completion	
APP-EP	Percentage of assessment requests sent to Educational Psychology returned within 6 weeks	The percentage of Educational Psychology assessments returned within a 6 week timeframe as a proportion of all such requests.
CYPE1	Percentage of pupils being placed in independent or out-of-county special schools - Kent responsible EHCPs	The number of pupils with an EHCP that are placed in independent Special schools or out-of-county Special schools as a percentage of the total number of pupils with an EHCP
Page 72	Percentage of open Educational Psychology referrals waiting more than 6 weeks	The percentage of open referrals to the educational psychology service that have been waiting more than 6 weeks as a proportion of all such cases. The data is a snapshot at the end of the month.
	Percentage of SEND statutory assessment requests waiting more than 20 weeks	The percentage of cases where a request for a statutory assessment has been made but no final EHCP has been issued that have been waiting more than 20 weeks as a proportion of all such cases. The data is a snapshot at the end of the month.
	Percentage of audited EHCPs rated good or better	
<b>Key Performance Indicators</b>		
SCS03	Percentage re-referrals to Children's Social Work Services within 12 months of a previous referral (R12M)	The percentage of referrals to SCS in the last 12 months where the previous referral date (if any) is within 12 months of the new referral date.
SCS08	Percentage of Returner Interviews completed for those with SCS Involvement	The percentage of returner interviews completed in the last 12 months where the case was open to SCS at the point the child went missing and the child was aged under 18 at the point of going missing.
SCS13	Percentage of children becoming subject to a child protection plan for the second or subsequent time	The percentage of children who become subject to a Child Protection Plan during the last 12 months who have been subject to a previous plan.
SCS18	Children in Care in same placement for the last two years (for those in care for two and a half years or more)	The percentage of Children in Care aged under 16 at the snapshot date who had been looked after continuously for at least 2.5 years who were living in the same placement for at least 2 years, or are placed for adoption and their adoptive placement together with their previous placement together last for at least 2 years.
SCS19	Percentage of CIC Foster Care in KCC Foster Care/Rel & Friends placements (exc UASC)	The percentage of Kent Children in Care at the snapshot date who are in Foster Care and are placed with KCC Foster Carers or with Relatives and Friends. UASC are excluded
SCS29	Average number of days between becoming a child in care and moving in with an adoptive family	The average number of days between becoming a Looked After Child and moving in with Adoptive Family (for children who have been Adopted in the last 12 months)
SCS34	Percentage of care leavers in education, employment or training (of those KCC is in touch with)	The percentage of relevant and former relevant care leavers who we were in contact with in a 4 month window around their birthday who were aged 17, 18, 19, 20 or 21 and were in education, employment or training.
SCS37	Percentage of Case File Audits graded good or outstanding	The percentage of all completed case audits in the last 12 months where the overall grading was good or outstanding

Indicator Definitions

Code	Indicator	Definition
<b>Key Performance Indicators (Continued)</b>		
SCS40	Percentage of case holding posts filled by permanent qualified social workers	The percentage of case holding posts (FTE) at the snapshot date which are held by qualified social workers employed by Kent County Council.
SCS42	Average caseloads in the CIC Teams	The average caseload of social workers within district based CIC Teams at the snapshot date.
SCS43	Average caseloads in the CSWT Teams	The average caseload of social workers within the district based Children's Social Work Teams (CSWTs) at the snapshot date.
EH72-F	Percentage of re-referrals to an Early Help Unit within 12 months of a previous Unit case (R12M)	The percentage of referrals into an EH Unit (R12M) that previously had an episode open to an Early Help Unit in the preceding 12 months. The data only looks at referrals allocated to a Unit. It is calculated using a comparison between the episode end date of the previous episode and the episode start date of the subsequent referral.
EH52-F	Percentage of Assessments completed in the given month, within 6 weeks of allocation	The percentage of assessments completed in the reporting month, where the assessment was completed within 30 working days of allocation.
	Percentage of EH Unit Case Audits rated good or outstanding	The percentage of all EH Unit completed case audits in the last 12 months where the overall grading was good or outstanding
EH19-F	Percentage of EH cases closed with outcomes achieved that come back to EH or CSWS in 3 mths	The percentage of EH cases that have been closed with an outcome of "outcomes achieved" and then came back into either EH or CSWS in the next 3 months. Please note that there is a 3 month time lag on this data so the result shown for May 2020 is actually looking at all EH Closures in the 12 months up to February 2020.
	Average Caseload within EH Units (Families)	Definition to be confirmed.
CYPE8	Rate of proven re-offending by CYP	An offender enters the cohort if they are released from custody, received a non-custodial conviction at court or received a reprimand or warning (caution) in a three month period. A proven reoffence is defined as any offence committed in a one year follow-up period that leads to a court conviction, caution, reprimand or warning in the one year follow-up or within a further six month waiting period to allow the offence to be proven in court. <b>It is important to note that this is not comparable to previous proven reoffending publications which reported on a 12 month cohort.</b>
SISE71	Percentage of Year 12-13 age-group (16-17 year olds) not in education, employment or training (NEET)	The percentage of young people who have left compulsory education, up until the end of National Curriculum Year 13, who have not achieved a positive education, employment or training destination.
EH43	Number of pupils permanently excluded from the primary phase - all Year R to Year 6 pupils	The total number of pupils in Year R to Year 6 that have been permanently excluded from a Kent maintained Primary school, Special school or Pupil Referral Unit (PRU) or Primary academy or Special academy during the last 12 months.
EH44	Number of pupils permanently excluded from the secondary phase - all Year 7 to Year 14 pupils	The total number of pupils in Year 7 to Year 14 that have been permanently excluded from a Kent maintained Secondary school, Special school or Pupil Referral Unit (PRU) or Secondary academy or Special academy during the last 12 months.
CYPE6	Percentage of Children Missing Education cases, closed within 30 school days	The number of closed cases within 30 school days of their referral to Kent County Council's CME Team, as a percentage of the total number of cases opened within the period.
CYPE22	Percentage of CYP registered to EHE who receive contact and additional information within 10 school days of them being brought to our attention	The number of CYP who register with the LA to Home Educate contacted to include information regarding a visit, within 10 days of receipt of the referral to Kent County Council's EHE Team, as a percentage of the total number of cases opened within the period.

Indicator Definitions

Code	Indicator	Definition
<b>Key Performance Indicators (Continued)</b>		
EY2	Percentage of DWP and other identified eligible 2 year olds taking up a free early education place	The number of two year old children accessing a free early education place at an early years provider as a proportion of the total number of families identified as potentially eligible for funding by the Department for Work and Pensions (DWP).
EY14	Percentage of pupils at EYFS achieving a Good Level of Development	Percentage of pupils assessed as achieving Expected or Exceeding in all Prime Learning Goals and all literacy and mathematics Early Learning Goals at the end of reception year, based on the Early Years Foundation Stage framework.
EY15	Percentage of pupils at EYFS achieving a Good Level of Development - FSM Eligible achievement gap	The difference between the achievement of non-FSM eligible pupils and FSM eligible pupils in terms of percentage assessed as achieving Expected or Exceeding in all Prime Learning Goals and all literacy and mathematics Early Learning Goals at the end of reception year, based on the Early Years Foundation Stage framework.
SISE4	Percentage of pupils at KS2 achieving age-related expectations in Reading, writing & mathematics	The percentage of pupils at the end of Key Stage 2 working at the Expected Standard in all of Reading, Writing & maths. Includes Kent maintained schools and academies.
SISE16	Percentage of pupils at KS2 achieving age-related expectations in Reading, writing & mathematics - FSM gap	The difference between the achievement of non-FSM eligible pupils and FSM eligible pupils in terms of percentage working at the Expected Standard in all of Reading, Writing & maths at KS2. Includes Kent maintained schools and academies.
SISE12	Average score at KS4 in Attainment 8	The average Attainment 8 score for pupils at end of Key Stage 4. Attainment 8 is a point score based on attainment across eight subjects which must include English; mathematics; three other English Baccalaureate (EBacc) subjects (sciences, computer science, geography, history and languages); and three further subjects, which can be from the range of EBacc subjects, or can be any other approved, high-value arts, academic, or vocational qualification.
SISE12a	Average score at KS4 in Attainment 8 - FSM gap	The difference between the Attainment 8 score of non-FSM eligible pupils and FSM eligible pupils at the end of KS4 (see above definition for SISE12a). Includes Kent maintained schools and academies.
CYPE21	Average point score per A Level entry at KS5 [School students only]	The total number of points achieved in A-Level qualifications by pupils at the end of Key Stage 5 divided by the total number of entries made in all A-Level qualifications. Outcomes are for Kent maintained schools and academies only.
CYPE24	Average point score per Applied General entry at KS5 [School students only]	The total number of points achieved in Applied General qualifications by pupils at the end of Key Stage 5 divided by the total number of entries made in all Applied General qualifications. Outcomes are for Kent maintained schools and academies only.
CYPE25	Average point score per Tech Level entry at KS5 [School students only]	The total number of points achieved in Tech Level qualifications by pupils at the end of Key Stage 5 divided by the total number of entries made in all Tech Level qualifications. Outcomes are for Kent maintained schools and academies only.
SEND10	Percentage of pupils with a Statement or Education, Health and Care Plan (EHCP) - Kent resident pupils	Percentage of pupils with an Education, Health and care Plan (EHCP) as a proportion of all pupils on roll in all schools as at January school census. Includes maintained schools and academies, Pupil Referral Units, Free schools and Independent schools (DfE published data).
CYPE2	Percentage of parents getting first preference of primary school	The percentage of parents who got their first preference of Primary school (out of their three ordered preferences) for their child.
CYPE3	Percentage of parents getting first preference of secondary school	The percentage of parents who got their first preference of Secondary school (out of their three ordered preferences) for their child.
EH46	Percentage of pupils who are persistently absent from primary schools - all pupils based on 10% threshold	The percentage of pupils that have been persistently absent from a Kent maintained Primary school or a Primary academy for 10% or more of their expected sessions over the reported time period.
EH47	Percentage of pupils who are persistently absent from secondary schools - all pupils based on 10% threshold	The percentage of pupils that have been persistently absent from a Kent maintained Secondary school or a Secondary academy for 10% or more of their expected sessions over the reported time period.

Children, Young People and Education Directorate

## Ofsted Dashboard

Inspections up to 31st January 2024

Produced by: Management Information (Education), KCC

Ofsted Monthly Dataset Publication Date: 15th February 2024



# Ofsted Inspection Results Dashboard

Most Recent Inspection Outcomes - ALL										
Type	Number of schools inspected	Number Inadequate	Number RI	Number Good	Number Outstanding	% Inadequate	% RI	% Good	% Outstanding	% Good or Outstanding
Nursery	1	0	0	0	1	0.0	0.0	0.0	100.0	100.0
Primary	458	2	35	354	67	2.0	7.6	77.3	14.6	91.9
Secondary	100	2	10	70	18	2.0	10.0	70.0	18.0	88.0
Special	26	0	2	15	9	0.0	7.7	57.7	34.6	92.3
PRU	6	0	0	5	1	0.0	0.0	83.3	16.7	100.0
TOTAL	591	4	47	444	96	0.7	8.0	75.1	16.2	91.4
No. of schools not inspected	4									
National						2	8	75	15	90
School Sixth Form	82	0	3	58	21	0.0	3.7	70.7	25.6	96.3
School Early Years Provision	338	1	23	225	89	0.3	6.8	66.6	26.3	92.9
EY Settings	548	5	6	442	95	0.9	1.1	80.7	17.3	98.0

**Notes:**

In addition to the above outcomes for EY Settings, there were 78 Settings with an outcome of Met, 2 Settings with an outcome of Not Met (enforcement) and 0 Settings with an outcome of Not Met (with actions)

This table includes the most recent inspection result for a school based on either their current or previous DfE number/status

National data is based on the published Ofsted dataset as at 31st January 2024. Percentages may not add up to 100% due to rounding.

Most Recent Inspection Outcomes - CURRENT ACADEMIC YEAR ONLY										
Type	Number of schools inspected	Number Inadequate	Number RI	Number Good	Number Outstanding	% Inadequate	% RI	% Good	% Outstanding	% Good or Outstanding
Nursery										
Primary	43	0	1	38	4	0.0	2.3	88.4	9.3	97.7
Secondary	13	0	3	8	2	0.0	23.1	61.5	15.4	76.9
Special	2	0	0	1	1	0.0	0.0	50.0	50.0	100.0
PRU										
TOTAL	58	0	4	47	7	0.0	6.9	81.0	12.1	93.1
EY Settings	34	5	1	25	3	14.7	2.9	73.5	8.8	82.4

**Notes:**

There were no Nursery or PRU inspections reported for the 2023/24 academic year in the Ofsted dataset as at 31/01/24

The above totals for EY settings include all available Ofsted published data as at 5th February 2024 for inspections in the 2023/24 academic year.

Direction of travel - ALL SCHOOLS - Numbers				
	Latest inspection result			
Previous inspection result	Outstanding	Good	RI	Inadequate
Outstanding	29	54	3	0
Good	53	168	30	2
RI	7	177	9	1
Inadequate	1	25	4	0

Direction of travel - ALL SCHOOLS - Percentages				
	Latest inspection result			
Previous inspection result	Outstanding	Good	RI	Inadequate
Outstanding	5.2	9.6	0.5	0.0
Good	9.4	29.8	5.3	0.4
RI	1.2	31.4	1.6	0.2
Inadequate	0.2	4.4	0.7	0.0

Direction of travel - CURRENT ACADEMIC YEAR - Numbers				
	Latest inspection result			
Previous inspection result	Outstanding	Good	RI	Inadequate
Outstanding	4	7	0	0
Good	1	22	2	0
RI	1	13	1	0
Inadequate	0	3	1	0

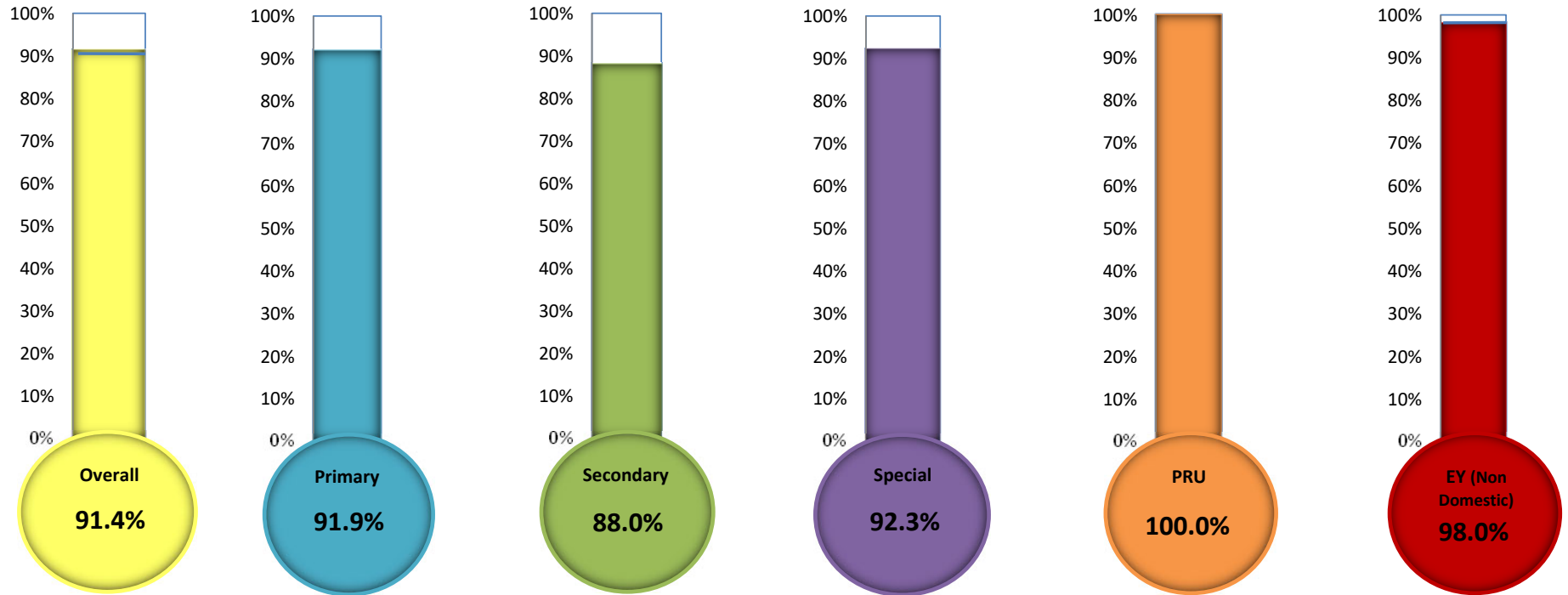
Direction of travel - CURRENT ACADEMIC YEAR - Percentages				
	Latest inspection result			
Previous inspection result	Outstanding	Good	RI	Inadequate
Outstanding	7.3	12.7	0.0	0.0
Good	1.8	40.0	3.6	0.0
RI	1.8	23.6	1.8	0.0
Inadequate	0.0	5.5	1.8	0.0

**Note:** The total numbers in these tables may not add up to the totals in the summary tables above, as a school must have both a current and a previous inspection result to be included in the direction of travel analysis, whereas all schools are included in the summary tables above.



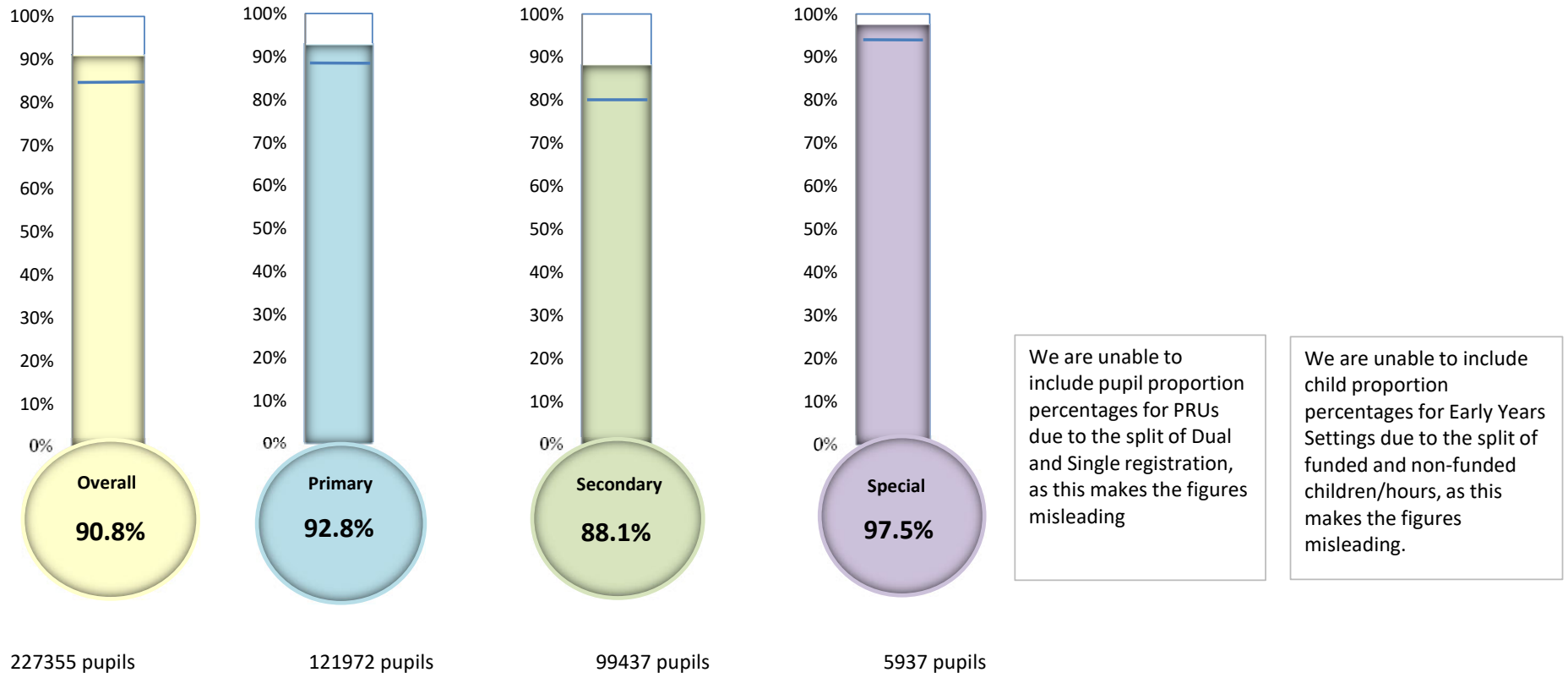
# Ofsted Inspection Results Dashboard

## % of Schools and EY Settings with Good and Outstanding Ofsted Judgements - as at 31st January 2024



N.B. Horizontal lines represent Kent targets for 2022/23  
 N.B. Primary percentage does not include Nursery

## % of Pupils attending Schools with Good and Outstanding Ofsted Judgements



N.B. Horizontal line represents the national % of pupils attending Schools with Good or Outstanding Ofsted Judgements as at 31/08/2021  
 May 2023 School Census data has been used for total roll numbers  
 N.B. Primary percentage does not include Nursery. Special percentage does not include Non-maintained special schools.

## Kent LA Ofsted Inspection Results - Overall Effectiveness by District and Phase

District	Type	Ofsted Inspection Results - Overall Effectiveness - 31st January 2024 - All Schools						
		Total Inspected	Outstanding	Good	Requires Improvement	Inadequate	Total Good or Outstanding	% Good or Outstanding
Ashford	PRI	43	3	38	2	0	41	95.3
Canterbury	PRI	35	8	26	1	0	34	97.1
Dartford	PRI	28	3	21	3	1	24	85.7
Dover	PRI	41	8	31	2	0	39	95.1
Folkestone and Hythe	PRI	36	3	30	3	0	33	91.7
Gravesham	PRI	28	2	24	2	0	26	92.9
Maidstone	PRI	49	8	40	1	0	48	98.0
Sevenoaks	PRI	42	5	33	4	0	38	90.5
Swale	PRI	48	9	30	8	1	39	81.3
Thanet	PRI	31	7	23	1	0	30	96.8
Tonbridge and Malling	PRI	45	6	35	4	0	41	91.1
Tunbridge Wells	PRI	32	5	23	4	0	28	87.5
<b>Kent</b>	<b>PRI</b>	<b>458</b>	<b>67</b>	<b>354</b>	<b>35</b>	<b>2</b>	<b>421</b>	<b>91.9</b>

Ofsted Monthly Dataset Publication Date: 13th February 2024

Ashford	PRU	0	0	0	0	0	0	0.0
Canterbury	PRU	0	0	0	0	0	0	0.0
Dartford	PRU	0	0	0	0	0	0	0.0
Dover	PRU	0	0	0	0	0	0	0.0
Folkestone and Hythe	PRU	1	0	1	0	0	1	100.0
Gravesham	PRU	1	0	1	0	0	1	100.0
Maidstone	PRU	1	0	1	0	0	1	100.0
Sevenoaks	PRU	0	0	0	0	0	0	0.0
Swale	PRU	0	0	0	0	0	0	0.0
Thanet	PRU	1	0	1	0	0	1	100.0
Tonbridge and Malling	PRU	1	0	1	0	0	1	100.0
Tunbridge Wells	PRU	1	1	0	0	0	1	100.0
<b>Kent</b>	<b>PRU</b>	<b>6</b>	<b>1</b>	<b>5</b>	<b>0</b>	<b>0</b>	<b>6</b>	<b>100.0</b>

## Kent LA Ofsted Inspection Results - Overall Effectiveness by District and Phase

District	Type	Ofsted Inspection Results - Overall Effectiveness - 31st January 2024 - All Schools						
		Total Inspected	Outstanding	Good	Requires Improvement	Inadequate	Total Good or Outstanding	% Good or Outstanding
Ashford	SEC	7	1	6	0	0	7	100.0
Canterbury	SEC	9	1	7	1	0	8	88.9
Dartford	SEC	11	3	8	0	0	11	100.0
Dover	SEC	9	1	5	3	0	6	66.7
Folkestone and Hythe	SEC	6	2	4	0	0	6	100.0
Gravesham	SEC	8	2	6	0	0	8	100.0
Maidstone	SEC	12	3	8	1	0	11	91.7
Sevenoaks	SEC	3	0	3	0	0	3	100.0
Swale	SEC	8	0	5	1	2	5	62.5
Thanet	SEC	8	0	7	1	0	7	87.5
Tonbridge and Malling	SEC	11	2	6	3	0	8	72.7
Tunbridge Wells	SEC	8	3	5	0	0	8	100.0
<b>Kent</b>	<b>SEC</b>	<b>100</b>	<b>18</b>	<b>70</b>	<b>10</b>	<b>2</b>	<b>88</b>	<b>88.0</b>

Ashford	SPE	2	1	1	0	0	2	100.0
Canterbury	SPE	2	0	2	0	0	2	100.0
Dartford	SPE	1	0	1	0	0	1	100.0
Dover	SPE	2	0	2	0	0	2	100.0
Folkestone and Hythe	SPE	1	1	0	0	0	1	100.0
Gravesham	SPE	1	1	0	0	0	1	100.0
Maidstone	SPE	3	3	0	0	0	3	100.0
Sevenoaks	SPE	2	1	1	0	0	2	100.0
Swale	SPE	2	1	0	1	0	1	50.0
Thanet	SPE	4	1	3	0	0	4	100.0
Tonbridge and Malling	SPE	2	0	2	0	0	2	100.0
Tunbridge Wells	SPE	2	0	2	0	0	2	100.0
<b>Kent</b>	<b>SPE</b>	<b>24</b>	<b>9</b>	<b>14</b>	<b>1</b>	<b>0</b>	<b>23</b>	<b>95.8</b>

## Kent LA Ofsted Inspection Results - Overall Effectiveness by District and Phase

District	Type	Ofsted Inspection Results - Overall Effectiveness - 31st January 2024 - All Schools						
		Total Inspected	Outstanding	Good	Requires Improvement	Inadequate	Total Good or Outstanding	% Good or Outstanding
Ashford	ALL	52	5	45	2	0	50	96.2
Canterbury	ALL	46	9	35	2	0	44	95.7
Dartford	ALL	40	6	30	3	1	36	90.0
Dover	ALL	52	9	38	5	0	47	90.4
Folkestone and Hythe	ALL	44	6	35	3	0	41	93.2
Gravesham	ALL	38	5	31	2	0	36	94.7
Maidstone	ALL	65	14	49	2	0	63	96.9
Sevenoaks	ALL	47	6	37	4	0	43	91.5
Swale	ALL	58	10	35	10	3	45	77.6
Thanet	ALL	44	8	34	2	0	42	95.5
Tonbridge and Malling	ALL	59	8	44	7	0	52	88.1
Tunbridge Wells	ALL	43	9	30	4	0	39	90.7
<b>Kent</b>	<b>ALL</b>	<b>591</b>	<b>96</b>	<b>444</b>	<b>47</b>	<b>4</b>	<b>540</b>	<b>91.4</b>

Ashford	EY	44	8	36	0	0	44	100.0
Canterbury	EY	49	9	39	1	0	48	98.0
Dartford	EY	49	4	42	2	1	46	93.9
Dover	EY	36	5	31	0	0	36	100.0
Folkestone and Hythe	EY	36	6	27	0	3	33	91.7
Gravesham	EY	23	2	21	0	0	23	100.0
Maidstone	EY	67	13	53	1	0	66	98.5
Sevenoaks	EY	49	11	38	0	0	49	100.0
Swale	EY	51	8	42	1	0	50	98.0
Thanet	EY	33	9	24	0	0	33	100.0
Tonbridge and Malling	EY	55	3	51	0	1	54	98.2
Tunbridge Wells	EY	56	17	38	1	0	55	98.2
<b>Kent</b>	<b>EY</b>	<b>548</b>	<b>95</b>	<b>442</b>	<b>6</b>	<b>5</b>	<b>537</b>	<b>98.0</b>

**Note:**

Primary data does not include Nursery.

All Schools District figures do not include Nursery. The Kent overall total does include Nursery.

EY District Totals are based on Settings matched to Kent Districts only and the sum may not equal the overall Kent total.

The above figures do not include the following Kent non-maintained Special schools:

7003 - Caldecott Foundation School, 7011 - Meadows School

### Kent LA Ofsted Inspection Results - Overall Effectiveness by District and Phase

District	Type	Ofsted Inspection Results - Overall Effectiveness - 31st January 2024 Maintained Schools							Ofsted Inspection Results - Overall Effectiveness - 31st January 2024 Academies						
		Total Inspected	Outstanding	Good	Requires Improvement	Inadequate	Total Good or Outstanding	% Good or Outstanding	Total Inspected	Outstanding	Good	Requires Improvement	Inadequate	Total Good or Outstanding	% Good or Outstanding
Ashford	PRI	24	3	21	0	0	24	100.0	19	0	17	2	0	17	89.5
Canterbury	PRI	22	5	16	1	0	21	95.5	13	3	10	0	0	13	100.0
Dartford	PRI	6	0	6	0	0	6	100.0	22	3	15	3	1	18	81.8
Dover	PRI	20	5	13	2	0	18	90.0	21	3	18	0	0	21	100.0
Folkestone and Hythe	PRI	21	2	18	1	0	20	95.2	15	1	12	2	0	13	86.7
Gravesham	PRI	9	1	7	1	0	8	88.9	19	1	17	1	0	18	94.7
Maidstone	PRI	32	3	28	1	0	31	96.9	17	5	12	0	0	17	100.0
Sevenoaks	PRI	30	1	26	3	0	27	90.0	12	4	7	1	0	11	91.7
Swale	PRI	16	4	10	2	0	14	87.5	32	5	20	6	1	25	78.1
Thanet	PRI	17	4	13	0	0	17	100.0	14	3	10	1	0	13	92.9
Tonbridge and Malling	PRI	30	5	23	2	0	28	93.3	15	1	12	2	0	13	86.7
Tunbridge Wells	PRI	25	5	16	4	0	21	84.0	7	0	7	0	0	7	100.0
<b>Kent</b>	<b>PRI</b>	<b>252</b>	<b>38</b>	<b>197</b>	<b>17</b>	<b>0</b>	<b>235</b>	<b>93.3</b>	<b>206</b>	<b>29</b>	<b>157</b>	<b>18</b>	<b>2</b>	<b>186</b>	<b>90.3</b>

#### Ofsted Monthly Dataset Publication Date: 13th February 2024

Ashford	PRU	0	0	0	0	0	0	0.0							
Canterbury	PRU	0	0	0	0	0	0	0.0							
Dartford	PRU	0	0	0	0	0	0	0.0							
Dover	PRU	0	0	0	0	0	0	0.0							
Folkestone and Hythe	PRU	1	0	1	0	0	1	100.0							
Gravesham	PRU	0	0	0	0	0	0	0.0	1	0	1	0	0	1	100.0
Maidstone	PRU	1	0	1	0	0	1	100.0							
Sevenoaks	PRU	0	0	0	0	0	0	0.0							
Swale	PRU	0	0	0	0	0	0	0.0							
Thanet	PRU	1	0	1	0	0	1	100.0							
Tonbridge and Malling	PRU	1	0	1	0	0	1	100.0							
Tunbridge Wells	PRU	1	1	0	0	0	1	100.0							
<b>Kent</b>	<b>PRU</b>	<b>5</b>	<b>1</b>	<b>4</b>	<b>0</b>	<b>0</b>	<b>5</b>	<b>100.0</b>	<b>1</b>	<b>0</b>	<b>1</b>	<b>0</b>	<b>0</b>	<b>1</b>	<b>100.0</b>

Ashford	SEC	0	0	0	0	0	0	0.0	7	1	6	0	0	7	100.0
Canterbury	SEC	3	1	2	0	0	3	100.0	6	0	5	1	0	5	83.3
Dartford	SEC	1	0	1	0	0	1	100.0	10	3	7	0	0	10	100.0
Dover	SEC	2	1	1	0	0	2	100.0	7	0	4	3	0	4	57.1
Folkestone and Hythe	SEC	0	0	0	0	0	0	0.0	6	2	4	0	0	6	100.0
Gravesham	SEC	4	0	4	0	0	4	100.0	4	2	2	0	0	4	100.0
Maidstone	SEC	2	1	1	0	0	2	100.0	10	2	7	1	0	9	90.0
Sevenoaks	SEC	0	0	0	0	0	0	0.0	3	0	3	0	0	3	100.0
Swale	SEC	0	0	0	0	0	0	0.0	8	0	5	1	2	5	62.5
Thanet	SEC	1	0	1	0	0	1	100.0	7	0	6	1	0	6	85.7
Tonbridge and Malling	SEC	3	1	1	1	0	2	66.7	8	1	5	2	0	6	75.0
Tunbridge Wells	SEC	2	1	1	0	0	2	100.0	6	2	4	0	0	6	100.0
<b>Kent</b>	<b>SEC</b>	<b>18</b>	<b>5</b>	<b>12</b>	<b>1</b>	<b>0</b>	<b>17</b>	<b>94.4</b>	<b>82</b>	<b>13</b>	<b>58</b>	<b>9</b>	<b>2</b>	<b>71</b>	<b>86.6</b>

## Kent LA Ofsted Inspection Results - Overall Effectiveness by District and Phase

District	Type	Ofsted Inspection Results - Overall Effectiveness - 31st January 2024 Maintained Schools							Ofsted Inspection Results - Overall Effectiveness - 31st January 2024 Academies						
		Total Inspected	Outstanding	Good	Requires Improvement	Inadequate	Total Good or Outstanding	% Good or Outstanding	Total Inspected	Outstanding	Good	Requires Improvement	Inadequate	Total Good or Outstanding	% Good or Outstanding
Ashford	SPE	2	1	1	0	0	2	100.0	0	0	0	0	0	0	0.0
Canterbury	SPE	2	0	2	0	0	2	100.0	0	0	0	0	0	0	0.0
Dartford	SPE	1	0	1	0	0	1	100.0	0	0	0	0	0	0	0.0
Dover	SPE	2	0	2	0	0	2	100.0	0	0	0	0	0	0	0.0
Folkestone and Hythe	SPE	1	1	0	0	0	1	100.0	0	0	0	0	0	0	0.0
Gravesham	SPE	1	1	0	0	0	1	100.0	0	0	0	0	0	0	0.0
Maidstone	SPE	2	2	0	0	0	2	100.0	1	1	0	0	0	1	100.0
Sevenoaks	SPE	1	0	1	0	0	1	100.0	1	1	0	0	0	1	100.0
Swale	SPE	1	1	0	0	0	1	100.0	1	0	0	1	0	0	0.0
Thanet	SPE	4	1	3	0	0	4	100.0	0	0	0	0	0	0	0.0
Tonbridge and Malling	SPE	2	0	2	0	0	2	100.0	0	0	0	0	0	0	0.0
Tunbridge Wells	SPE	2	0	2	0	0	2	100.0	0	0	0	0	0	0	0.0
<b>Kent</b>	<b>SPE</b>	<b>21</b>	<b>7</b>	<b>14</b>	<b>0</b>	<b>0</b>	<b>21</b>	<b>100.0</b>	<b>3</b>	<b>2</b>	<b>0</b>	<b>1</b>	<b>0</b>	<b>2</b>	<b>66.7</b>

Ashford	ALL	26	4	22	0	0	26	100.0	26	1	23	2	0	24	92.3
Canterbury	ALL	27	6	20	1	0	26	96.3	19	3	15	1	0	18	94.7
Dartford	ALL	8	0	8	0	0	8	100.0	32	6	22	3	1	28	87.5
Dover	ALL	24	6	16	2	0	22	91.7	28	3	22	3	0	25	89.3
Folkestone and Hythe	ALL	23	3	19	1	0	22	95.7	21	3	16	2	0	19	90.5
Gravesham	ALL	14	2	11	1	0	13	92.9	24	3	20	1	0	23	95.8
Maidstone	ALL	37	6	30	1	0	36	97.3	28	8	19	1	0	27	96.4
Sevenoaks	ALL	31	1	27	3	0	28	90.3	16	5	10	1	0	15	93.8
Swale	ALL	17	5	10	2	0	15	88.2	41	5	25	8	3	30	73.2
Thanet	ALL	23	5	18	0	0	23	100.0	21	3	16	2	0	19	90.5
Tonbridge and Malling	ALL	36	6	27	3	0	33	91.7	23	2	17	4	0	19	82.6
Tunbridge Wells	ALL	30	7	19	4	0	26	86.7	13	2	11	0	0	13	100.0
<b>Kent</b>	<b>ALL</b>	<b>296</b>	<b>51</b>	<b>227</b>	<b>18</b>	<b>0</b>	<b>278</b>	<b>93.9</b>	<b>292</b>	<b>44</b>	<b>216</b>	<b>28</b>	<b>4</b>	<b>260</b>	<b>89.0</b>

**Note:**

Primary data and All Schools data does not include Nursery

The above figures do not include the following Kent non-maintained Special schools:

7003 - Caldecott Foundation School

7011 - Meadows School

Latest Ofsted Inspections as at 31st January 2024

District	DfE	School Name	School Type	School Sub Type	Status	Academy/ Non Academy	Diocese	SEN Unit	Ungraded Inspection - Most Recent Date	Ungraded Inspection - Most Recent Overall Outcome	Graded Inspection - Most Recent Date	Graded Inspection - Most Recent Overall Effectiveness	Graded Inspection - Most Recent Category of Concern	Graded Inspection - Most Recent Quality of Education	Graded Inspection - Most Recent Behaviour and Attitudes	Graded Inspection - Most Recent Personal Development	Graded Inspection - Most Recent Effectiveness of leadership and management
Ashford	2270	Aldington Primary School	PRI	PRI	Foundation	Non Academy		No	26/06/2018	2	20/11/2013	2		9	9	9	2
Ashford	3909	Ashford Oaks Community Primary School	PRI	PRI	Community	Non Academy		Yes			28/03/2023	2		2	2	1	2
Ashford	3340	Ashford, St Mary's Church of England Primary School	PRI	PRI	Voluntary Aided	Non Academy	Diocese of Canterbury	No	29/01/2020	2	23/06/2016	2		9	9	9	2
Ashford	2060	Beaver Green Primary School	PRI	ACA PRI	Academy	Academy		No	14/03/2023	2	27/09/2017	2		9	9	9	2
Ashford	2278	Bethersden Primary School	PRI	PRI	Community	Non Academy		No			07/06/2023	2		2	2	2	2
Ashford	3136	Brabourne Church of England Primary School	PRI	PRI	Voluntary Controlled	Non Academy	Diocese of Canterbury	No	19/06/2018	2	10/10/2013	2		9	9	9	2
Ashford	2279	Brook Community Primary School	PRI	PRI	Foundation	Non Academy		No			10/05/2023	2		2	2	2	1
Ashford	7003	Caldecott Foundation School	SPE		Non Maintained Special			No	05/10/2022	2	07/03/2017	2		9	9	9	2
Ashford	2280	Challock Primary School	PRI	PRI	Foundation	Non Academy		No			11/07/2023	1		1	1	1	1
Ashford	3343	Charing Church of England Primary School	PRI	ACA PRI	Academy	Academy	Diocese of Canterbury	No	20/10/2021	2	27/11/2012	2		9	9	9	2
Ashford	3138	Chilham, St Mary's Church of England Primary School	PRI	PRI	Voluntary Controlled	Non Academy	Diocese of Canterbury	No	02/02/2022	2	24/01/2013	2		9	9	9	2
Ashford	2093	Chilmington Green Primary School	PRI	FRE PRI	Free	Academy		Yes			06/12/2022	2		2	2	2	2
Ashford	2574	Downs View Infant School	PRI	INF	Community	Non Academy		No			17/10/2023	2		2	1	1	2
Ashford	2272	East Stour Primary School	PRI	ACA PRI	Academy	Academy		No	23/05/2019	2	01/07/2015	2		9	9	9	2
Ashford	3199	Egerton Church of England Primary School	PRI	PRI	Voluntary Controlled	Non Academy	Diocese of Canterbury	No			11/10/2023	2		2	2	2	2
Ashford	2061	Finberry Primary School	PRI	ACA PRI	Academy	Academy		Yes			26/09/2018	2		9	9	9	2
Ashford	2686	Furley Park Primary Academy	PRI	ACA PRI	Academy	Academy		No			05/07/2022	3		3	2	2	2
Ashford	3920	Goat Lees Primary School	PRI	PRI	Foundation	Non Academy		No	22/01/2020	2	09/06/2016	2		9	9	9	1
Ashford	2625	Godinton Primary School	PRI	ACA PRI	Academy	Academy		No	27/03/2018	2	22/05/2014	2		9	9	9	2
Ashford	7041	Goldwyn School	SPE	SEMH	Foundation	Non Academy		No			19/10/2022	1		1	1	1	1
Ashford	2282	Great Chart Primary School	PRI	PRI	Community	Non Academy		No			06/06/2023	1		1	1	1	1
Ashford	2286	Hamstreet Primary Academy	PRI	ACA PRI	Academy	Academy		No			17/05/2023	2		2	2	2	2
Ashford	3139	High Halden Church of England Primary School	PRI	PRI	Voluntary Controlled	Non Academy	Diocese of Canterbury	No	24/02/2022	2	16/01/2013	2		9	9	9	2
Ashford	4092	Highworth Grammar School	SEC	ACA GRA	Academy	Academy		No			13/06/2013	1		9	9	9	1
Ashford	5408	Homewood School and Sixth Form Centre	SEC	ACA WID	Academy	Academy		No			25/04/2023	2		2	2	2	2
Ashford	3134	John Mayne Church of England Primary School	PRI	ACA PRI	Academy	Academy	Diocese of Canterbury	No			23/01/2018	2		9	9	9	2
Ashford	2052	Kennington Church of England Academy	PRI	ACA JUN	Academy	Academy	Diocese of Canterbury	No	08/03/2023	2	11/10/2017	2		9	9	9	2
Ashford	3140	Kingsnorth Church of England Primary School	PRI	ACA PRI	Academy	Academy	Diocese of Canterbury	No	09/10/2018	2	27/09/2012	2		9	9	9	2
Ashford	3284	Lady Joanna Thornhill Endowed Primary School	PRI	PRI	Voluntary Controlled	Non Academy		No			04/02/2015	1		9	9	9	1
Ashford	2285	Mersham Primary School	PRI	PRI	Foundation	Non Academy		No	23/02/2022	2	18/06/2012	2		9	9	9	2
Ashford	3893	Phoenix Community Primary School	PRI	PRI	Foundation	Non Academy		No	29/06/2022	2	10/07/2012	2		9	9	9	2
Ashford	3142	Pluckley Church of England Primary School	PRI	ACA PRI	Academy	Academy	Diocese of Canterbury	No	06/06/2019	2	24/06/2015	2		9	9	9	2
Ashford	2002	Repton Manor Primary School	PRI	PRI	Foundation	Non Academy		No			28/11/2023	2		2	2	1	2
Ashford	2287	Rolvenden Primary School	PRI	ACA PRI	Academy	Academy		No	07/03/2017		27/11/2012	2		9	9	9	2
Ashford	2288	Swarden Primary School	PRI	ACA PRI	Academy	Academy		No	11/05/2023	2	14/03/2013	2		9	9	9	1
Ashford	2289	Smeeth Community Primary School	PRI	PRI	Foundation	Non Academy		No			03/07/2023	2		2	1	2	2
Ashford	3143	St Michael's Church of England Primary School	PRI	ACA PRI	Academy	Academy	Diocese of Canterbury	No			11/12/2018	2		9	9	9	2
Ashford	3743	St Simon of England Roman Catholic Primary School, Ashford	PRI	ACA PRI	Academy	Academy	Archdiocese of Southwark	No			30/11/2022	3		3	2	2	3
Ashford	3716	St Teresa's Catholic Primary School	PRI	ACA PRI	Academy	Academy	Archdiocese of Southwark	No	16/01/2020	2	15/10/2013	2		9	9	9	2
Ashford	3144	Tenterden Church of England Junior School	PRI	ACA JUN	Academy	Academy	Diocese of Canterbury	No	11/12/2018	2	10/01/2013	2		9	9	9	2
Ashford	2290	Tenterden Infant School	PRI	ACA INF	Academy	Academy		No	05/02/2019	2	08/02/2012	2		9	9	9	2
Ashford	6919	The John Wallis Church of England Academy	SEC	ACA HIG	Academy	Academy	Diocese of Canterbury	No	11/09/2018	2	09/01/2014	2		9	9	9	2
Ashford	3299	The John Wesley Church of England Methodist Voluntary Aided	PRI	PRI	Voluntary Aided	Non Academy	Diocese of Canterbury	Yes	11/11/2021	2	12/01/2012	2		9	9	9	2
Ashford	4246	The North School	SEC	ACA HIG	Academy	Academy		Yes			26/09/2017	2		9	9	9	2
Ashford	4528	The Norton Knatchbull School	SEC	ACA GRA	Academy	Academy		No			13/12/2023	2		2	2	2	2
Ashford	7069	The Wyvern School (Buxford)	SPE	C&L	Foundation	Non Academy		No	18/01/2023	2	26/09/2012	2		9	9	9	2
Ashford	4196	Towers School and Sixth Form Centre	SEC	ACA HIG	Academy	Academy		No			22/01/2019	2		9	9	9	2
Ashford	2275	Victoria Road Primary School	PRI	PRI	Community	Non Academy		No	15/01/2019	2	17/09/2014	2		9	9	9	2
Ashford	2276	Willesborough Infant School	PRI	INF	Foundation	Non Academy		No			14/09/2022	2		2	2	1	1

Latest Ofsted Inspections as at 31st January 2024

District	DfE	School Name	School Type	School Sub Type	Status	Academy/ Non Academy	Diocese	SEN Unit	Ungraded Inspection - Most Recent Date	Ungraded Inspection - Most Recent Overall Outcome	Graded Inspection - Most Recent Date	Graded Inspection - Most Recent Overall Effectiveness	Graded Inspection - Most Recent Category of Concern	Graded Inspection - Most Recent Quality of Education	Graded Inspection - Most Recent Behaviour and Attitudes	Graded Inspection - Most Recent Personal Development	Graded Inspection - Most Recent Effectiveness of leadership and management
Ashford	5226	Willesborough Junior School	PRI	JUN	Foundation	Non Academy		No	22/03/2023	2	08/05/2014	2		9	9	9	2
Ashford	3346	Wittersham Church of England Primary School	PRI	PRI	Voluntary Aided	Non Academy	Diocese of Canterbury	No	28/01/2020	2	01/03/2012	2		9	9	9	2
Ashford	3145	Woodchurch Church of England Primary School	PRI	PRI	Voluntary Controlled	Non Academy	Diocese of Canterbury	No			16/05/2023	2		2	2	2	2
Ashford	4007	Wye School	SEC	FRE SEC	Free	Academy		No	11/12/2018	2	02/06/2015	2		9	9	9	2



Latest Ofsted Inspections as at 31st January 2024

District	DfE	School Name	School Type	School Sub Type	Status	Academy/ Non Academy	Diocese	SEN Unit	Ungraded Inspection - Most Recent Date	Ungraded Inspection - Most Recent Overall Outcome	Graded Inspection - Most Recent Date	Graded Inspection - Most Recent Overall Effectiveness	Graded Inspection - Most Recent Category of Concern	Graded Inspection - Most Recent Quality of Education	Graded Inspection - Most Recent Behaviour and Attitudes	Graded Inspection - Most Recent Personal Development	Graded Inspection - Most Recent Effectiveness of leadership and management
Canterbury	3119	Adisham Church of England Primary School	PRI	ACA PRI	Academy	Academy	Diocese of Canterbury	No	29/11/2023		04/07/2017	1		9	9	9	1
Canterbury	3120	Barham Church of England Primary School	PRI	PRI	Voluntary Controlled	Non Academy	Diocese of Canterbury	No			24/01/2023	2		2	1	1	1
Canterbury	5444	Barton Court Grammar School	SEC	ACA GRA	Academy	Academy		No			11/02/2020	2		2	1	1	1
Canterbury	2258	Blean Primary School	PRI	PRI	Community	Non Academy		No	09/03/2022	1	01/03/2016	1		9	9	9	1
Canterbury	2569	Briary Primary School	PRI	ACA PRI	Academy	Academy		No			30/01/2018	2		9	9	9	2
Canterbury	3122	Bridge and Patribourne Church of England Primary School	PRI	PRI	Voluntary Controlled	Non Academy	Diocese of Canterbury	No	04/10/2023	2	12/06/2014	2		9	9	9	2
Canterbury	2259	Chartham Primary School	PRI	ACA PRI	Academy	Academy		No	07/11/2019	2	27/01/2016	2		9	9	9	2
Canterbury	3123	Chislet Church of England Primary School	PRI	PRI	Voluntary Controlled	Non Academy	Diocese of Canterbury	No			23/11/2022	2		2	2	2	2
Canterbury	2264	Hampton Primary School	PRI	ACA PRI	Academy	Academy		No			10/03/2020	2		2	2	1	2
Canterbury	5448	Herne Bay High School	SEC	ACA HIG	Academy	Academy		No			24/05/2022	2		2	2	2	2
Canterbury	2263	Herne Bay Infant School	PRI	INF	Community	Non Academy		No	04/12/2019	2	20/04/2016	2		9	9	9	2
Canterbury	5206	Herne Bay Junior School	PRI	JUN	Foundation	Non Academy		No	29/01/2020	2	08/06/2016	2		9	9	9	1
Canterbury	3295	Herne Church of England Infant and Nursery School	PRI	INF	Voluntary Controlled	Non Academy	Diocese of Canterbury	No			28/09/2021	1		1	1	1	1
Canterbury	3338	Herne Church of England Junior School	PRI	JUN	Voluntary Aided	Non Academy	Diocese of Canterbury	No	01/11/2023	1	22/03/2016	1		9	9	9	1
Canterbury	2265	Hoath Primary School	PRI	PRI	Community	Non Academy		No	18/01/2022	2	23/05/2013	2		9	9	9	2
Canterbury	3910	Joy Lane Primary Foundation School	PRI	PRI	Foundation	Non Academy		Yes	19/10/2018	2	06/02/2014	2		9	9	9	2
Canterbury	3126	Littlebourne Church of England Primary School	PRI	PRI	Voluntary Controlled	Non Academy	Diocese of Canterbury	No			22/05/2019	2		9	9	9	2
Canterbury	2607	Parkside Community Primary School	PRI	PRI	Community	Non Academy		No			25/04/2023	2		2	2	2	2
Canterbury	2026	Petham Primary School	PRI	ACA PRI	Academy	Academy		No	05/07/2019	2	07/05/2015	2		9	9	9	2
Canterbury	2098	Pilgrims' Way Primary School	PRI	ACA PRI	Academy	Academy		No			21/09/2022	2		2	2	2	2
Canterbury	2048	Reculver Church of England Primary School	PRI	ACA PRI	Academy	Academy	Diocese of Canterbury	Yes			03/07/2018	1		9	9	9	1
Canterbury	4534	Simon Langton Girls' Grammar School	SEC	GRA	Voluntary Controlled	Non Academy		No	27/09/2023	2	03/07/2014	2		9	9	9	2
Canterbury	5412	Simon Langton Grammar School for Boys	SEC	GRA	Foundation	Non Academy		Yes			13/11/2013	1		9	9	9	1
Canterbury	6911	Spires Academy	SEC	ACA HIG	Academy	Academy		No			10/01/2023	2		2	2	3	2
Canterbury	3129	St Alphege Church of England Infant School	PRI	INF	Voluntary Controlled	Non Academy	Diocese of Canterbury	No	03/02/2023	2	21/11/2017	2		9	9	9	2
Canterbury	5446	St Anselm's Catholic School, Canterbury	SEC	ACA WID	Academy	Academy	Archdiocese of Southwark	Yes			12/09/2023	2		2	2	2	2
Canterbury	2000	St Johns Church of England Primary School	PRI	PRI	Voluntary Controlled	Non Academy	Diocese of Canterbury	No			18/09/2018	2		9	9	9	2
Canterbury	3715	St Mary's Catholic Primary School, Whitstable	PRI	ACA PRI	Academy	Academy	Archdiocese of Southwark	No	08/11/2023	2	07/05/2015	2		9	9	9	2
Canterbury	7063	St Nicholas' School	SPE	C&L	Community	Non Academy		No	12/07/2018	2	19/03/2014	2		9	9	9	2
Canterbury	3289	St Peter's Methodist Primary School	PRI	PRI	Voluntary Controlled	Non Academy		No	12/12/2018	2	26/03/2015	2		9	9	9	2
Canterbury	2611	St Stephen's Infant School	PRI	ACA INF	Academy	Academy		No	02/10/2019	2	23/06/2011	2		9	9	9	2
Canterbury	2608	St Stephen's Junior School	PRI	ACA JUN	Academy	Academy		No	01/03/2023	2	16/05/2013	2		9	9	9	2
Canterbury	3749	St Thomas' Catholic Primary School, Canterbury	PRI	PRI	Voluntary Aided	Non Academy	Archdiocese of Southwark	No			19/04/2023	2		2	1	2	2
Canterbury	3128	Sturry Church of England Primary School	PRI	ACA PRI	Academy	Academy	Diocese of Canterbury	No			27/01/2015	1		9	9	9	1
Canterbury	2643	Swalecliffe Community Primary School	PRI	PRI	Foundation	Non Academy		No	14/09/2023	2	27/06/2013	2		9	9	9	2
Canterbury	5426	The Archbishop's School	SEC	WID	Foundation	Non Academy	Diocese of Canterbury	Yes			22/11/2023	2		2	2	2	2
Canterbury	5421	The Canterbury Academy	SEC	ACA HIG	Academy	Academy		Yes			21/02/2023	3		3	3	2	3
Canterbury	2654	The Canterbury Primary School	PRI	ACA PRI	Academy	Academy		Yes	08/12/2022	2	23/05/2012	2		9	9	9	2
Canterbury	7062	The Orchard School	SPE	SEMh	Foundation	Non Academy		No	07/10/2021	2	12/07/2016	2		9	9	9	2
Canterbury	4091	The Whitstable School	SEC	ACA HIG	Academy	Academy		No	14/12/2022	2	20/02/2018	2		9	9	9	2
Canterbury	2013	Water Meadows Primary School	PRI	ACA PRI	Academy	Academy		No			19/03/2019	2		9	9	9	1
Canterbury	2268	Westmeads Community Infant School	PRI	INF	Community	Non Academy		No			17/05/2022	3		3	2	2	2
Canterbury	3339	Whitstable and Seasalter Endowed Church of England Junior School	PRI	JUN	Voluntary Aided	Non Academy	Diocese of Canterbury	No	07/12/2022	1	24/01/2017	1		9	9	9	1
Canterbury	2269	Whitstable Junior School	PRI	JUN	Foundation	Non Academy		No	18/06/2019	2	23/04/2015	2		9	9	9	2
Canterbury	3130	Wickhambreaux Church of England Primary School	PRI	PRI	Voluntary Controlled	Non Academy	Diocese of Canterbury	No			25/02/2015	1		9	9	9	1
Canterbury	5221	Wincheap Foundation Primary School	PRI	PRI	Foundation	Non Academy		Yes	09/12/2021	2	21/05/2012	2		9	9	9	2

Page 85

Latest Ofsted Inspections as at 31st January 2024

District	DfE	School Name	School Type	School Sub Type	Status	Academy/ Non Academy	Diocese	SEN Unit	Ungraded Inspection - Most Recent Date	Ungraded Inspection - Most Recent Overall Outcome	Graded Inspection - Most Recent Date	Graded Inspection - Most Recent Overall Effectiveness	Graded Inspection - Most Recent Category of Concern	Graded Inspection - Most Recent Quality of Education	Graded Inspection - Most Recent Behaviour and Attitudes	Graded Inspection - Most Recent Personal Development	Graded Inspection - Most Recent Effectiveness of leadership and management
Dartford	2120	Bean Primary School	PRI	PRI	Community	Non Academy		No			05/11/2019	2		2	2	2	2
Dartford	2076	Cherry Orchard Primary Academy	PRI	ACA PRI	Academy	Academy		Yes			09/11/2021	1		1	1	1	1
Dartford	2117	Dartford Bridge Community Primary School	PRI	ACA PRI	Academy	Academy		No			29/01/2019	4	SM	9	9	9	4
Dartford	5406	Dartford Grammar School	SEC	ACA GRA	Academy	Academy		No			06/12/2022	1		1	1	1	1
Dartford	5411	Dartford Grammar School for Girls	SEC	ACA GRA	Academy	Academy		No	20/10/2021	1	21/06/2016	1		9	9	9	1
Dartford	2069	Dartford Primary Academy	PRI	ACA PRI	Academy	Academy		No	13/09/2023	2	23/01/2018	2		9	9	9	2
Dartford	4026	Dartford Science & Technology College	SEC	HIG	Foundation	Non Academy		No	16/03/2022	2	07/03/2017	2		9	9	9	2
Dartford	4001	Ebbsfleet Academy	SEC	ACA HIG	Academy	Academy		No			01/10/2019	2		2	2	2	2
Dartford	2140	Ebbsfleet Green Primary School	PRI	FRE PRI	Free	Academy		Yes			07/03/2023	2		2	2	2	2
Dartford	5229	Fleetdown Primary Academy	PRI	ACA PRI	Academy	Academy		Yes			25/09/2014	1		9	9	9	1
Dartford	2062	Greenlands Primary School	PRI	ACA PRI	Academy	Academy		No			17/05/2023	3		3	3	3	2
Dartford	5213	Holy Trinity Church of England Primary School, Dartford	PRI	PRI	Voluntary Aided	Non Academy	Diocese of Rochester	No	03/02/2023	2	20/09/2017	2		9	9	9	2
Dartford	2500	Joydens Wood Infant School	PRI	ACA INF	Academy	Academy		No	05/10/2023	2	05/06/2014	2		9	9	9	2
Dartford	2438	Joydens Wood Junior School	PRI	ACA JUN	Academy	Academy		No			07/06/2022	3		3	2	2	3
Dartford	2092	Knockhall Primary School	PRI	ACA PRI	Academy	Academy		No			20/06/2023	3		3	3	2	3
Dartford	3296	Langafel Church of England Voluntary Controlled Primary School	PRI	PRI	Voluntary Controlled	Non Academy	Diocese of Rochester	Yes	03/10/2018	2	05/03/2015	2		9	9	9	2
Dartford	6914	Longfield Academy	SEC	ACA WID	Academy	Academy		Yes			26/09/2023	2		2	2	2	2
Dartford	3915	Manor Community Primary School	PRI	ACA PRI	Academy	Academy		No	31/10/2018	2	07/11/2013	2		9	9	9	1
Dartford	2066	Maypole Primary School	PRI	ACA PRI	Academy	Academy		No	12/06/2018	2	03/10/2013	2		9	9	9	2
Dartford	3914	Oakfield Primary Academy	PRI	ACA PRI	Academy	Academy		Yes			05/10/2021	2		2	2	2	2
Dartford	3733	Our Lady's Catholic Primary School, Dartford	PRI	PRI	Voluntary Aided	Non Academy	Archdiocese of Southwark	No	12/02/2020	2	23/02/2012	2		9	9	9	2
Dartford	7044	Rowhill School	SPE	SEMH	Foundation	Non Academy		No	18/11/2021	2	22/06/2016	2		9	9	9	2
Dartford	3020	Sedley's Church of England Primary School	PRI	ACA PRI	Academy	Academy	Diocese of Rochester	No			11/07/2023	2		2	2	2	2
Dartford	3728	St Anselm's Catholic Primary School	PRI	PRI	Voluntary Aided	Non Academy	Archdiocese of Southwark	No	19/06/2019	2	14/03/2011	2		9	9	9	2
Dartford	4024	Stone Lodge School	SEC	FRE SEC	Free	Academy		No			17/10/2023	2		2	2	2	1
Dartford	3021	Stone St Mary's CofE Primary School	PRI	ACA PRI	Academy	Academy	Diocese of Rochester	No	05/02/2020	2	07/05/2014	2		9	9	9	2
Dartford	5204	Sutton-At-Hone Church of England Primary School	PRI	ACA PRI	Academy	Academy	Diocese of Rochester	No	04/03/2020	2	17/01/2013	2		9	9	9	2
Dartford	2657	Temple Hill Primary Academy	PRI	ACA PRI	Academy	Academy		Yes			25/06/2019	2		9	9	9	2
Dartford	2679	The Brent Primary School	PRI	ACA PRI	Academy	Academy		No	22/02/2023		07/03/2017	1		9	9	9	1
Dartford	2689	The Craylands School	PRI	PRI	Community	Non Academy		No	25/09/2019	2	11/02/2016	2		9	9	9	2
Dartford	2685	The Gateway Primary Academy	PRI	ACA PRI	Academy	Academy		No	29/06/2022	2	11/09/2012	2		9	9	9	2
Dartford	6910	The Leigh Academy	SEC	ACA WID	Academy	Academy		Yes	26/04/2023	2	15/11/2017	2		9	9	9	2
Dartford	4012	The Leigh UTC	SEC	FRE UTC	Free	Academy		No			25/05/2022	2		2	2	2	2
Dartford	2684	Wentworth Primary School	PRI	ACA PRI	Academy	Academy		No			07/06/2023	2		2	2	2	2
Dartford	2676	West Hill Primary Academy	PRI	ACA PRI	Academy	Academy		No	01/10/2021	2	05/03/2013	2		9	9	9	2
Dartford	2077	Westgate Primary School	PRI	ACA PRI	Academy	Academy		No			05/03/2019	2		9	9	9	2
Dartford	6920	Wilmington Academy	SEC	ACA HIG	Academy	Academy		Yes			04/05/2023	1		1	1	1	1
Dartford	5403	Wilmington Grammar School for Boys	SEC	ACA GRA	Academy	Academy		No	14/03/2023	2	05/03/2013	2		9	9	9	2
Dartford	5400	Wilmington Grammar School for Girls	SEC	ACA GRA	Academy	Academy		No			16/11/2022	2		2	1	1	2
Dartford	5219	Wilmington Primary School	PRI	ACA PRI	Academy	Academy		No			19/06/2019	2		9	9	9	2

Page 86

Latest Ofsted Inspections as at 31st January 2024

District	DfE	School Name	School Type	School Sub Type	Status	Academy/ Non Academy	Diocese	SEN Unit	Ungraded Inspection - Most Recent Date	Ungraded Inspection - Most Recent Overall Outcome	Graded Inspection - Most Recent Date	Graded Inspection - Most Recent Overall Effectiveness	Graded Inspection - Most Recent Category of Concern	Graded Inspection - Most Recent Quality of Education	Graded Inspection - Most Recent Behaviour and Attitudes	Graded Inspection - Most Recent Personal Development	Graded Inspection - Most Recent Effectiveness of leadership and management
Dover	3351	Ash Cartwright and Kelsey Church of England Primary School	PRI	PRI	Voluntary Aided	Non Academy	Diocese of Canterbury	No			24/09/2019	2		2	2	2	2
Dover	4113	Astor Secondary School	SEC	ACA HIG	Academy	Academy		No			31/10/2023	3		3	3	2	2
Dover	2454	Aycliffe Community Primary School	PRI	PRI	Community	Non Academy		No	01/12/2022	2	06/06/2013	2		9	9	9	2
Dover	2648	Aylesham Primary School	PRI	PRI	Community	Non Academy		No	08/06/2023	2	05/12/2017	2		9	9	9	2
Dover	2310	Barton Junior School	PRI	ACA JUN	Academy	Academy		No	05/12/2018	2	08/10/2014	2		9	9	9	2
Dover	2559	Capel-le-Ferne Primary School	PRI	PRI	Community	Non Academy		No			29/03/2022	2		2	2	2	2
Dover	2058	Charlton Church of England Primary School	PRI	ACA PRI	Academy	Academy	Diocese of Canterbury	No	22/11/2023	2	20/02/2018	2		9	9	9	2
Dover	3353	Deal Parochial Church of England Primary School	PRI	ACA PRI	Academy	Academy	Diocese of Canterbury	No	28/06/2023	2	08/05/2013	2		9	9	9	1
Dover	4034	Dover Christ Church Academy	SEC	ACA HIG	Academy	Academy		Yes			18/10/2022	3		3	3	2	3
Dover	5459	Dover Grammar School for Boys	SEC	GRA	Foundation	Non Academy		No	16/10/2019	2	02/02/2016	2		9	9	9	2
Dover	4109	Dover Grammar School for Girls	SEC	GRA	Community	Non Academy		No			14/11/2013	1		9	9	9	1
Dover	3356	Dover, St Mary's Church of England Primary School	PRI	PRI	Voluntary Aided	Non Academy	Diocese of Canterbury	No			15/11/2022	3		3	2	2	3
Dover	6918	Duke of York's Royal Military School	SEC	ACA WID	Academy	Academy		No			08/02/2023	2		2	1	1	2
Dover	3167	Eastry Church of England Primary School	PRI	PRI	Voluntary Controlled	Non Academy	Diocese of Canterbury	No			13/06/2023	2		2	2	2	2
Dover	7045	Elms School	SPE	SEMH	Foundation	Non Academy		No	14/03/2023	2	18/10/2017	2		9	9	9	2
Dover	2320	Eythorne Elvington Community Primary School	PRI	PRI	Community	Non Academy		No			13/12/2022	1		1	1	1	1
Dover	3168	Goodnestone Church of England Primary School	PRI	PRI	Voluntary Controlled	Non Academy	Diocese of Canterbury	No			16/01/2019	2		9	9	9	2
Dover	4023	Goodwin Academy	SEC	ACA HIG	Academy	Academy		Yes			18/10/2022	3		3	3	2	3
Dover	3916	Green Park Community Primary School	PRI	PRI	Community	Non Academy		No	25/05/2023		31/01/2017	1		9	9	9	1
Dover	3169	Guston Church of England Primary School	PRI	PRI	Voluntary Controlled	Non Academy	Diocese of Canterbury	No	21/10/2021	2	29/02/2012	2		9	9	9	2
Dover	3911	Hornbeam Primary School	PRI	ACA PRI	Academy	Academy		No	11/10/2023	2	27/03/2014	2		9	9	9	2
Dover	3173	Kingsdown and Ringwold Church of England Primary School	PRI	ACA PRI	Academy	Academy	Diocese of Canterbury	No			24/05/2023	1		1	1	1	1
Dover	2318	Langdon Primary School	PRI	PRI	Community	Non Academy		No	28/01/2020	2	06/07/2016	2		9	9	9	2
Dover	2321	Lydden Primary School	PRI	PRI	Community	Non Academy		No	05/02/2019	2	12/02/2015	2		9	9	9	2
Dover	3171	Nonington Church of England Primary School	PRI	PRI	Voluntary Controlled	Non Academy	Diocese of Canterbury	No			20/04/2022	3		3	2	2	2
Dover	3172	Northbourne Church of England Primary School	PRI	ACA PRI	Academy	Academy	Diocese of Canterbury	No	18/07/2023	2	25/01/2012	2		9	9	9	2
Dover	7067	Portal House School	SPE	SEMH	Community	Non Academy		No	15/05/2019	2	04/06/2015	2		9	9	9	2
Dover	2322	Preston Primary School	PRI	PRI	Community	Non Academy		No	22/05/2018	2	16/07/2013	2		9	9	9	2
Dover	2309	Priory Fields School	PRI	ACA PRI	Academy	Academy		No	20/11/2018	2	20/06/2013	2		9	9	9	2
Dover	2312	River Primary School	PRI	PRI	Community	Non Academy		Yes			28/11/2013	1		9	9	9	1
Dover	2659	Sandown School	PRI	ACA PRI	Academy	Academy		No	20/09/2023	2	13/03/2013	2		9	9	9	2
Dover	2626	Sandwich Infant School	PRI	ACA INF	Academy	Academy		No	28/02/2017		24/04/2013	2		9	9	9	2
Dover	2627	Sandwich Junior School	PRI	JUN	Community	Non Academy		No	24/03/2022	1	21/06/2016	1		9	9	9	1
Dover	5463	Sandwich Technology School	SEC	ACA HIG	Academy	Academy		No			01/05/2019	2		9	9	9	2
Dover	2316	Shatterlocks Infant and Nursery School	PRI	ACA INF	Academy	Academy		No			15/05/2019	1		9	9	9	1
Dover	3175	Shepherdswell Church of England Primary School	PRI	PRI	Voluntary Controlled	Non Academy	Diocese of Canterbury	No			19/10/2021	2		2	2	2	2
Dover	3358	Sholden Church of England Primary School	PRI	ACA PRI	Academy	Academy	Diocese of Canterbury	No			13/06/2023	2		2	2	2	2
Dover	5428	Sir Roger Manwood's School	SEC	ACA GRA	Academy	Academy		No			27/09/2022	2		2	2	2	2
Dover	4013	St Edmund's Catholic School	SEC	ACA WID	Academy	Academy	Archdiocese of Southwark	No			12/07/2022	2		2	2	2	2
Dover	3719	St Joseph's Catholic Primary School, Aylesham	PRI	ACA PRI	Academy	Academy	Archdiocese of Southwark	No	02/11/2021	2	19/10/2010	2		9	9	9	2
Dover	2532	St Margaret's-at-Cliffe Primary School	PRI	PRI	Community	Non Academy		No			02/07/2015	1		9	9	9	1
Dover	2313	St Martin's School	PRI	ACA PRI	Academy	Academy		No	13/09/2018	2	27/03/2014	2		9	9	9	2
Dover	3720	St Mary's Catholic Primary School	PRI	ACA PRI	Academy	Academy	Archdiocese of Southwark	No			16/11/2022	2		2	2	2	2
Dover	3740	St Richard's Catholic Primary School	PRI	ACA PRI	Academy	Academy	Archdiocese of Southwark	No	06/10/2022	2	20/05/2014	2		9	9	9	2
Dover	2023	Temple Ewell Church of England Primary School	PRI	ACA PRI	Academy	Academy	Diocese of Canterbury	No			03/07/2023	2		1	2	1	2
Dover	3163	The Downs Church of England Primary School	PRI	ACA PRI	Academy	Academy	Diocese of Canterbury	No			12/09/2023	2		2	2	2	2
Dover	2531	Vale View Community School	PRI	ACA PRI	Academy	Academy		No			26/04/2022	2		2	2	2	2
Dover	2307	Warden House Primary School	PRI	ACA PRI	Academy	Academy		No			02/12/2014	1		9	9	9	1
Dover	2315	White Cliffs Primary and Nursery School	PRI	ACA PRI	Academy	Academy		No			08/01/2019	2		9	9	9	2

Latest Ofsted Inspections as at 31st January 2024

District	DfE	School Name	School Type	School Sub Type	Status	Academy/ Non Academy	Diocese	SEN Unit	Ungraded Inspection - Most Recent Date	Ungraded Inspection - Most Recent Overall Outcome	Graded Inspection - Most Recent Date	Graded Inspection - Most Recent Overall Effectiveness	Graded Inspection - Most Recent Category of Concern	Graded Inspection - Most Recent Quality of Education	Graded Inspection - Most Recent Behaviour and Attitudes	Graded Inspection - Most Recent Personal Development	Graded Inspection - Most Recent Effectiveness of leadership and management
Dover	2471	Whitfield Aspen School	PRI	PRI	Community	Non Academy		Yes	12/09/2019	2	25/06/2012	2		9	9	9	2
Dover	2326	Wingham Primary School	PRI	PRI	Community	Non Academy		No	17/11/2021	2	28/02/2012	2		9	9	9	2
Dover	2327	Worth Primary School	PRI	ACA PRI	Academy	Academy		No	22/06/2017		04/10/2012	2		9	9	9	2

Latest Ofsted Inspections as at 31st January 2024

District	DfE	School Name	School Type	School Sub Type	Status	Academy/ Non Academy	Diocese	SEN Unit	Ungraded Inspection - Most Recent Date	Ungraded Inspection - Most Recent Overall Outcome	Graded Inspection - Most Recent Date	Graded Inspection - Most Recent Overall Effectiveness	Graded Inspection - Most Recent Category of Concern	Graded Inspection - Most Recent Quality of Education	Graded Inspection - Most Recent Behaviour and Attitudes	Graded Inspection - Most Recent Personal Development	Graded Inspection - Most Recent Effectiveness of leadership and management
Folkestone and Hythe	5224	All Soul's Church of England Primary School	PRI	ACA PRI	Academy	Academy	Diocese of Canterbury	No			12/09/2023	2		2	2	2	2
Folkestone and Hythe	1124	Birchwood	PRU	PRU	Community	Non Academy		No			05/02/2019	2		9	9	9	2
Folkestone and Hythe	3146	Bodsham Church of England Primary School	PRI	PRI	Voluntary Controlled	Non Academy	Diocese of Canterbury	No			25/05/2022	2		2	1	1	2
Folkestone and Hythe	2081	Brenzett Church of England Primary School	PRI	ACA PRI	Academy	Academy	Diocese of Canterbury	No			02/07/2019	2		9	9	9	1
Folkestone and Hythe	5466	Brockhill Park Performing Arts College	SEC	ACA WID	Academy	Academy		No			12/10/2021	2		2	2	2	2
Folkestone and Hythe	3137	Brookland Church of England Primary School	PRI	PRI	Voluntary Controlled	Non Academy	Diocese of Canterbury	No			02/02/2023	2		2	2	1	2
Folkestone and Hythe	3904	Castle Hill Community Primary School	PRI	PRI	Community	Non Academy		Yes			12/10/2021	3		3	2	2	3
Folkestone and Hythe	2510	Cheriton Primary School	PRI	PRI	Foundation	Non Academy		No	30/10/2019	2	27/01/2011	2		9	9	9	2
Folkestone and Hythe	3148	Christ Church Cep Academy, Folkestone	PRI	ACA PRI	Academy	Academy	Diocese of Canterbury	No			30/11/2022	2		2	2	2	2
Folkestone and Hythe	2650	Dymchurch Primary School	PRI	ACA PRI	Academy	Academy		No			26/04/2022	3		3	2	3	3
Folkestone and Hythe	3347	Elham Church of England Primary School	PRI	PRI	Voluntary Aided	Non Academy	Diocese of Canterbury	No	19/07/2022	2	24/01/2013	2		9	9	9	2
Folkestone and Hythe	4020	Folkestone Academy	SEC	ACA HIG	Academy	Academy		No			20/04/2022	2		2	2	2	1
Folkestone and Hythe	2143	Folkestone Primary	PRI	ACA PRI	Academy	Academy		No			27/06/2023	2		2	1	1	2
Folkestone and Hythe	3349	Folkestone St. Mary's Church of England Primary Academy	PRI	ACA PRI	Academy	Academy	Diocese of Canterbury	No	20/10/2021	2	21/09/2016	2		9	9	9	2
Folkestone and Hythe	3149	Folkestone, St Martin's Church of England Primary School	PRI	PRI	Voluntary Controlled	Non Academy	Diocese of Canterbury	No			23/04/2015	1		9	9	9	1
Folkestone and Hythe	3150	Folkestone, St Peter's Church of England Primary School	PRI	PRI	Voluntary Controlled	Non Academy	Diocese of Canterbury	No	26/06/2019	2	18/11/2015	2		9	9	9	2
Folkestone and Hythe	5218	Greatstone Primary School	PRI	PRI	Foundation	Non Academy		No			24/05/2022	2		2	2	2	2
Folkestone and Hythe	5225	Harcourt Primary School	PRI	PRI	Foundation	Non Academy		No	06/10/2021	2	13/03/2013	2		9	9	9	2
Folkestone and Hythe	2298	Hawkinge Primary School	PRI	PRI	Foundation	Non Academy		No			11/06/2019	1		9	9	9	1
Folkestone and Hythe	3902	Hythe Bay CofE Primary School	PRI	PRI	Voluntary Controlled	Non Academy	Diocese of Canterbury	Yes	25/01/2023	2	23/01/2013	2		9	9	9	2
Folkestone and Hythe	2059	Lydd Primary School	PRI	ACA PRI	Academy	Academy		No	13/09/2023	2	21/03/2018	2		9	9	9	2
Folkestone and Hythe	3154	Lyminge Church of England Primary School	PRI	PRI	Voluntary Controlled	Non Academy	Diocese of Canterbury	No	09/11/2023	2	17/07/2018	2		9	9	9	2
Folkestone and Hythe	3155	Lympne Church of England Primary School	PRI	PRI	Voluntary Controlled	Non Academy	Diocese of Canterbury	No	14/10/2021	2	14/03/2012	2		9	9	9	2
Folkestone and Hythe	2039	Martello Primary	PRI	ACA PRI	Academy	Academy		Yes			08/03/2022	2		2	2	2	2
Folkestone and Hythe	2087	Morehall Primary School and Nursery	PRI	ACA PRI	Academy	Academy		Yes			01/10/2019	2		2	2	2	2
Folkestone and Hythe	2296	Mundella Primary School	PRI	ACA PRI	Academy	Academy		No			26/02/2020	3		3	3	2	2
Folkestone and Hythe	2524	Palmarsh Primary School	PRI	PRI	Community	Non Academy		No	02/10/2019	2	15/03/2016	2		9	9	9	2
Folkestone and Hythe	3350	Saltwood CofE Primary School	PRI	PRI	Voluntary Aided	Non Academy	Diocese of Canterbury	No			10/05/2022	2		2	2	1	2
Folkestone and Hythe	2545	Sandgate Primary School	PRI	PRI	Community	Non Academy		No			15/09/2021	2		2	2	2	2
Folkestone and Hythe	3153	Seabrook Church of England Primary School	PRI	PRI	Voluntary Controlled	Non Academy	Diocese of Canterbury	No			07/11/2023	2		2	1	1	2
Folkestone and Hythe	2300	Sellindge Primary School	PRI	PRI	Community	Non Academy		No			02/02/2023	2		2	1	2	2
Folkestone and Hythe	3160	Selsted Church of England Primary School	PRI	PRI	Voluntary Controlled	Non Academy	Diocese of Canterbury	No	02/11/2022	2	08/05/2013	2		9	9	9	2
Folkestone and Hythe	3718	St Augustine's Catholic Primary School	PRI	ACA PRI	Academy	Academy	Archdiocese of Southwark	No	28/09/2018	2	12/03/2015	2		9	9	9	2
Folkestone and Hythe	3348	St Eanswythe's Church of England Primary School	PRI	ACA PRI	Academy	Academy	Diocese of Canterbury	No			12/03/2019	1		9	9	9	1
Folkestone and Hythe	2078	St Nicholas Church of England Primary Academy	PRI	ACA PRI	Academy	Academy	Diocese of Canterbury	Yes			22/05/2019	2		9	9	9	2
Folkestone and Hythe	5216	Stella Maris Catholic Primary School	PRI	ACA PRI	Academy	Academy	Archdiocese of Southwark	No	21/06/2023	2	05/12/2013	2		9	9	9	2
Folkestone and Hythe	3158	Stelling Minnis Church of England Primary School	PRI	PRI	Voluntary Controlled	Non Academy	Diocese of Canterbury	No			08/06/2022	2		2	1	2	2
Folkestone and Hythe	3159	Stowting Church of England Primary School	PRI	PRI	Voluntary Controlled	Non Academy	Diocese of Canterbury	No			12/11/2019	2		2	1	2	2
Folkestone and Hythe	7043	The Beacon Folkestone	SPE	C&L	Foundation	Non Academy		No			12/02/2019	1		9	9	9	1
Folkestone and Hythe	2692	The Churchill School	PRI	ACA PRI	Academy	Academy		No	23/05/2019	2	19/05/2015	2		9	9	9	2
Folkestone and Hythe	5437	The Folkestone School for Girls	SEC	ACA GRA	Academy	Academy		No			11/10/2012	1		9	9	9	1
Folkestone and Hythe	4101	The Harvey Grammar School	SEC	ACA GRA	Academy	Academy		No	14/12/2022	1	16/03/2016	1		9	9	9	1
Folkestone and Hythe	6909	The Marsh Academy	SEC	ACA WID	Academy	Academy		Yes			15/11/2022	2		2	2	2	2
Folkestone and Hythe	4021	Turner Free School	SEC	FRE SEC	Free	Academy		No			06/12/2022	2		2	2	2	2

Latest Ofsted Inspections as at 31st January 2024

District	DfE	School Name	School Type	School Sub Type	Status	Academy/ Non Academy	Diocese	SEN Unit	Ungraded Inspection - Most Recent Date	Ungraded Inspection - Most Recent Overall Outcome	Graded Inspection - Most Recent Date	Graded Inspection - Most Recent Overall Effectiveness	Graded Inspection - Most Recent Category of Concern	Graded Inspection - Most Recent Quality of Education	Graded Inspection - Most Recent Behaviour and Attitudes	Graded Inspection - Most Recent Personal Development	Graded Inspection - Most Recent Effectiveness of leadership and management
Gravesham	2095	Cecil Road Primary and Nursery School	PRI	PRI	Foundation	Non Academy		No	05/12/2019	2	12/05/2016	2		9	9	9	2
Gravesham	2019	Chantry Community Academy	PRI	ACA PRI	Academy	Academy		No	27/01/2022	2	06/12/2016	2		9	9	9	2
Gravesham	2094	Cobham Primary School	PRI	PRI	Community	Non Academy		No			14/11/2012	1		9	9	9	1
Gravesham	2024	Copperfield Academy	PRI	ACA PRI	Academy	Academy		Yes			05/05/2021	2		2	2	2	2
Gravesham	2110	Culverstone Green Primary School	PRI	ACA PRI	Academy	Academy		No	18/10/2018	2	18/09/2014	2		9	9	9	2
Gravesham	5465	Gravesend Grammar School	SEC	ACA GRA	Academy	Academy		No			25/06/2015	1		9	9	9	1
Gravesham	2109	Higham Primary School	PRI	PRI	Community	Non Academy		No	06/06/2018	2	03/10/2013	2		9	9	9	2
Gravesham	5202	Holy Trinity Church of England Primary School	PRI	ACA PRI	Academy	Academy	Diocese of Rochester	No	04/10/2023	2	12/09/2018	2		9	9	9	2
Gravesham	7039	Ifield School	SPE	C&L	Foundation	Non Academy		No	02/11/2023	1	04/02/2014	1		9	9	9	1
Gravesham	2063	Istead Rise Primary School	PRI	ACA PRI	Academy	Academy		No			25/09/2018	2		9	9	9	1
Gravesham	2674	King's Farm Primary School	PRI	PRI	Community	Non Academy		Yes			22/05/2018	2		9	9	9	2
Gravesham	2116	Lawn Primary School	PRI	PRI	Foundation	Non Academy		No			10/01/2023	3		3	2	2	3
Gravesham	5467	Mayfield Grammar School, Gravesend	SEC	ACA GRA	Academy	Academy		No			11/06/2013	1		9	9	9	1
Gravesham	2656	Meopham Community Academy	PRI	ACA PRI	Academy	Academy		No	16/10/2018	2	25/11/2014	2		9	9	9	2
Gravesham	4004	Meopham School	SEC	ACA HIG	Academy	Academy		Yes			19/04/2023	2		2	2	2	2
Gravesham	1132	North West Kent Alternative Provision Service	PRU	ACA PRU	Academy	Academy		No			13/06/2023	2		2	2	1	2
Gravesham	1001	Northfleet Nursery School	NUR	NUR	Community	Non Academy		No	19/07/2022	1	10/09/2013	1		9	9	9	1
Gravesham	4040	Northfleet School for Girls	SEC	HIG	Foundation	Non Academy		No	02/03/2022	2	26/09/2012	2		9	9	9	2
Gravesham	5456	Northfleet Technology College	SEC	HIG	Foundation	Non Academy		No			21/09/2022	2		2	2	2	2
Gravesham	2525	Painters Ash Primary School	PRI	PRI	Foundation	Non Academy		No	01/03/2023	2	07/06/2017	2		9	9	9	2
Gravesham	2462	Riverview Infant School	PRI	ACA INF	Academy	Academy		No			07/12/2021	2		2	2	1	2
Gravesham	2096	Riverview Junior School	PRI	ACA JUN	Academy	Academy		No			08/02/2022	2		2	1	1	1
Gravesham	2107	Rosherville Church of England Academy	PRI	ACA PRI	Academy	Academy	Diocese of Rochester	No			27/09/2022	2		2	2	2	2
Gravesham	5404	Saint George's Church of England School	SEC	ACA WID	Academy	Academy	Diocese of Rochester	No			17/10/2023	2		2	2	1	2
Gravesham	2119	Shears Green Infant School	PRI	ACA INF	Academy	Academy		No	14/03/2017		05/06/2013	2		9	9	9	2
Gravesham	2431	Shears Green Junior School	PRI	JUN	Foundation	Non Academy		No	19/01/2023	2	18/10/2012	2		9	9	9	2
Gravesham	3019	Shorne Church of England Primary School	PRI	ACA PRI	Academy	Academy	Diocese of Rochester	No	08/03/2023	2	04/10/2012	2		9	9	9	2
Gravesham	2509	Singlewell Primary School	PRI	PRI	Community	Non Academy		No			24/01/2023	2		2	2	2	2
Gravesham	2129	Springhead Park Primary School	PRI	FRE PRI	Free	Academy		No			24/05/2023	2		2	2	2	2
Gravesham	5210	St Botolph's Church of England Primary School	PRI	ACA PRI	Academy	Academy	Diocese of Rochester	No	29/03/2023	2	13/09/2017	2		9	9	9	2
Gravesham	5461	St John's Catholic Comprehensive	SEC	WID	Voluntary Aided	Non Academy	Archdiocese of Southwark	No	15/05/2018	2	12/11/2014	2		9	9	9	2
Gravesham	3708	St John's Catholic Primary School, Gravesend	PRI	ACA PRI	Academy	Academy	Archdiocese of Southwark	No	18/10/2023	2	15/07/2014	2		9	9	9	2
Gravesham	5222	St Joseph's Catholic Primary School, Northfleet	PRI	ACA PRI	Academy	Academy	Archdiocese of Southwark	No			10/01/2023	1		1	1	1	1
Gravesham	5407	Thamesview School	SEC	HIG	Foundation	Non Academy		Yes			19/06/2018	2		9	9	9	2
Gravesham	2029	Tymberwood Academy	PRI	ACA PRI	Academy	Academy		Yes	03/03/2022	2	22/02/2017	2		9	9	9	1
Gravesham	2519	Vigo Village School	PRI	PRI	Community	Non Academy		No	06/11/2019	2	27/01/2011	2		9	9	9	2
Gravesham	2658	Westcourt Primary School	PRI	ACA PRI	Academy	Academy		No	27/11/2019	2	07/03/2013	2		9	9	9	2
Gravesham	3900	Whitehill Primary School	PRI	ACA PRI	Academy	Academy		No			23/03/2022	3		3	3	3	3
Gravesham	2666	Wrotham Road Primary School	PRI	ACA PRI	Academy	Academy		No	06/10/2022	2	06/07/2016	2		9	9	9	2

Latest Ofsted Inspections as at 31st January 2024

District	DfE	School Name	School Type	School Sub Type	Status	Academy/ Non Academy	Diocese	SEN Unit	Ungraded Inspection - Most Recent Date	Ungraded Inspection - Most Recent Overall Outcome	Graded Inspection - Most Recent Date	Graded Inspection - Most Recent Overall Effectiveness	Graded Inspection - Most Recent Category of Concern	Graded Inspection - Most Recent Quality of Education	Graded Inspection - Most Recent Behaviour and Attitudes	Graded Inspection - Most Recent Personal Development	Graded Inspection - Most Recent Effectiveness of leadership and management
Maidstone	5209	Allington Primary School	PRI	ACA PRI	Academy	Academy		No			12/07/2022	1		1	1	1	1
Maidstone	2027	Archbishop Courtenay Primary School	PRI	ACA PRI	Academy	Academy	Diocese of Canterbury	No			06/06/2023	2		2	2	2	2
Maidstone	2080	Barming Primary School	PRI	ACA PRI	Academy	Academy		No			08/05/2019	2		9	9	9	2
Maidstone	2131	Bearsted Primary Academy	PRI	FRE PRI	Free	Academy		No			24/01/2023	1		1	1	1	1
Maidstone	2161	Boughton Monchelsea Primary School	PRI	PRI	Community	Non Academy		No	29/09/2023	2	13/03/2018	2		9	9	9	2
Maidstone	7032	Bower Grove School	SPE	SEMH	Foundation	Non Academy		No			18/09/2019	1		1	1	1	1
Maidstone	3061	Bredhurst Church of England Voluntary Controlled Primary School	PRI	PRI	Voluntary Controlled	Non Academy	Diocese of Rochester	No			01/12/2011	1		9	9	9	1
Maidstone	2171	Brunswick House Primary School	PRI	PRI	Community	Non Academy		No	19/07/2023	2	27/02/2018	2		9	9	9	2
Maidstone	6913	Cornwallis Academy	SEC	ACA HIG	Academy	Academy		No	12/01/2023	2	28/11/2017	2		9	9	9	2
Maidstone	2677	Coxheath Primary School	PRI	ACA PRI	Academy	Academy		No			07/02/2023	2		2	1	1	2
Maidstone	2163	East Farleigh Primary School	PRI	PRI	Community	Non Academy		No			21/06/2022	2		2	2	1	1
Maidstone	7056	Five Acre Wood School	SPE	C&L	Foundation	Non Academy		No	28/03/2019	1	25/03/2015	1		9	9	9	1
Maidstone	3898	Greenfields Community Primary School	PRI	PRI	Community	Non Academy		No			14/05/2019	2		9	9	9	2
Maidstone	3067	Harrietsham Church of England Primary School	PRI	PRI	Voluntary Controlled	Non Academy	Diocese of Canterbury	No	12/06/2018	2	20/11/2013	2		9	9	9	2
Maidstone	2165	Headcorn Primary School	PRI	PRI	Community	Non Academy		No			04/05/2022	3		3	2	2	2
Maidstone	2166	Hollingbourne Primary School	PRI	PRI	Community	Non Academy		No	01/03/2022	2	08/02/2012	2		9	9	9	2
Maidstone	3323	Hunton Church of England Primary School	PRI	PRI	Voluntary Aided	Non Academy	Diocese of Rochester	No	12/05/2021	2	21/09/2011	2		9	9	9	2
Maidstone	4058	Invicta Grammar School	SEC	ACA GRA	Academy	Academy		No			20/09/2012	1		9	9	9	1
Maidstone	2043	Jubilee Primary School	PRI	FRE PRI	Free	Academy		No	18/10/2023		04/07/2017	1		9	9	9	1
Maidstone	2578	Kingswood Primary School	PRI	PRI	Community	Non Academy		No	19/07/2022	2	15/05/2013	2		9	9	9	2
Maidstone	3091	Laddingford St Mary's Church of England Voluntary Controlled	PRI	PRI	Voluntary Controlled	Non Academy	Diocese of Rochester	No			07/03/2023	2		2	2	2	2
Maidstone	2073	Langley Park Primary Academy	PRI	ACA PRI	Academy	Academy		Yes			18/06/2019	2		9	9	9	1
Maidstone	3069	Leeds and Broomfield Church of England Primary School	PRI	PRI	Voluntary Controlled	Non Academy	Diocese of Canterbury	No	19/10/2021	2	19/10/2016	2		9	9	9	2
Maidstone	2168	Lenham Primary School	PRI	PRI	Community	Non Academy		No			05/12/2023	2		2	1	2	2
Maidstone	2044	Loose Primary School	PRI	ACA PRI	Academy	Academy		No			27/06/2023	2		2	2	2	2
Maidstone	2520	Madginford Primary School	PRI	PRI	Community	Non Academy		No	20/04/2023	2	07/06/2017	2		9	9	9	2
Maidstone	1127	Maidstone and Malling Alternative Provision	PRU	PRU	Community	Non Academy		No			05/11/2019	2		2	2	1	2
Maidstone	4522	Maidstone Grammar School	SEC	GRA	Foundation	Non Academy		No			15/01/2019	2		9	9	9	2
Maidstone	4523	Maidstone Grammar School for Girls	SEC	GRA	Foundation	Non Academy		No			07/03/2023	1		1	1	1	1
Maidstone	3372	Maidstone, St John's Church of England Primary School	PRI	ACA PRI	Academy	Academy	Diocese of Canterbury	No			15/07/2015	1		9	9	9	1
Maidstone	3072	Maidstone, St Michael's Church of England Junior School	PRI	JUN	Voluntary Controlled	Non Academy	Diocese of Canterbury	No	22/11/2023	2	13/03/2018	2		9	9	9	2
Maidstone	2183	Marden Primary Academy	PRI	ACA PRI	Academy	Academy		No			28/02/2023	2		2	1	1	1
Maidstone	2007	Molehill Primary Academy	PRI	ACA PRI	Academy	Academy		Yes	14/06/2023	2	30/01/2018	2		9	9	9	2
Maidstone	6912	New Line Learning Academy	SEC	ACA HIG	Academy	Academy		No			12/11/2019	2		2	2	2	2
Maidstone	2175	North Borough Junior School	PRI	JUN	Community	Non Academy		No	19/10/2023	2	24/06/2014	2		9	9	9	2
Maidstone	2003	Oaks Primary Academy	PRI	ACA PRI	Academy	Academy		No			21/09/2021	1		1	1	1	1
Maidstone	5422	Oakwood Park Grammar School	SEC	ACA GRA	Academy	Academy		No			06/02/2019	2		9	9	9	2
Maidstone	3906	Palace Wood Primary School	PRI	PRI	Community	Non Academy		No	15/09/2022	2	04/07/2017	2		9	9	9	2
Maidstone	2176	Park Way Primary School	PRI	PRI	Community	Non Academy		No	13/11/2018	2	15/01/2015	2		9	9	9	2
Maidstone	2169	Platts Heath Primary School	PRI	PRI	Community	Non Academy		No			20/04/2022	2		2	2	2	2
Maidstone	5203	Roseacre Junior School	PRI	JUN	Foundation	Non Academy		No	03/11/2022		17/05/2016	1		9	9	9	1
Maidstone	2552	Sandling Primary School	PRI	PRI	Community	Non Academy		No	05/02/2020	2	14/03/2012	2		9	9	9	2
Maidstone	4019	School of Science and Technology Maidstone	SEC	FRE SEC	Free	Academy		No			24/01/2023	1		1	1	1	1
Maidstone	2586	Senacre Wood Primary School	PRI	PRI	Community	Non Academy		No	04/12/2019	2	13/01/2016	2		9	9	9	2
Maidstone	7006	Snowfields Academy	SPE	FRE C&I	Free	Academy		No			27/06/2023	1		1	1	1	1
Maidstone	2180	South Borough Primary School	PRI	ACA PRI	Academy	Academy		No	26/04/2023	2	16/01/2018	2		9	9	9	2
Maidstone	4000	St Augustine Academy	SEC	ACA HIG	Academy	Academy	Diocese of Canterbury	Yes			12/07/2023	3		3	2	2	3
Maidstone	5207	St Francis' Catholic Primary School, Maidstone	PRI	PRI	Voluntary Aided	Non Academy	Archdiocese of Southwark	No	18/09/2018	2	28/01/2015	2		9	9	9	2
Maidstone	3090	St Margaret's, Collier Street Church of England Voluntary Cont	PRI	PRI	Voluntary Controlled	Non Academy	Diocese of Rochester	No	04/05/2022	2	16/07/2013	2		9	9	9	2

Latest Ofsted Inspections as at 31st January 2024

District	DfE	School Name	School Type	School Sub Type	Status	Academy/ Non Academy	Diocese	SEN Unit	Ungraded Inspection - Most Recent Date	Ungraded Inspection - Most Recent Overall Outcome	Graded Inspection - Most Recent Date	Graded Inspection - Most Recent Overall Effectiveness	Graded Inspection - Most Recent Category of Concern	Graded Inspection - Most Recent Quality of Education	Graded Inspection - Most Recent Behaviour and Attitudes	Graded Inspection - Most Recent Personal Development	Graded Inspection - Most Recent Effectiveness of leadership and management
Maidstone	3073	St Michael's Church of England Infant School Maidstone	PRI	INF	Voluntary Controlled	Non Academy	Diocese of Canterbury	No			28/01/2014	1		9	9	9	1
Maidstone	2474	St Paul's Infant School	PRI	INF	Community	Non Academy		No	15/01/2020	2	14/06/2016	2		9	9	9	2
Maidstone	5432	St Simon Stock Catholic School	SEC	ACA WID	Academy	Academy	Archdiocese of Southwark	No	13/10/2021	2	21/01/2010	2		9	9	9	1
Maidstone	2192	Staplehurst School	PRI	PRI	Community	Non Academy		No			25/01/2022	2		2	2	2	2
Maidstone	2193	Sutton Valence Primary School	PRI	PRI	Community	Non Academy		No	29/03/2023	2	05/12/2017	2		9	9	9	2
Maidstone	2041	The Holy Family Catholic Primary School	PRI	ACA PRI	Academy	Academy	Archdiocese of Southwark	No			11/10/2023	2		2	2	2	2
Maidstone	4015	The Lenham School	SEC	ACA HIG	Academy	Academy		No			05/11/2019	2		2	2	2	2
Maidstone	5401	The Maplesden Noakes School	SEC	ACA HIG	Academy	Academy		No	14/11/2018	2	25/09/2013	2		9	9	9	2
Maidstone	3081	Thurnham Church of England Infant School	PRI	INF	Voluntary Controlled	Non Academy	Diocese of Canterbury	No			21/02/2023	2		2	2	2	2
Maidstone	2008	Tiger Primary School	PRI	FRE PRI	Free	Academy		No			19/09/2023	2		2	2	2	2
Maidstone	2004	Tree Tops Primary Academy	PRI	ACA PRI	Academy	Academy		No			11/06/2019	2		9	9	9	1
Maidstone	3083	Ulcombe Church of England Primary School	PRI	PRI	Voluntary Controlled	Non Academy	Diocese of Canterbury	No	27/11/2019	2	27/04/2016	2		9	9	9	2
Maidstone	2172	Valley Invicta Primary School At East Borough	PRI	ACA PRI	Academy	Academy		Yes	14/10/2021	2	07/05/2015	2		9	9	9	2
Maidstone	4249	Valley Park School	SEC	ACA HIG	Academy	Academy		No			04/03/2020	2		2	2	2	2
Maidstone	2653	West Borough Primary School	PRI	PRI	Community	Non Academy		No	19/10/2022	2	20/06/2017	2		9	9	9	1
Maidstone	3092	Yalding, St Peter and St Paul Church of England Voluntary Co	PRI	PRI	Voluntary Controlled	Non Academy	Diocese of Rochester	No			29/01/2019	2		9	9	9	2



Latest Ofsted Inspections as at 31st January 2024

District	DfE	School Name	School Type	School Sub Type	Status	Academy/ Non Academy	Diocese	SEN Unit	Ungraded Inspection - Most Recent Date	Ungraded Inspection - Most Recent Overall Outcome	Graded Inspection - Most Recent Date	Graded Inspection - Most Recent Overall Effectiveness	Graded Inspection - Most Recent Category of Concern	Graded Inspection - Most Recent Quality of Education	Graded Inspection - Most Recent Behaviour and Attitudes	Graded Inspection - Most Recent Personal Development	Graded Inspection - Most Recent Effectiveness of leadership and management
Sevenoaks	2141	Amherst School	PRI	ACA JUN	Academy	Academy		No			10/05/2022	2		2	1	1	2
Sevenoaks	3307	Chevening, St Botolph's Church of England Voluntary Aided Pr	PRI	PRI	Voluntary Aided	Non Academy	Diocese of Rochester	No			26/11/2019	2		2	2	2	2
Sevenoaks	3025	Chiddingstone Church of England School	PRI	ACA PRI	Academy	Academy	Diocese of Rochester	No			26/03/2015	1		9	9	9	1
Sevenoaks	3055	Churchill Church of England Voluntary Controlled Primary Sch	PRI	PRI	Voluntary Controlled	Non Academy	Diocese of Rochester	No			04/12/2019	2		2	2	2	2
Sevenoaks	2088	Crockenhill Primary School	PRI	PRI	Community	Non Academy		No	27/03/2019	2	24/03/2015	2		9	9	9	2
Sevenoaks	3054	Crockham Hill Church of England Voluntary Controlled Primary	PRI	PRI	Voluntary Controlled	Non Academy	Diocese of Rochester	No	26/04/2023	2	19/06/2013	2		9	9	9	2
Sevenoaks	3896	Downsview Community Primary School	PRI	PRI	Community	Non Academy		No			25/04/2023	3		3	2	2	3
Sevenoaks	2130	Dunton Green Primary School	PRI	PRI	Community	Non Academy		No			17/07/2018	2		9	9	9	2
Sevenoaks	2099	Edenbridge Primary School	PRI	ACA PRI	Academy	Academy		No			11/10/2022	2		2	2	2	2
Sevenoaks	3015	Fawkham Church of England Voluntary Controlled Primary Sch	PRI	PRI	Voluntary Controlled	Non Academy	Diocese of Rochester	No	22/11/2023	2	12/11/2013	2		9	9	9	2
Sevenoaks	3313	Fordcombe Church of England Primary School	PRI	ACA PRI	Academy	Academy	Diocese of Rochester	No	18/10/2022	2	10/02/2016	2		9	9	9	2
Sevenoaks	2134	Four Elms Primary School	PRI	ACA PRI	Academy	Academy		No			15/10/2019	2		2	1	2	2
Sevenoaks	2133	Halstead Community Primary School	PRI	ACA PRI	Academy	Academy		No			26/11/2019	3		3	2	2	3
Sevenoaks	2511	Hartley Primary Academy	PRI	ACA PRI	Academy	Academy		No			10/10/2023	1		1	1	1	1
Sevenoaks	3312	Hever Church of England Voluntary Aided Primary School	PRI	PRI	Voluntary Aided	Non Academy	Diocese of Rochester	No			22/03/2022	3		3	2	2	3
Sevenoaks	3907	Hextable Primary School	PRI	PRI	Community	Non Academy		No	27/09/2023	2	20/03/2018	2		9	9	9	2
Sevenoaks	2615	High Firs Primary School	PRI	PRI	Community	Non Academy		No			11/10/2023	2		2	2	2	2
Sevenoaks	2001	Horizon Primary Academy	PRI	ACA PRI	Academy	Academy		No			14/11/2018	2		9	9	9	2
Sevenoaks	5215	Horton Kirby Church of England Primary School	PRI	ACA PRI	Academy	Academy	Diocese of Rochester	No			16/05/2023	2		2	2	2	2
Sevenoaks	3318	Ide Hill Church of England Primary School	PRI	PRI	Voluntary Aided	Non Academy	Diocese of Rochester	No	04/04/2019	2	09/06/2015	2		9	9	9	2
Sevenoaks	2136	Kemsing Primary School	PRI	PRI	Community	Non Academy		No	20/07/2022	2	04/07/2013	2		9	9	9	2
Sevenoaks	6905	Knole Academy	SEC	ACA HIG	Academy	Academy		No	23/11/2022	2	20/09/2017	2		9	9	9	2
Sevenoaks	3317	Lady Boswell's Church of England Voluntary Aided Primary Sch	PRI	PRI	Voluntary Aided	Non Academy	Diocese of Rochester	No			24/05/2022	1		1	1	1	1
Sevenoaks	2137	Leigh Primary School	PRI	PRI	Community	Non Academy		No			21/09/2021	3		3	2	2	3
Sevenoaks	7066	Milestone Academy	SPE	ACA C&L	Academy	Academy		No	18/12/2019	1	15/11/2011	1		9	9	9	1
Sevenoaks	2682	New Ash Green Primary School	PRI	PRI	Community	Non Academy		No	25/02/2022	2	27/11/2012	2		9	9	9	2
Sevenoaks	4031	Orchards Academy	SEC	ACA WID	Academy	Academy		Yes	02/07/2021	2	08/02/2012	2		9	9	9	2
Sevenoaks	2138	Otford Primary School	PRI	PRI	Community	Non Academy		No	18/10/2023	2	14/11/2013	2		9	9	9	2
Sevenoaks	5217	Our Lady of Hartley Catholic Primary School, Hartley, Longfield	PRI	ACA PRI	Academy	Academy	Archdiocese of Southwark	No			21/11/2013	1		9	9	9	1
Sevenoaks	3314	Penshurst Church of England Voluntary Aided Primary School	PRI	PRI	Voluntary Aided	Non Academy	Diocese of Rochester	No	17/11/2022	2	01/05/2013	2		9	9	9	2
Sevenoaks	2459	Riverhead Infants' School	PRI	INF	Community	Non Academy		No			21/03/2023	2		2	2	2	2
Sevenoaks	3035	Seal Church of England Voluntary Controlled Primary School	PRI	ACA PRI	Academy	Academy	Diocese of Rochester	No	20/01/2022	2	03/10/2011	2		9	9	9	2
Sevenoaks	2632	Sevenoaks Primary School	PRI	PRI	Community	Non Academy		No	19/04/2023	2	18/04/2013	2		9	9	9	2
Sevenoaks	2148	Shoreham Village School	PRI	PRI	Community	Non Academy		No	26/03/2019	2	17/03/2015	2		9	9	9	2
Sevenoaks	5214	St Bartholomew's Catholic Primary School, Swanley	PRI	PRI	Voluntary Aided	Non Academy	Archdiocese of Southwark	No	05/05/2022	2	27/06/2013	2		9	9	9	2
Sevenoaks	3037	St John's Church of England Primary School, Sevenoaks	PRI	PRI	Voluntary Controlled	Non Academy	Diocese of Rochester	No			25/04/2023	2		2	2	2	2
Sevenoaks	3303	St Katharine's Knockholt Church of England Voluntary Aided P	PRI	PRI	Voluntary Aided	Non Academy	Diocese of Rochester	No	16/11/2022	2	05/02/2013	2		9	9	9	2
Sevenoaks	3201	St Lawrence Church of England Primary School	PRI	PRI	Voluntary Controlled	Non Academy	Diocese of Rochester	No			27/09/2022	2		2	2	2	2
Sevenoaks	3373	St Mary's Church of England Voluntary Aided Primary School	PRI	PRI	Voluntary Aided	Non Academy	Diocese of Rochester	No			06/12/2022	2		2	2	2	2
Sevenoaks	3010	St Pauls' Church of England Voluntary Controlled Primary Sch	PRI	PRI	Voluntary Controlled	Non Academy	Diocese of Rochester	No	28/01/2020	2	19/05/2016	2		9	9	9	2
Sevenoaks	3751	St Thomas' Catholic Primary School, Sevenoaks	PRI	ACA PRI	Academy	Academy	Archdiocese of Southwark	No			11/02/2014	1		9	9	9	1
Sevenoaks	3298	St. Edmund's Church of England Primary School	PRI	PRI	Voluntary Controlled	Non Academy	Diocese of Rochester	No			13/11/2018	2		9	9	9	2
Sevenoaks	3043	Sundridge and Brasted Church of England Voluntary Controlle	PRI	PRI	Voluntary Controlled	Non Academy	Diocese of Rochester	No			11/10/2023	2		2	2	2	2
Sevenoaks	2089	The Anthony Roper Primary School	PRI	PRI	Foundation	Non Academy		No	27/06/2019	2	09/07/2015	2		9	9	9	2
Sevenoaks	4006	Trinity School	SEC	FRE SEC	Free	Academy		No	02/10/2018	2	23/06/2015	2		9	9	9	2
Sevenoaks	7021	Valence School	SPE	P&S	Foundation	Non Academy		No			03/12/2019	2		2	1	1	2
Sevenoaks	2147	Weald Community Primary School	PRI	PRI	Community	Non Academy		No	04/03/2020	2	06/10/2011	2		9	9	9	2

Latest Ofsted Inspections as at 31st January 2024

District	DfE	School Name	School Type	School Sub Type	Status	Academy/ Non Academy	Diocese	SEN Unit	Ungraded Inspection - Most Recent Date	Ungraded Inspection - Most Recent Overall Outcome	Graded Inspection - Most Recent Date	Graded Inspection - Most Recent Overall Effectiveness	Graded Inspection - Most Recent Category of Concern	Graded Inspection - Most Recent Quality of Education	Graded Inspection - Most Recent Behaviour and Attitudes	Graded Inspection - Most Recent Personal Development	Graded Inspection - Most Recent Effectiveness of leadership and management
Swale	7005	Aspire School	SPE	FRE C&I	Free	Academy		No			11/10/2022	3		3	2	2	3
Swale	3328	Bapchild and Tonge Church of England Primary School and Nursery	PRI	PRI	Voluntary Aided	Non Academy	Diocese of Canterbury	No	17/07/2019	2	30/04/2015	2		9	9	9	2
Swale	2223	Bobbing Village School	PRI	ACA PRI	Academy	Academy		No	22/02/2023		09/05/2017	1		9	9	9	1
Swale	3329	Borden Church of England Primary School	PRI	ACA PRI	Academy	Academy	Diocese of Canterbury	No			28/06/2022	3		2	2	2	3
Swale	4527	Borden Grammar School	SEC	ACA GRA	Academy	Academy		No	24/11/2021	2	12/11/2013	2		9	9	9	2
Swale	3282	Boughton-under-Blean and Dunkirk Primary School	PRI	PRI	Voluntary Controlled	Non Academy		No	11/07/2019	2	15/10/2015	2		9	9	9	2
Swale	3330	Bredgar Church of England Primary School	PRI	ACA PRI	Academy	Academy	Diocese of Canterbury	No	12/01/2022	2	01/02/2012	2		9	9	9	2
Swale	2534	Bysing Wood Primary School	PRI	ACA PRI	Academy	Academy		No	28/02/2017		27/02/2012	2		9	9	9	2
Swale	2254	Canterbury Road Primary School	PRI	PRI	Community	Non Academy		No			15/01/2019	2		9	9	9	2
Swale	2228	Davington Primary School	PRI	PRI	Community	Non Academy		No			21/06/2023	2		2	2	2	2
Swale	3106	Eastchurch Church of England Primary School	PRI	ACA PRI	Academy	Academy	Diocese of Canterbury	No			11/07/2023	3		3	2	2	3
Swale	2226	Eastling Primary School	PRI	PRI	Community	Non Academy		No	20/10/2021	2	13/09/2016	2		9	9	9	2
Swale	2227	Ethelbert Road Primary School	PRI	PRI	Community	Non Academy		No			30/09/2014	1		9	9	9	1
Swale	5414	Fulston Manor School	SEC	ACA HIG	Academy	Academy		No			14/11/2023	3		3	2	2	2
Swale	2229	Graveney Primary School	PRI	ACA PRI	Academy	Academy		No	04/10/2023	2	13/03/2018	2		9	9	9	2
Swale	2595	Grove Park Primary School	PRI	ACA PRI	Academy	Academy		No			23/05/2023	3		3	3	3	3
Swale	5220	Halfway Houses Primary School	PRI	ACA PRI	Academy	Academy		No	13/11/2018	2	29/04/2015	2		9	9	9	2
Swale	3332	Hartlip Endowed Church of England Primary School	PRI	PRI	Voluntary Aided	Non Academy	Diocese of Canterbury	No			20/04/2022	2		2	2	2	2
Swale	3109	Hernhill Church of England Primary School	PRI	PRI	Voluntary Controlled	Non Academy	Diocese of Canterbury	No	01/11/2017		31/10/2017	1		9	9	9	1
Swale	4080	Highsted Grammar School	SEC	ACA GRA	Academy	Academy		No			17/01/2023	2		2	2	2	2
Swale	2629	Holywell Primary School	PRI	ACA PRI	Academy	Academy		No	02/11/2017		24/04/2013	2		9	9	9	2
Swale	2230	Iwade School	PRI	ACA PRI	Academy	Academy		No	22/09/2022	2	06/11/2012	2		9	9	9	2
Swale	2021	Kemsley Primary Academy	PRI	ACA PRI	Academy	Academy		No	14/02/2019	2	10/02/2015	2		9	9	9	2
Swale	2055	Lansdowne Primary School	PRI	ACA PRI	Academy	Academy		No			13/12/2022	2		2	1	1	1
Swale	2231	Lower Halstow Primary School	PRI	PRI	Community	Non Academy		No			13/03/2019	2		9	9	9	2
Swale	2232	Luddenham School	PRI	ACA PRI	Academy	Academy		No			26/02/2019	2		9	9	9	2
Swale	2233	Lynsted and Norton Primary School	PRI	ACA PRI	Academy	Academy		No			07/03/2023	3		3	3	3	3
Swale	7072	Meadowfield School	SPE	C&L	Foundation	Non Academy		No	26/03/2019	1	13/11/2014	1		9	9	9	1
Swale	3110	Milstead and Frinsted Church of England Primary School	PRI	ACA PRI	Academy	Academy	Diocese of Canterbury	No			02/11/2022	3		3	3	3	3
Swale	2022	Milton Court Primary Academy	PRI	ACA PRI	Academy	Academy		No			17/09/2019	2		2	2	2	2
Swale	2235	Minster in Sheppey Primary School	PRI	ACA PRI	Academy	Academy		No			09/03/2022	2		2	2	2	2
Swale	2463	Minterne Junior School	PRI	ACA JUN	Academy	Academy		Yes	06/10/2021	2	01/04/2014	2		9	9	9	2
Swale	3111	Newington Church of England Primary School	PRI	PRI	Voluntary Controlled	Non Academy	Diocese of Canterbury	No			14/05/2019	2		9	9	9	2
Swale	6915	Oasis Academy Isle of Sheppey	SEC	ACA WID	Academy	Academy		No			07/06/2022	4	SM	4	4	4	4
Swale	3108	Ospringe Church of England Primary School	PRI	PRI	Voluntary Controlled	Non Academy	Diocese of Canterbury	No	07/06/2023	2	15/11/2012	2		9	9	9	2
Swale	5449	Queen Elizabeth's Grammar School	SEC	ACA GRA	Academy	Academy		No			28/02/2023	2		2	1	1	2
Swale	2237	Queenborough School and Nursery	PRI	ACA PRI	Academy	Academy		No			03/07/2023	1		1	1	1	1
Swale	2249	Regis Manor Primary School	PRI	ACA PRI	Academy	Academy		No	04/07/2023	2	06/03/2018	2		9	9	9	2
Swale	2090	Richmond Primary School	PRI	ACA PRI	Academy	Academy		No			08/11/2022	2		2	2	2	2
Swale	2239	Rodmersham School	PRI	PRI	Community	Non Academy		No			21/09/2011	1		9	9	9	1
Swale	2245	Rose Street Primary School	PRI	PRI	Community	Non Academy		No			29/11/2022	3		3	2	2	3
Swale	3112	Selling Church of England Primary School	PRI	ACA PRI	Academy	Academy	Diocese of Canterbury	No	11/11/2021	2	15/09/2011	2		9	9	9	2
Swale	2246	Sheldwich Primary School	PRI	ACA PRI	Academy	Academy		No			08/11/2012	1		9	9	9	1
Swale	2435	South Avenue Primary School	PRI	ACA PRI	Academy	Academy		No			11/10/2022	2		2	2	2	2
Swale	2054	St Edward's Catholic Primary School	PRI	ACA PRI	Academy	Academy	Archdiocese of Southwark	No			21/05/2019	2		9	9	9	2
Swale	5228	St Georges CofE (Aided) Primary School	PRI	ACA PRI	Academy	Academy	Diocese of Canterbury	No	02/10/2018	2	17/04/2013	2		9	9	9	2
Swale	2051	St Mary of Charity CofE (Aided) Primary School	PRI	ACA PRI	Academy	Academy	Diocese of Canterbury	No			10/07/2018	1		9	9	9	1
Swale	3714	St Peter's Catholic Primary School	PRI	ACA PRI	Academy	Academy	Archdiocese of Southwark	No			11/05/2010	1		9	9	9	1
Swale	2126	Sunny Bank Primary School	PRI	ACA PRI	Academy	Academy		No			18/06/2019	4	SM	9	9	9	4

Page 94

Latest Ofsted Inspections as at 31st January 2024

District	DfE	School Name	School Type	School Sub Type	Status	Academy/ Non Academy	Diocese	SEN Unit	Ungraded Inspection - Most Recent Date	Ungraded Inspection - Most Recent Overall Outcome	Graded Inspection - Most Recent Date	Graded Inspection - Most Recent Overall Effectiveness	Graded Inspection - Most Recent Category of Concern	Graded Inspection - Most Recent Quality of Education	Graded Inspection - Most Recent Behaviour and Attitudes	Graded Inspection - Most Recent Personal Development	Graded Inspection - Most Recent Effectiveness of leadership and management
Swale	3117	Teynham Parochial Church of England Primary School	PRI	PRI	Voluntary Controlled	Non Academy	Diocese of Canterbury	No			28/03/2023	3		3	2	2	2
Swale	4033	The Abbey School	SEC	ACA HIG	Academy	Academy		Yes			11/05/2022	4	SWK	2	4	3	4
Swale	2513	The Oaks Infant School	PRI	ACA INF	Academy	Academy		Yes	24/11/2021	2	27/06/2011	2		9	9	9	2
Swale	4002	The Sittingbourne School	SEC	ACA HIG	Academy	Academy		Yes			21/03/2023	2		2	2	2	2
Swale	2034	Thistle Hill Academy	PRI	ACA PRI	Academy	Academy		Yes			26/04/2022	3		3	2	2	3
Swale	3337	Tunstall Church of England (Aided) Primary School	PRI	PRI	Voluntary Aided	Non Academy	Diocese of Canterbury	No			23/05/2023	1		1	1	1	1
Swale	2434	West Minster Primary School	PRI	PRI	Community	Non Academy		Yes	01/12/2021	2	29/11/2016	2		9	9	9	1
Swale	3912	Westlands Primary School	PRI	ACA PRI	Academy	Academy		No	26/06/2019	2	20/05/2015	2		9	9	9	1
Swale	5434	Westlands School	SEC	ACA HIG	Academy	Academy		Yes			26/02/2019	2		9	9	9	2

Latest Ofsted Inspections as at 31st January 2024

District	DfE	School Name	School Type	School Sub Type	Status	Academy/ Non Academy	Diocese	SEN Unit	Ungraded Inspection - Most Recent Date	Ungraded Inspection - Most Recent Overall Outcome	Graded Inspection - Most Recent Date	Graded Inspection - Most Recent Overall Effectiveness	Graded Inspection - Most Recent Category of Concern	Graded Inspection - Most Recent Quality of Education	Graded Inspection - Most Recent Behaviour and Attitudes	Graded Inspection - Most Recent Personal Development	Graded Inspection - Most Recent Effectiveness of leadership and management
Thanet	3178	Birchington Church of England Primary School	PRI	PRI	Voluntary Controlled	Non Academy	Diocese of Canterbury	No	25/09/2019	2	13/01/2016	2		9	9	9	2
Thanet	2603	Bromstone Primary School, Broadstairs	PRI	PRI	Foundation	Non Academy		Yes			26/03/2019	2		9	9	9	2
Thanet	2329	Callis Grange Nursery and Infant School	PRI	INF	Community	Non Academy		No			20/04/2022	2		2	1	1	2
Thanet	5462	Chatham & Clarendon Grammar School	SEC	ACA GRA	Academy	Academy		No	16/05/2018	2	11/09/2014	2		9	9	9	2
Thanet	2596	Chilton Primary School	PRI	ACA PRI	Academy	Academy		No			09/01/2019	1		9	9	9	1
Thanet	2020	Christ Church Church of England Junior School, Ramsgate	PRI	ACA JUN	Academy	Academy	Diocese of Canterbury	No	10/11/2021	2	05/10/2016	2		9	9	9	2
Thanet	2028	Cliftonville Primary School	PRI	ACA PRI	Academy	Academy		No	18/01/2023		30/11/2016	1		9	9	9	1
Thanet	2015	Dame Janet Primary Academy	PRI	ACA PRI	Academy	Academy		No			02/10/2018	2		9	9	9	2
Thanet	5460	Dane Court Grammar School	SEC	ACA GRA	Academy	Academy		No			10/05/2022	2		2	2	2	2
Thanet	2017	Drapers Mills Primary Academy	PRI	ACA PRI	Academy	Academy		No	01/11/2023	2	13/03/2018	2		9	9	9	1
Thanet	2340	Ellington Infant School	PRI	INF	Community	Non Academy		No	19/07/2022	2	28/02/2017	2		9	9	9	2
Thanet	1128	Enterprise Learning Alliance	PRU	PRU	Community	Non Academy		No			05/06/2019	2		9	9	9	2
Thanet	7040	Foreland Fields School	SPE	C&L	Foundation	Non Academy		No	11/05/2023	2	19/06/2013	2		9	9	9	2
Thanet	3917	Garlinge Primary School and Nursery	PRI	PRI	Foundation	Non Academy		Yes			28/11/2023	2		2	2	1	2
Thanet	4172	Hartsdown Academy	SEC	ACA HIG	Academy	Academy		No			07/12/2021	2		2	2	2	2
Thanet	4120	King Ethelbert School	SEC	ACA HIG	Academy	Academy		No			02/10/2018	2		9	9	9	2
Thanet	7073	Laleham Gap School	SPE	C&I	Foundation	Non Academy		No			19/04/2023	1		1	1	1	1
Thanet	3179	Margate, Holy Trinity and St John's Church of England Primary School	PRI	PRI	Voluntary Controlled	Non Academy	Diocese of Canterbury	Yes			28/03/2023	2		2	2	2	2
Thanet	3182	Minster Church of England Primary School	PRI	PRI	Voluntary Controlled	Non Academy	Diocese of Canterbury	No	18/01/2023	2	27/11/2012	2		9	9	9	2
Thanet	3183	Monkton Church of England Primary School	PRI	PRI	Voluntary Controlled	Non Academy	Diocese of Canterbury	No			11/09/2018	2		9	9	9	2
Thanet	3918	Newington Community Primary School	PRI	PRI	Community	Non Academy		No	16/03/2017		14/03/2017	1		9	9	9	1
Thanet	2010	Newlands Primary School	PRI	ACA PRI	Academy	Academy		No	02/11/2022	2	17/05/2017	2		9	9	9	2
Thanet	2009	Northdown Primary School	PRI	ACA PRI	Academy	Academy		No			23/11/2021	2		2	2	2	2
Thanet	2672	Palm Bay Primary School	PRI	ACA PRI	Academy	Academy		No	13/12/2018	2	23/10/2014	2		9	9	9	2
Thanet	2345	Priory Infant School	PRI	INF	Community	Non Academy		No	21/06/2023	2	06/02/2014	2		9	9	9	2
Thanet	2064	Ramsgate Arts Primary School	PRI	FRE PRI	Free	Academy		No	28/09/2023	2	02/05/2018	2		9	9	9	2
Thanet	3364	Ramsgate, Holy Trinity Church of England Primary School	PRI	PRI	Voluntary Aided	Non Academy	Diocese of Canterbury	No			28/09/2021	1		1	1	1	1
Thanet	2011	Salmestone Primary School	PRI	ACA PRI	Academy	Academy		No			22/01/2019	2		9	9	9	2
Thanet	7033	St Anthony's School	SPE	SEMH	Foundation	Non Academy		No	02/07/2019	2	01/07/2015	2		9	9	9	2
Thanet	2337	St Crispin's Community Primary Infant School	PRI	INF	Community	Non Academy		No	11/09/2019	2	25/05/2011	2		9	9	9	2
Thanet	3722	St Ethelbert's Catholic Primary School	PRI	PRI	Voluntary Aided	Non Academy	Archdiocese of Southwark	No	13/06/2019	2	09/07/2015	2		9	9	9	2
Thanet	5447	St George's Church of England Foundation School	SEC	HIG	Foundation	Non Academy	Diocese of Canterbury	No			12/06/2019	2		9	9	9	1
Thanet	3889	St Gregory's Catholic Primary School, Margate	PRI	ACA PRI	Academy	Academy	Archdiocese of Southwark	No			18/09/2019	2		2	2	2	2
Thanet	3890	St Joseph's Catholic Primary School, Broadstairs	PRI	ACA PRI	Academy	Academy	Archdiocese of Southwark	No			08/06/2022	3		3	2	2	3
Thanet	2014	St Laurence In Thanet Church of England Junior Academy	PRI	ACA JUN	Academy	Academy	Diocese of Canterbury	No			03/07/2018	2		9	9	9	2
Thanet	2328	St Mildred's Primary Infant School	PRI	INF	Foundation	Non Academy		No	24/11/2021	1	27/01/2016	1		9	9	9	1
Thanet	3186	St Nicholas At Wade Church of England Primary School	PRI	PRI	Voluntary Controlled	Non Academy	Diocese of Canterbury	No			01/10/2019	2		2	2	2	2
Thanet	3360	St Peter-in-Thanet CofE Junior School	PRI	JUN	Voluntary Aided	Non Academy	Diocese of Canterbury	No			10/05/2023	1		1	1	1	1
Thanet	3181	St Saviour's Church of England Junior School	PRI	JUN	Voluntary Controlled	Non Academy	Diocese of Canterbury	No	18/10/2023	2	13/03/2014	2		9	9	9	2
Thanet	7058	Stone Bay School	SPE	C&I	Foundation	Non Academy		No	16/01/2018	2	12/06/2013	2		9	9	9	2
Thanet	4016	The Charles Dickens School	SEC	ACA HIG	Academy	Academy		Yes			28/03/2023	2		2	2	2	2
Thanet	4030	The Royal Harbour Academy	SEC	ACA HIG	Academy	Academy		No			08/01/2020	3		3	2	2	3
Thanet	2523	Upton Junior School	PRI	ACA JUN	Academy	Academy		No			20/11/2014	1		9	9	9	1
Thanet	4633	Ursuline College	SEC	ACA WID	Academy	Academy	Archdiocese of Southwark	No			08/11/2022	2		2	2	2	2

Latest Ofsted Inspections as at 31st January 2024

District	DfE	School Name	School Type	School Sub Type	Status	Academy/ Non Academy	Diocese	SEN Unit	Ungraded Inspection - Most Recent Date	Ungraded Inspection - Most Recent Overall Outcome	Graded Inspection - Most Recent Date	Graded Inspection - Most Recent Overall Effectiveness	Graded Inspection - Most Recent Category of Concern	Graded Inspection - Most Recent Quality of Education	Graded Inspection - Most Recent Behaviour and Attitudes	Graded Inspection - Most Recent Personal Development	Graded Inspection - Most Recent Effectiveness of leadership and management
Tonbridge and Malling	4029	Aylesford School	SEC	ACA HIG	Academy	Academy		No			03/03/2020	2		2	2	2	2
Tonbridge and Malling	2086	Bishop Chavasse Primary School	PRI	FRE PRI	Free	Academy	Diocese of Rochester	No			05/07/2022	2		2	2	2	2
Tonbridge and Malling	5201	Borough Green Primary School	PRI	PRI	Foundation	Non Academy		No	03/07/2018	2	25/06/2014	2		9	9	9	2
Tonbridge and Malling	2514	Brookfield Infant School	PRI	INF	Community	Non Academy		No			19/04/2023	2		2	1	1	2
Tonbridge and Malling	5223	Brookfield Junior School	PRI	JUN	Community	Non Academy		No	29/03/2023	2	21/11/2017	2		9	9	9	2
Tonbridge and Malling	3062	Burham Church of England Primary School	PRI	PRI	Voluntary Controlled	Non Academy	Diocese of Rochester	No	05/12/2018	2	02/10/2014	2		9	9	9	2
Tonbridge and Malling	2114	Cage Green Primary School	PRI	ACA PRI	Academy	Academy		Yes			08/11/2023	2		2	1	1	1
Tonbridge and Malling	5208	Ditton Church of England Junior School	PRI	ACA JUN	Academy	Academy	Diocese of Rochester	No			29/10/2019	3		3	2	2	3
Tonbridge and Malling	5212	Ditton Infant School	PRI	INF	Foundation	Non Academy		No			04/10/2022	2		2	2	2	2
Tonbridge and Malling	2164	East Peckham Primary School	PRI	PRI	Community	Non Academy		No			03/07/2023	3		3	2	2	2
Tonbridge and Malling	7052	Grange Park School	SPE	C&I	Foundation	Non Academy		No	11/10/2016		21/11/2012	2		9	9	9	2
Tonbridge and Malling	2132	Hadlow Primary School	PRI	PRI	Community	Non Academy		No	02/10/2019	2	22/03/2016	2		9	9	9	2
Tonbridge and Malling	4009	Hadlow Rural Community School	SEC	FRE SEC	Free	Academy		No	26/02/2019	2	23/06/2015	2		9	9	9	2
Tonbridge and Malling	3033	Hildenborough Church of England Primary School	PRI	PRI	Voluntary Controlled	Non Academy	Diocese of Rochester	No	01/03/2023	2	04/10/2012	2		9	9	9	2
Tonbridge and Malling	5450	Hillview School for Girls	SEC	ACA HIG	Academy	Academy		No	20/09/2023	2	11/12/2013	2		9	9	9	2
Tonbridge and Malling	5431	Hugh Christie School	SEC	HIG	Foundation	Non Academy		Yes			11/10/2023	3		2	3	2	2
Tonbridge and Malling	2167	Ightham Primary School	PRI	PRI	Community	Non Academy		No			03/03/2020	1		1	1	1	1
Tonbridge and Malling	2680	Kings Hill School Primary and Nursery	PRI	PRI	Community	Non Academy		No	08/12/2022	2	23/01/2013	2		9	9	9	2
Tonbridge and Malling	5455	Leigh Academy Tonbridge	SEC	ACA HIG	Academy	Academy		No			06/12/2022	2		2	1	2	2
Tonbridge and Malling	3324	Leybourne, St Peter and St Paul Church of England Primary Academy	PRI	ACA PRI	Academy	Academy	Diocese of Rochester	No			02/11/2021	2		2	2	2	2
Tonbridge and Malling	2662	Long Mead Community Primary School	PRI	PRI	Foundation	Non Academy		No			17/09/2019	2		2	2	2	2
Tonbridge and Malling	2562	Lunsford Primary School	PRI	PRI	Community	Non Academy		No	14/06/2023	2	12/06/2013	2		9	9	9	2
Tonbridge and Malling	2185	Mereworth Community Primary School	PRI	PRI	Community	Non Academy		No	07/07/2022	2	06/02/2013	2		9	9	9	2
Tonbridge and Malling	3745	More Park Catholic Primary School	PRI	ACA PRI	Academy	Academy	Archdiocese of Southwark	No	23/02/2023	2	04/07/2013	2		9	9	9	2
Tonbridge and Malling	7051	Nexus Foundation Special School	SPE	C&L	Foundation	Non Academy		No			20/06/2023	2		2	1	1	2
Tonbridge and Malling	2187	Offham Primary School	PRI	PRI	Community	Non Academy		No			19/05/2015	1		9	9	9	1
Tonbridge and Malling	3325	Platt Church of England Voluntary Aided Primary School	PRI	PRI	Voluntary Aided	Non Academy	Diocese of Rochester	No	24/04/2019	2	21/10/2015	2		9	9	9	2
Tonbridge and Malling	2188	Plaxtol Primary School	PRI	PRI	Community	Non Academy		No	21/03/2023	2	24/01/2013	2		9	9	9	2
Tonbridge and Malling	2085	Royal Rise Primary School	PRI	ACA PRI	Academy	Academy		No			14/09/2021	2		2	2	2	2
Tonbridge and Malling	2189	Ryarsh Primary School	PRI	PRI	Community	Non Academy		No			25/04/2012	1		9	9	9	1
Tonbridge and Malling	2190	Shipbourne School	PRI	PRI	Community	Non Academy		No	28/03/2019	2	24/03/2015	2		9	9	9	2
Tonbridge and Malling	2155	Slade Primary School and Attached Unit for Children with Healthcare Needs	PRI	PRI	Community	Non Academy		Yes			21/09/2011	1		9	9	9	1
Tonbridge and Malling	5200	Snodland CoFe Primary School	PRI	PRI	Voluntary Aided	Non Academy	Diocese of Rochester	No	19/10/2022	2	17/10/2012	2		9	9	9	2
Tonbridge and Malling	3089	St George's Church of England Voluntary Controlled Primary School	PRI	PRI	Voluntary Controlled	Non Academy	Diocese of Rochester	No			13/12/2022	2		2	2	2	2
Tonbridge and Malling	2006	St James the Great Academy	PRI	ACA PRI	Academy	Academy		No	13/09/2023	2	07/03/2018	2		9	9	9	2
Tonbridge and Malling	2118	St Katherine's School & Nursery	PRI	ACA PRI	Academy	Academy		No			14/11/2017	3		9	9	9	3
Tonbridge and Malling	3744	St Margaret Clitherow Catholic Primary School	PRI	ACA PRI	Academy	Academy	Archdiocese of Southwark	No			01/11/2022	2		2	1	1	2
Tonbridge and Malling	3059	St Mark's Church of England Primary School, Eccles	PRI	ACA PRI	Academy	Academy	Diocese of Rochester	No	22/03/2022	2	30/09/2015	2		9	9	9	2
Tonbridge and Malling	3057	St Peter's Church of England Primary School	PRI	PRI	Voluntary Controlled	Non Academy	Diocese of Rochester	No	20/03/2019	2	20/01/2015	2		9	9	9	2
Tonbridge and Malling	2539	Stocks Green Primary School	PRI	PRI	Community	Non Academy		No	19/06/2018	2	05/03/2014	2		9	9	9	2
Tonbridge and Malling	2156	Sussex Road Community Primary School	PRI	PRI	Community	Non Academy		No	24/11/2021	2	22/11/2016	2		9	9	9	2
Tonbridge and Malling	2065	The Discovery School	PRI	PRI	Community	Non Academy		No			21/02/2023	1		1	1	1	1
Tonbridge and Malling	4027	The Holmesdale School	SEC	ACA HIG	Academy	Academy		Yes			06/07/2021	3		3	2	2	2
Tonbridge and Malling	4622	The Judd School	SEC	GRA	Voluntary Aided	Non Academy		Yes			06/05/2015	1		9	9	9	1
Tonbridge and Malling	5425	The Malling School	SEC	HIG	Foundation	Non Academy		Yes			28/03/2023	2		2	1	1	1
Tonbridge and Malling	1123	The Rosewood School	PRU	PRU	Community	Non Academy		No			22/06/2022	2		2	2	2	2
Tonbridge and Malling	5443	Tonbridge Grammar School	SEC	ACA GRA	Academy	Academy		No			16/10/2019	1		1	1	1	1
Tonbridge and Malling	3082	Trottiscliffe Church of England Primary School	PRI	PRI	Voluntary Controlled	Non Academy	Diocese of Rochester	No	15/09/2022	2	11/06/2013	2		9	9	9	2
Tonbridge and Malling	2530	Tunbury Primary School	PRI	PRI	Community	Non Academy		No			07/06/2023	2		2	2	2	2

Latest Ofsted Inspections as at 31st January 2024

District	DfE	School Name	School Type	School Sub Type	Status	Academy/ Non Academy	Diocese	SEN Unit	Ungraded Inspection - Most Recent Date	Ungraded Inspection - Most Recent Overall Outcome	Graded Inspection - Most Recent Date	Graded Inspection - Most Recent Overall Effectiveness	Graded Inspection - Most Recent Category of Concern	Graded Inspection - Most Recent Quality of Education	Graded Inspection - Most Recent Behaviour and Attitudes	Graded Inspection - Most Recent Personal Development	Graded Inspection - Most Recent Effectiveness of leadership and management
Tonbridge and Malling	2030	Valley Invicta Primary School At Aylesford	PRI	ACA PRI	Academy	Academy		No			10/05/2023	1		1	1	1	1
Tonbridge and Malling	2037	Valley Invicta Primary School at Holborough Lakes	PRI	ACA PRI	Academy	Academy		Yes			03/10/2018	2		9	9	9	2
Tonbridge and Malling	2038	Valley Invicta Primary School At Kings Hill	PRI	ACA PRI	Academy	Academy		Yes			27/09/2018	2		9	9	9	2
Tonbridge and Malling	2036	Valley Invicta Primary School At Leybourne Chase	PRI	ACA PRI	Academy	Academy		Yes			25/09/2018	2		9	9	9	2
Tonbridge and Malling	3084	Wateringbury Church of England Primary School	PRI	PRI	Voluntary Aided	Non Academy	Diocese of Rochester	No			07/03/2023	3		3	2	2	3
Tonbridge and Malling	4046	Weald of Kent Grammar School	SEC	ACA GRA	Academy	Academy		No			26/04/2022	3		2	3	3	3
Tonbridge and Malling	3086	West Malling Church of England Primary School and McGinty S	PRI	ACA PRI	Academy	Academy	Diocese of Rochester	Yes			24/01/2023	2		2	2	2	2
Tonbridge and Malling	2079	Woodlands Primary School	PRI	PRI	Community	Non Academy		No			11/06/2019	2		9	9	9	2
Tonbridge and Malling	3088	Wouldham, All Saints Church of England Voluntary Controlled	PRI	PRI	Voluntary Controlled	Non Academy	Diocese of Rochester	No			25/04/2023	2		2	2	2	2
Tonbridge and Malling	5409	Wrotham School	SEC	ACA HIG	Academy	Academy		No			21/05/2019	2		9	9	9	1

Latest Ofsted Inspections as at 31st January 2024

District	DfE	School Name	School Type	School Sub Type	Status	Academy/ Non Academy	Diocese	SEN Unit	Ungraded Inspection - Most Recent Date	Ungraded Inspection - Most Recent Overall Outcome	Graded Inspection - Most Recent Date	Graded Inspection - Most Recent Overall Effectiveness	Graded Inspection - Most Recent Category of Concern	Graded Inspection - Most Recent Quality of Education	Graded Inspection - Most Recent Behaviour and Attitudes	Graded Inspection - Most Recent Personal Development	Graded Inspection - Most Recent Effectiveness of leadership and management
Tunbridge Wells	3022	Benenden Church of England Primary School	PRI	PRI	Voluntary Controlled	Non Academy	Diocese of Canterbury	No	24/02/2022	2	13/12/2016	2		9	9	9	2
Tunbridge Wells	5464	Bennett Memorial Diocesan School	SEC	ACA WID	Academy	Academy	Diocese of Rochester	No			13/12/2023	1		1	1	1	1
Tunbridge Wells	3023	Bidborough Church of England Voluntary Controlled Primary School	PRI	PRI	Voluntary Controlled	Non Academy	Diocese of Rochester	No	10/11/2022	2	10/07/2013	2		9	9	9	2
Tunbridge Wells	2490	Bishops Down Primary and Nursery School	PRI	PRI	Community	Non Academy		Yes			01/11/2023	3		3	2	2	3
Tunbridge Wells	3306	Brenchley and Matfield Church of England Primary School	PRI	ACA PRI	Academy	Academy	Diocese of Rochester	No	15/11/2018	2	28/11/2013	2		9	9	9	2
Tunbridge Wells	2651	Broadwater Down Primary School	PRI	PRI	Community	Non Academy		No			08/03/2023	2		2	2	2	2
Tunbridge Wells	7002	Broomhill Bank School	SPE	C&I	Foundation	Non Academy		No	11/10/2023	2	06/03/2018	2		9	9	9	2
Tunbridge Wells	2128	Capel Primary School	PRI	PRI	Community	Non Academy		No	15/01/2019	2	05/02/2015	2		9	9	9	2
Tunbridge Wells	2465	Claremont Primary School	PRI	PRI	Community	Non Academy		No			11/01/2023	2		2	1	1	2
Tunbridge Wells	3308	Colliers Green Church of England Primary School	PRI	PRI	Voluntary Aided	Non Academy	Diocese of Canterbury	No	07/03/2019	2	25/03/2015	2		9	9	9	2
Tunbridge Wells	3027	Cranbrook Church of England Primary School	PRI	PRI	Voluntary Controlled	Non Academy	Diocese of Canterbury	No	22/06/2022	2	25/04/2017	2		9	9	9	2
Tunbridge Wells	5416	Cranbrook School	SEC	ACA GRA	Academy	Academy		No			22/03/2022	2		2	1	1	2
Tunbridge Wells	3198	Frittenden Church of England Primary School	PRI	PRI	Voluntary Controlled	Non Academy	Diocese of Canterbury	No			23/11/2022	3		3	3	2	3
Tunbridge Wells	3029	Goudhurst and Kildown Church of England Primary School	PRI	PRI	Voluntary Controlled	Non Academy	Diocese of Canterbury	No			19/03/2014	1		9	9	9	1
Tunbridge Wells	3032	Hawkhurst Church of England Primary School	PRI	PRI	Voluntary Controlled	Non Academy	Diocese of Canterbury	No			24/01/2023	2		2	1	1	2
Tunbridge Wells	2135	Horsmonden Primary Academy	PRI	ACA PRI	Academy	Academy		No			18/10/2023	2		2	2	1	1
Tunbridge Wells	3034	Lamberhurst St Mary's CofE (Voluntary Controlled) Primary School	PRI	PRI	Voluntary Controlled	Non Academy	Diocese of Rochester	No	08/03/2023	2	08/05/2013	2		9	9	9	2
Tunbridge Wells	2482	Langton Green Primary School	PRI	PRI	Community	Non Academy		No			19/06/2012	1		9	9	9	1
Tunbridge Wells	5439	Mascalls Academy	SEC	ACA WID	Academy	Academy		No	17/11/2021	2	02/05/2012	2		9	9	9	2
Tunbridge Wells	7011	Meadows School	SPE		Non Maintained Special			No			20/04/2022	3		3	2	2	3
Tunbridge Wells	7070	Oakley School	SPE	C&L	Community	Non Academy		No	26/03/2019	2	11/03/2015	2		9	9	9	2
Tunbridge Wells	2127	Paddock Wood Primary Academy	PRI	ACA PRI	Academy	Academy		No			08/11/2023	2		2	1	1	2
Tunbridge Wells	2139	Pembury School	PRI	PRI	Community	Non Academy		No	26/02/2019	2	03/02/2015	2		9	9	9	2
Tunbridge Wells	3913	Rusthall St Paul's CofE VA Primary School	PRI	PRI	Voluntary Aided	Non Academy	Diocese of Rochester	No			19/04/2023	3		3	2	2	2
Tunbridge Wells	2142	Sandhurst Primary School	PRI	PRI	Community	Non Academy		No			05/02/2019	2		9	9	9	2
Tunbridge Wells	3309	Sissinghurst Voluntary Aided Church of England Primary School	PRI	PRI	Voluntary Aided	Non Academy	Diocese of Canterbury	No			28/02/2023	3		3	3	3	3
Tunbridge Wells	6916	Skidders' Kent Academy	SEC	ACA HIG	Academy	Academy		No			10/05/2023	2		2	2	2	2
Tunbridge Wells	2045	Skidders' Kent Primary School	PRI	ACA PRI	Academy	Academy		No			25/09/2018	2		9	9	9	1
Tunbridge Wells	3297	Southborough CofE Primary School	PRI	PRI	Voluntary Controlled	Non Academy	Diocese of Rochester	No	21/06/2018	2	27/03/2014	2		9	9	9	2
Tunbridge Wells	3042	Speldhurst Church of England Voluntary Aided Primary School	PRI	PRI	Voluntary Aided	Non Academy	Diocese of Rochester	No			06/02/2014	1		9	9	9	1
Tunbridge Wells	3754	St Augustine's Catholic Primary School	PRI	ACA PRI	Academy	Academy	Archdiocese of Southwark	No	15/09/2021	2	12/11/2015	2		9	9	9	2
Tunbridge Wells	3320	St Barnabas CofE VA Primary School	PRI	PRI	Voluntary Aided	Non Academy	Diocese of Rochester	No	04/10/2018	2	27/11/2014	2		9	9	9	2
Tunbridge Wells	5435	St Gregory's Catholic School	SEC	ACA WID	Academy	Academy	Archdiocese of Southwark	Yes			15/10/2013	1		9	9	9	1
Tunbridge Wells	3322	St James' Church of England Voluntary Aided Primary School	PRI	PRI	Voluntary Aided	Non Academy	Diocese of Rochester	No			27/03/2008	1		9	9	9	1
Tunbridge Wells	3050	St John's Church of England Primary School	PRI	PRI	Voluntary Controlled	Non Academy	Diocese of Rochester	No	22/03/2023	2	08/11/2017	2		9	9	9	2
Tunbridge Wells	3052	St Mark's Church of England Primary School	PRI	PRI	Voluntary Controlled	Non Academy	Diocese of Rochester	No	29/06/2022	2	21/05/2013	2		9	9	9	2
Tunbridge Wells	3294	St Matthew's High Brooms Church of England Voluntary Controlled	PRI	PRI	Voluntary Controlled	Non Academy	Diocese of Rochester	No	19/07/2018	2	16/07/2014	2		9	9	9	2
Tunbridge Wells	3053	St Peter's Church of England Primary School	PRI	PRI	Voluntary Controlled	Non Academy	Diocese of Rochester	No			19/03/2014	1		9	9	9	1
Tunbridge Wells	2018	Temple Grove Academy	PRI	ACA PRI	Academy	Academy		No			17/09/2019	2		2	2	2	2
Tunbridge Wells	5418	The Skidders' School	SEC	ACA GRA	Academy	Academy		No			16/11/2021	2		2	2	1	2
Tunbridge Wells	2025	The Wells Free School	PRI	FRE PRI	Free	Academy		No	18/06/2019	2	19/05/2015	2		9	9	9	2
Tunbridge Wells	4043	Tunbridge Wells Girls' Grammar School	SEC	GRA	Foundation	Non Academy		No			19/09/2023	1		1	1	1	1
Tunbridge Wells	4045	Tunbridge Wells Grammar School for Boys	SEC	GRA	Community	Non Academy		No	25/11/2021	2	10/01/2013	2		9	9	9	2
Tunbridge Wells	1129	Two Bridges School	PRU	PRU	Community	Non Academy		No			06/03/2018	1		9	9	9	1

**Notes**  
 An outcome of 9 indicates no available data due to school being inspected under a previous framework  
 SWK = Serious Weaknesses  
 SM = Special Measures

This page is intentionally left blank



**From:** Peter Oakford, Deputy Leader and Cabinet Member for Finance,  
Corporate and Traded Services

Rebecca Spore, Director of Infrastructure

**To:** Children's Young People and Education Cabinet Committee - 6 March 2024

**Subject:** KCC Maintained School Estate – Condition Survey Update

**Classification:** UNRESTRICTED

**Previous Pathway of report:** None.

**Future Pathway of report:** None.

**Electoral Division:** All

---

**Is this decision eligible for call in – N/A**

---

**Summary:** This report provides an update on the output from condition surveys which have been carried out on Kent County Council's Maintained School portfolio.

**Recommendation(s):**

The Children's Young People and Education Cabinet Committee is asked to note the latest position in regard to the 10-year condition surveys carried out on Kent County Council's School Estate.

---

**1. Introduction**

- 1.1. Kent County Council (KCC) commissioned a county-wide stock condition survey of KCC's Maintained School portfolio to support a programme of works required for the next ten years, to maintain properties in its portfolio.
- 1.2. Schools within the Maintained Portfolio include, Community, Voluntary Controlled, Foundation and Secondary. This report and condition surveys do not consider Academies or Voluntary Aided Schools.
- 1.3. The condition surveys provide information on the internal and external condition of all KCC maintained schools, as well as identifying works immediately required to ensure the schools are safe, warm, dry, and operational.
- 1.4. This information allows KCC to implement a strategic property portfolio management ten-year plan, with accurate budgets allocated to plan maintenance required for the next 10 years which are aligned to the property estates that the Council currently utilises to support its service delivery.

- 1.5. The condition survey information will enable the production of 10-Year Plan reports, identifying core costs for expenditure on the portfolio covering the following;
- Roofs
  - Mechanical services
  - Electrical services
  - Windows and doors
  - Floorings
  - External works
  - Ceilings
  - Electrical
- 1.6. This report provides a summary of the current status of these condition surveys and the 10-Year Plan. The detail behind the data presented has been collated and uploaded to the KCC asset management system (K2). The data is detailed and includes site plans, floor plans and room data sheets along with specific works required.
- 1.7. The purpose of this report is to report on the budgetary deficit that existed for the maintenance of the KCC maintained school portfolio in previous years, and the resultant budgetary requirements for the 10-Year Plan for the property maintenance and modernisation programmes.

## 2. Condition survey and the 10-Year Plan

- 2.1. The KCC Maintained Portfolio includes, Community, Voluntary Controlled, Foundation and Secondary schools.
- 2.2. These individual building reports provided estimates of budget requirements for the KCC Corporate Estate 10-Year Plan, based on the information that was available at each period.
- 2.3. 351 schools were surveyed, and 10-Year plan reports completed. The table below shows the position:

Total number of KCC maintained schools	351
Total number of KCC maintained schools surveyed	351
Total Number of 10-Year plans produced	351
Total Current Cost Forecast, including fees and Overheads and Profits (OHP) (based on 347 properties)	£167,832,796
Total Estimated Cost Forecast across all sites (includes 15% contingency)	£193,007,715

- 2.4. The costs reported above included design, project management fees, main contractor overheads and profit, plus a 15% contingency, which is set to reduce upon 100% completion of condition surveys. It is important to note that the rates used will require updating at various times to keep them aligned to current industry rates. Rates within the 10-year projection are based on industry wide measured rates for the elemental repair only for small, planned maintenance works.

2.5. The original estimation and projection of 10-year costs previously presented were calculated using the KCC School gross internal floor area's (GIFA) until the remaining sites could be surveyed, based upon the repairing liability costs per meter squared for those remaining to be surveyed. The data identified the key areas of expenditure on KCC buildings are roofs, external walls, windows, doors, electrical services, and boilers.

### 3. Financial Implications

3.1. The costs shown above are to maintain the status quo and exclude inflation, consequential costs associated with achieving net zero targets, any energy efficiency or service betterment/reconfiguration or redecoration.

3.2. The current KCC Annual Planned Enhancement Programme (APE) is reviewed annually and provides funding for KCC's maintained Schools. This is divided between Planned Maintenance, Emergency Day to Day (ED2D) and Special Access Initiative (SAI). The KCC base budget is £8m, which is Grant Funded alone with £2m for Modernisation. There has been further funding for these budget programmes from prudential to support maintenance works required.

3.3. The continuing issue with annual planned enhancement is the speed and constant movement of the forecast spend, due to the nature of the reactive works and to ensure KCC is meeting its statutory duty to provide a compliant standard of safety and comfort to public, staff, and pupils. Further to this, there are issues with previous temporary repairs now coming to fruition and requiring more permanent fix solutions. The current schemes, which have required significant Annual Planned Spend resulting in records of decision being taken are Kings Hill School Primary and Nursery, Vigo Village School and Herne Church of England Infant and Nursery School. The below identifies our higher value projects live within the Minor Works Programme, this is not including the forward maintenance plan 24/25.

Project Site	Works Category	Total CP Forecast Project Cost
Vigo Village School	Roofing	£1,472,578.00
Swalecliffe Community Primary School	Drainage	£500,000.00
St. Edmund's Church of England Primary School	Roofing	£302,071.00
St Johns Church of England Primary School	Roofing	£357,700.00
St Anthony's School	Fire Safety - Other	£1,188,000.00
Seabrook Church of England Primary School	Internal Refurbishment	£501,215.26
Oakley School	Fire Safety	£326,269.47
Nonington Church of England Primary School	Roofing	£376,987.10
Langton Green Primary School	Roof - Replacement	£416,282.15
Langafel Church of England Voluntary Controlled Primary School	Roofing	£321,500.00
Kings Hill School Primary and Nursery	Roof - Replacement	£1,068,820.00
Herne Church of England Infant and Nursery School	Roofing	£552,850.82

Goudhurst and Kildown Church of England Primary School	Boiler Repairs / Upgrades	£354,618.20
Dover Grammar School for Girls	Pipework	£400,000.00
Bethersden Primary School	Structural	£368,670.00
Ashford Oaks Community	Roofing	£492,080.00

3.4. The 10-year plans have been collated into an overall financial report to communicate the budget required to maintain all schools to a higher standard. It needs to be noted that the report is formulated on all condition surveys conducted from 2020-23 and does not consider any works already completed in order to meet failing conditions.

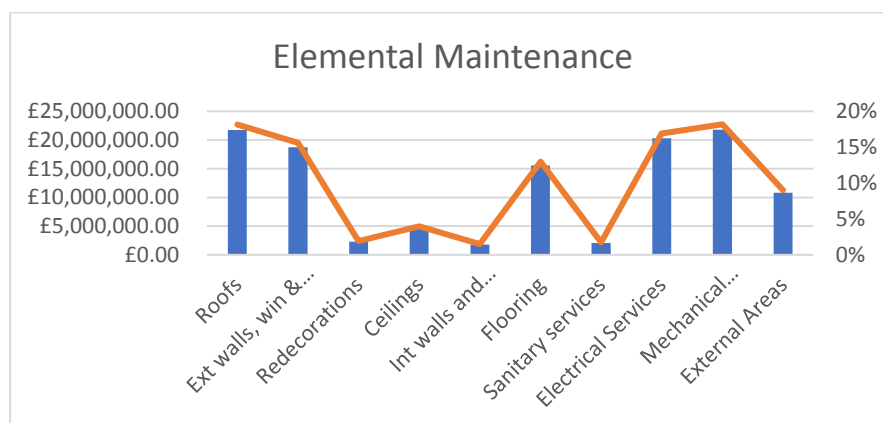
3.5 *Figure 1.1 – Summary of costs per year*

Year	TOTALS PER YEAR	OH&P (20%)	FEE's (20%)	Sub Total
<b>Immediate(D1)</b>	£3,249,989.49	£649,997.90	£649,997.90	<b>£4,549,985.29</b>
<b>Year 1</b>	£455,242.25	£91,048.45	£91,048.45	<b>£637,339.15</b>
<b>Year 2</b>	£3,754,204.77	£750,840.95	£750,840.95	<b>£5,255,886.67</b>
<b>Year 3</b>	£43,553,151.22	£8,710,630.24	£8,710,630.24	<b>£60,974,411.70</b>
<b>Year 4</b>	£13,586,834.81	£2,717,366.96	£2,717,366.96	£19,021,568.73
<b>Year 5</b>	£6,289,030.35	£1,257,806.07	£1,257,806.07	£8,804,642.49
<b>Year 6</b>	£9,071,817.59	£1,814,363.52	£1,814,363.52	£12,700,544.63
<b>Year 7</b>	£8,223,816.07	£1,644,763.21	£1,644,763.21	£11,513,342.49
<b>Year 8</b>	£14,499,266.47	£2,899,853.29	£2,899,853.29	£20,298,973.05
<b>Year 9</b>	£10,853,405.59	£2,170,681.12	£2,170,681.12	£15,194,767.83
<b>Year 10</b>	£6,445,159.46	£1,289,031.89	£1,289,031.89	£9,023,223.24

Note: The years correlate to the date of which the survey was undertaken. The surveys commenced in 2020 and continued through to 2023. All immediate works were addressed to the Schools and KCC for relevant action.

3.6 We are now in year 4 of the overall 10-year programme, therefore figures from previous years should be rolled up into the year 4 costs. On this basis, our current pressure equates to £71,417,622.80 (having only completed priority level 1 works) since 2020 To note, this is inclusive of all required Maintenance across the School Estate.

3.7 *Figures 1.2 – Per element regardless of year*



Element	Total
Roofs	£21,736,850.58
Ext walls, win & door	£18,735,060.74
Redecorations	£2,285,026.80
Ceilings	£4,769,726.42
Int walls and doors	£1,798,778.48
Flooring	£15,575,085.14
Sanitary services	£2,081,744.62
Electrical Services	£20,271,478.20
Mechanical Services	£21,804,825.86
External Areas	£10,821,992.40

3.8. The current Annual Planned Enhancement budget allocation for 2024/5 is shown in the table below. As shown, the £3.3m budgeted for planned works against the 10-Year Plan is only 18% of what is required in year four.

3.9. With this budget, we are not able to address all school condition works and work is therefore prioritised based on a review with the Facilities Management Team and Assistant Directors for Education. This presents risks to the programme and pressures on the Emergency Budget with the greater risk to possible closures. Whilst we have not seen any closures within the last 6 months, we have had to mitigate loss of heating and on-site meal provision to prevent closures until planned works can be completed.

<b>CP 24/25 APE Total Budget (Estimate)</b>	<b>£14,100,000</b>
APE Forecast Rollover (Projects live and ongoing into next financial year and spend committed)	£8,198,898
Emergency Day to Day Budget Allowance (unknown scheme) for 2024 -25	£2,000,000
SAI Budget Allowance (unknown until the point of school places granted, until the school places are announced in April 2024)	£500,000
2024-25 Available budget to spend for Projects Budget for Priority 1 Schemes only on the forward planned maintenance	£3,343,700

3.10 The modernisation base budget is £2m per annum, however KCC has granted an additional £8m over the next two financial years to undertake the Mobile Replacement Programme, which endeavours to review all mobiles across the KCC maintained school estate and to repair or replace those in greater need. There are approximately 185 mobiles across KCC maintained schools to which this Mobile Programme will only be capable of supporting 24% via either repair or replacement until further funding of circa £51m can be sought.

3.11 It should be noted, that the predicted spend figures contained within this report are based on the current number of schemes and forecast costs. These change on a daily basis as the projects progress through their gateway stages, realise costs and as new Emergency Day to Day projects present themselves.

## 4. Minor Works Education

- 4.1 The Minor Works Maintenance programmes operates a priority-based system on how planned maintenance is carried out. The priority given to each site is usually based upon condition surveys or feasibility studies previously carried out at the sites. Once data is collected from the surveys, each site is allocated a priority rating and taken forward if required or put on the forward maintenance planned for the following year or beyond depending on the condition. The current project priority rating is measured as Emergency, Priority 1, 2 or 3 by the minor works team and given an asset RAG rating from the FM team.
- 4.2 **Priority 1** is the highest priority, consisting of urgent works that need to be carried out as soon as possible, or the service or school is at risk of closure. These include works such as boiler replacements and roof works. This type of works is usually escalated to the Minor Works team, using our referral method, following initial investigation by the Facility Management team who generally only carry out works up to £10K. A typical priority one project would be a school with a leaking roof that needs replacement within the year, or the school will be closed, or a heating system that breaks down usually due to being end of life (particularly in older schools), with replacements would take place over the summer. For a priority one project, teams would look to get works completed on site as soon as possible and usually put temporary measures in place until the main works can be completed, to ensure the school or service remains open.
- 4.3 **Priority 2** projects are of lower of priority than one. These consist of projects that are important but that do not present a site closure risk if the works are not carried out as soon as possible. These projects are informed by condition surveys carried out at the sites, referrals from FM and communication with the sites who have highlighted issues that may need attention. For priority two project teams would look to complete localised or small scale works in the first instance, to save money and put the works on the forward maintenance plan.
- 4.4 **Priority 3** projects are of the least urgency and not deemed essential works to the service or school and present no risk of closure or safety issues. Projects in this priority can be added to the forward maintenance plan for the following year or beyond. These projects are often replacements of intruder alarms and CCTV equipment, which are technically end of life (according to the manufacturer) but in practise are still operational and can be replaced at a later date.

## 5. Operational implications

- 5.1. The condition surveys have helped to establish the state of KCC's maintained schools and allow us to analyse and work towards a forward maintenance programme, however until a more substantial budget is granted, this will primarily present itself as reactive works.
- 5.2. We operate a Safe, Warm and Dry policy in line with our Corporate Estate to ensure we are meeting the budget constraints; however, we are now seeing the ramifications of this. Many of our schools which have received temporary patched repairs, are now having full roof replacements or boiler and pipework renewals at significant cost.

5.3. The Emergency Day to Day budget is allocated to prevent any school closures, as a result of significant damage which deems the building unsafe for operational use. The Capital team work closely with our Facilities Management provider to ensure this is limited as much as possible, however there are occasions where school closures are necessary, or a need to provide temporary measures such as accommodation or delivered lunches, to keep a school open and to ensure that KCC are providing pupil places.

**6. Conclusions**

- 6.1. Information available from the surveyed properties reflects that the overall work required to maintain school estate is sizable, needing considerable ongoing investment to maintain the building stock in a good state of repair.
- 6.2. This liability will be ongoing and will increase without considerable, immediate, planned, and structured investment. Notwithstanding the fact that the building stock is increasing in age, with a high proportion being beyond its original design life (i.e. SEAC school buildings and Victorian buildings), thus key areas of investment are required to keep these buildings Warm, safe, and dry.
- 6.3. The costs that are required to maintain the status quo are significantly higher than the budget allocations from the Department for Education (DFE). Given the financial position of the Council, this will require challenging decisions to enable a balanced budget position. The findings of the condition surveys, the approach and service risk will be considered when setting future capital budgets.
- 6.4. The Council is not able to invest in working toward 2030 Net Zero due to budget pressures and KCC are not currently investing in our schools for future heating or energy saving schemes.

---

**Recommendation(s):**

The Children’s Young People and Education Cabinet Committee is asked to note the latest position in regard to the 10-year condition surveys carried out on Kent County Council’s School Estate.

---

**7. Contact details**

<p><b>Report Author(s):</b> Emily Nicholson Project Manager 03000 41 67 24 <a href="mailto:Emily.Nicholson2@kent.gov.uk">Emily.Nicholson2@kent.gov.uk</a></p> <p>Joanne Taylor Head of Capital Works 03000 41 67 57 <a href="mailto:Joanne.taylor@kent.gov.uk">Joanne.taylor@kent.gov.uk</a></p>	<p><b>Relevant Director:</b> Rebecca Spore Director of Infrastructure 03000 41 67 16 <a href="mailto:Rebecca.spore@kent.gov.uk">Rebecca.spore@kent.gov.uk</a></p>
--	---

This page is intentionally left blank



From: Rory Love, Cabinet Member for Education and Skills  
Sue Chandler, Cabinet Member for Integrated Children’s Services

Sarah Hammond, Corporate Director for Children, Young People and Education.

To: Children, Young People and Education Cabinet Committee –  
6 March 2024

Subject: **Risk Management: Children, Young People and Education**

Classification: **Unrestricted**

**Past Pathway of Paper:** None

**Future Pathway of Paper:** None

**Electoral Division:** All

**Summary:**

This paper presents the strategic risks relating to the Children, Young People and Education Cabinet Committee, comprising of three risks featuring on the Corporate Risk Register which fall within the relevant Cabinet portfolios, and for which the Corporate Director is the designated “Risk Owner” on behalf of the Corporate Management Team: plus, a summary of key risks within the directorate.

**Recommendation(s):**

The Cabinet Committee is asked to consider and comment on the risks presented.

**1. Introduction**

- 1.1 Risk management is a key element of the Council’s internal control framework and the requirement to maintain risk registers ensures that potential risks that may prevent the Authority from achieving its objectives are identified and controlled.
- 1.2 Directorate risks are reported to this Cabinet Committee annually and comprise of strategic or cross-cutting risks that potentially affect several functions across the Children, Young People and Education directorate, and often have wider potential interdependencies with other services across the Council and external parties.

- 1.3 Corporate Directors also lead or coordinate mitigating actions in conjunction with other Directors across the organisation to manage risks featuring on the Corporate Risk Register.
- 1.4 The majority of these risks, or at least aspects of them, will have been discussed in depth at the relevant Cabinet Committee(s) and other forums throughout the year, demonstrating that risk considerations are embedded within core business.
- 1.5 A standard reporting format is used to facilitate the gathering of consistent risk information and a 5x5 matrix is used to rank the scale of risk in terms of likelihood of occurrence and impact. Firstly, the current level of risk is assessed, taking into account any controls already in place to mitigate the risk. If the current level of risk is deemed unacceptable, a ‘target’ risk level is set, and further mitigating actions introduced with the aim of reducing the risk to a tolerable and realistic level.
- 1.6 The numeric score in itself is less significant than its importance in enabling categorisation of risks and prioritisation of any management action. Further information on KCC risk management methodologies can be found in the risk management guide on the KNet intranet site.

**2. CYPE led Corporate Risks**

- 2.1 The Corporate Director for the Children, Young People and Education directorate is the lead Director for three of the council’s corporate risks. A brief summary of changes over the past year are outlined below, with further detail contained in the risk register attached at Appendix 1.

Risk reference	Risk description	Current Rating	Target Rating
<b>CRR0056</b>	SEND Delivery Improvement and High Needs Funding shortfall	High (25)	High (16)
<p>An Improvement Notice was issued by the then Minister in March 2023 requiring the development of an Accelerated Progress Plan (APP) from KCC and partners. The Department for Education (DfE) approved the final APP, which included 116 actions, in July 2023 and this was published in September.</p> <p>Since then, a six-month review of progress has been conducted by the DfE. The resulting letter acknowledged the collective determination to make sustainable improvements and their judgement of the evidence provided is that Kent is making progress in all areas of the APP. The next review will take place at the end of April 2024 and preparation is well underway to provide a robust evidence base of the further progress that is being made.</p> <p>There are comprehensive governance arrangements to oversee progress, including an independently chaired Kent SEND Strategic Improvement and Assurance Board, a Partnership Delivery Group and a KCC SEND Transformation Strategic Board. A</p>			

dedicated KCC SEND sub-committee provides targeted overview and scrutiny of KCC’s SEND provision in the county.

In 2022-23 the Council entered into a “Safety Valve” agreement with the Department for Education (DfE) to support the development of a sustainable plan for recovery; and the accumulated Dedicated Schools Grant (DSG) deficit will reduce from an estimated £174m to £73m as of 31st March 2024, as a result of contributions from the Council and DfE. The funding from the DfE is contingent on the Council demonstrating and delivering a credible plan to achieve an in-year breakeven position on its DSG. Most of the actions to achieve a balanced in-year position are reflected throughout the APP, where improvements to the SEN system and outcomes for children are expected to result in an improved financial outcome.

<b>CRR0063</b>	Capacity to Accommodate and care for Unaccompanied Asylum-Seeking Children (UASC)	High (25)	High (20)
----------------	---	-----------	-----------

This risk re-entered the Corporate Risk Register in the summer of 2023 in light of a High Court Judgement meaning that a protocol between KCC and the Home Office to ensure KCC did not need to take more children than it could safely accommodate, could no longer be applied in its current form. This meant that the Council is required to accommodate and look after all UAS children arriving in the County, pending transfer to other local authorities under the National Transfer Scheme. This presents numerous pressures on an already stretched service.

A recent High Court ruling found that the Government’s National Transfer Scheme (NTS) and the management of the scheme by the Home Office was inadequate and for large periods was unlawful. The Home Office must now resolve the issues and ensure that it works fairly and sustainably in the future.

KCC is now working with the Home Office to ensure there is funding in place to secure sufficient temporary accommodation for all expected new UAS Children arrivals moving forwards. Several possible sites across the county have already been identified and local residents informed. While the funding aspect of the risk is likely to reduce, the operational risk is still high for several months until suitable accommodation is secured.

<b>CRR0001</b>	Safeguarding – protecting vulnerable children	15 (Medium)	15 (Medium)
----------------	---	----------------	----------------

There will always be a need for vigilance and no complacency regarding this risk. However, there are comprehensive controls in place that have received independent assurance. Therefore, it is proposed that unless the recent events regarding UAS children (see CRR0063) adversely impact this risk, it can be delegated to directorate level, with the emphasis on the Director of Children’s Services to escalate to CMT if required. Ofsted recently conducted a Focused Visit of KCC’s Front Door Service in parts of the county. The findings are due to be published on 27<sup>th</sup> February 2024.

2.2 There was previously a corporate risk relating to Home To School Transport on the Corporate Risk Register that focused on operational concerns in the wake of a major re-tendering exercise, for which the Internal Audit function has conducted a lessons-learned review that has been followed by a management action plan, overseen by the Governance & Audit Committee. This has been removed as a

standalone corporate risk, as the predominant risk now relates to increases in costs for Home To School Transport (SEND and Mainstream). Therefore, the cost pressures and plans being progressed to mitigate them are to be included as part of the corporate budgetary and SEND delivery improvement and high needs funding shortfall risks. Any more operational risks on this topic are captured at directorate / divisional level.

### 3. Children, Young People and Education risk profile

3.1 In addition to regular review of CYPE-led corporate risks, the Directorate Management Team regularly reviews risks at directorate level. The current risks in the CYPE directorate risk register are summarised below.

Risk reference	Risk description	Direction of travel since 2023	Current rating	Target rating
<b>CY0030</b>	Management of the CYPE Directorate in year budget	INCREASE	High (25)	Medium (12)
<p>A net forecast variance of £29.5m at end of November, was reported to Cabinet on 25<sup>th</sup> January 2024. The variances are primarily due to increases in the number and costs of looked after children and increases in demand and cost of school transport. Management action has been identified to reduce this variance, although it is likely that there will still be a significant variance at the end of the financial year.</p> <p>A multi-disciplinary team has been supporting key service areas where savings are required, in order to develop savings plans for 2024/25.</p>				
<b>CY0042</b>	Home to School Transport demand and cost pressures	REVISED RISK	High (25)	TBC
<p>This risk is now being revised by the Directorate Management Team to focus more specifically on the cost pressures and associated budgetary risks. Any operational risks of relevance to the previous corporate risk will be captured at divisional / service level.</p>				
<b>CY0040</b>	Availability of Specialist providers for Disabled Children and Children with Complex Needs	NO CHANGE	High (16)	Medium (12)
<p>There is a risk there will be insufficient specialist (Ofsted registered) providers and services to meet the needs of children and young people, and personalised care and support for families to live as independently as possible. This is a multiple provider, complex supply market, however, the number of providers is extremely limited, and the costs associated with this level of care and support continues to rise year on year.</p> <p>This could lead to a practice risk relating to a lack of choice and delays in being able to access specialist provision, with insufficient placements being created. This could increase the likelihood of children being placed in higher cost placements. This risk is being mitigated through several actions such as a deep dive into spend and where community resources can be relied upon and reviewing alternative and sustainable</p>				

methods of support.				
<b>CY0044</b>	Use of unregulated providers for 16+ semi-independent living provision	NEW RISK	Medium (12)	Medium (9)
<p>New regulations were introduced in autumn 2023 that require any provider accommodating a looked after child or care leaver aged 16 or 17 to be registered with Ofsted. This gives rise to potential risks for the Authority, such as the potential need for further placement moves if providers are not registered, or that providers could be deemed unsuitable or under-skilled to support children into independent living, therefore requiring providers to exit the market and subsequent insufficient provision of registered accommodation.</p> <p>KCC has introduced a framework for Supported Accommodation, with terms and conditions being developed for any instances where placements into unregulated settings are currently unavoidable.</p>				
<b>CY0009</b>	Children not in full time education may not be receiving a suitable education	NO CHANGE	Medium (12)	Low (6)
<p>This risk relates to the duty for the local authority to make arrangements to enable it to establish (so far as it is possible to do so) the identities of children in the area who are not receiving a suitable education and monitor those identified, the risk being that the relevant professionals involved are not aware of such children. The Government has signalled its intention to create a national register for children not in school.</p>				
<b>CY0045</b>	Growing demand and limited supply of affordable accommodation – children’s services.	NEW RISK	Medium (12)	Low (6)
<p>There are challenges relating to increasing demand, changing needs and limited placement choice, with the potential for affordable demand to outweigh supply, particularly children with high complexity.</p> <p>The risk of insufficient provision available for individuals can then result in higher costs for placements or young people moving outside of the County.</p> <p>KCC is working with partners to identify areas for collaboration and joint commissioning. Plans for a Regional Care Cooperative are being developed.</p> <p>There is also close liaison with internal partners such as the Management Information Unit, Finance and Analytics functions, to ensure evidence is available to inform decision making.</p>				
<b>CY0032</b>	Information Governance. Management of personal data	REDUCED	Medium (9)	Medium (9)
<p>There is significant inherent information governance risk in the directorate due to the large volume of personal data held in order to conduct its business effectively and the potential for increased risk linked to staff working remotely, including from home. However, there are a significant number of controls in place and UKGDPR processes are well established in the directorate, which led to a slight reduction in the risk rating during the past year. Work continues to reduce data breaches overall, including working with corporate colleagues on post review data breach processes and</p>				

clarification of guidance regarding employee movement between teams in the organisation.

<b>CY0034</b>	Business continuity and resilience	REDUCED	Medium (8)	Medium (8)
---------------	------------------------------------	---------	---------------	---------------

The CYPE Directorate must ensure its services have robust contingency plans to reduce the impact of high impact incidents and emergencies that take place in the County. A directorate resilience group is well established and has coordinated comprehensive reviewing and refreshing of service continuity plans, with representation from corporate functions to consider interdependencies. The risk rating has been reduced to reflect the robust controls in place.

3.2 Since last year's Committee report, other changes are:

- CY0043 relating to support for Unaccompanied Asylum-Seeking Children has been re-escalated to the corporate register (see above).
- CY0039: Performance of the CYPE business applications has been removed from the directorate register, as key challenges to major systems had been overcome, with any residual risks being managed as part of business as usual.
- CY0038: Potential increase in NEETs following Covid-19 has been delegated to the Education and SEND divisional register, with numbers currently stable.

#### 4. Recommendation

**Recommendation:**

The Committee is asked to **consider** and **comment** on the risks presented in this report.

#### 5. Background Documents

- 5.1 KCC Risk Management Policy and associated risk management toolkit on KNet intranet site.  
<https://kentcountycouncil.sharepoint.com/sites/KNet/Pages/managing-risk-.aspx>

**Report Author:**

Mark Scrivener, Head of Risk and Delivery Assurance  
[Mark.Scrivener@kent.gov.uk](mailto:Mark.Scrivener@kent.gov.uk)

**Relevant Corporate Director:**

Sarah Hammond, Corporate Director CYPE  
[Sarah.Hammond@kent.gov.uk](mailto:Sarah.Hammond@kent.gov.uk)



## **KCC Corporate Risk Register**

CYPE-led Corporate Risks for presentation to Cabinet Committee  
on 6<sup>th</sup> March.

## Corporate Risk Register - Summary Risk Profile

Low = 1-6
Medium = 8-15
High =16-25

Risk No.*	Risk Title	Current Risk Rating	Target Risk Rating	Direction of Travel since March 2023	Timescale to Target (baseline summer 2022 unless otherwise stated).
CRR0001	Safeguarding – protecting vulnerable children	Medium (15)	Medium (15)	↔	At Target
CRR0056	SEND Delivery Improvement and High Needs Funding shortfall	High (25)	High (16)	↔	3+ Years
CRR0063	Capacity to accommodate and care for Unaccompanied Asylum-Seeking (UAS) Children	High (25)	High (20)	Re-Entry	Within 1 Year

NB: Current & Target risk ratings: The 'current' risk rating refers to the current level of risk taking into account any mitigating controls already in place. The 'target residual' rating represents what is deemed to be a realistic level of risk to be achieved once any additional actions have been put in place. On some occasions the aim will be to contain risk at current level.

Likelihood & Impact Scales					
Likelihood	Very Unlikely (1)	Unlikely (2)	Possible (3)	Likely (4)	Very Likely (5)
Impact	Minor (1)	Moderate (2)	Significant (3)	Serious (4)	Major (5)



Risk ID	CRR0001	Risk Title	Safeguarding – protecting vulnerable children			
<b>Source / Cause of risk</b>	<b>Risk Event</b>	<b>Consequence</b>	<b>Risk Owner</b>	<b>Current Likelihood</b>	<b>Current Impact</b>	
The Council must fulfil its statutory obligations to effectively safeguard vulnerable children in a complex and challenging environment.	Failure to fulfil statutory safeguarding obligations.	Incident of serious harm or death of a vulnerable child.	Sarah Hammond, Corporate Director	Possible (3)	Major (5)	
In addition, the Counter Terrorism and Security Act 2015 sets out the Government’s “Prevent Duty” and requires the Local Authority to act to prevent people from being drawn into terrorism, with a focus on the need to safeguard children at risk of radicalisation.	Failure to meet the requirements of the “Prevent Duty” placed on Local Authorities.	Serious impact on vulnerable people.	People and Education (CYPE)			
During Lockdown some children were absent from school and some partners were less visible, undertaking fewer home visits to vulnerable children, increasing demand on statutory children’s services. As a result, there has been an increase in the risk to children under 5. This has introduced uncertain impacts for children’s mental health and resilience and the potential for latent demand to build. We are starting to see more complex demand within the system as a result of a more complex working environment. There is also an	Safeguarding risks are not identified to / by KCC in a timely fashion.	Impact on ability to recruit the quality of staff critical to service delivery.		<b>Target Residual Likelihood</b>	<b>Target Residual Impact</b>	<b>Timescale to Target</b>
	Spike(s) in demand impact on robustness of controls	Serious operational and financial consequences.	<b>Responsible Cabinet Member(s):</b>	Possible (3)	Major (5)	At target
		Attract possible intervention from a national regulator for failure to discharge corporate and executive responsibilities.	On behalf of Cabinet:			
			Sue Chandler, Integrated Children’s Services			
			Rory Love, Education and Skills			
			Clair Bell (Lead Member for PREVENT)			

impact on absentee and non-attendance levels within schools.	
<b>Control Title</b>	<b>Control Owner</b>
Active strategy in place to attract, recruit and retain social workers through a variety of routes with particular emphasis on experienced social workers.	Kevin Kasaven, Director of County Services/ Paul Royel, Director of HR and OD
Kent Safeguarding Children Multi Agency Partnership (KSCMP) arrangements in place, replacing the previous Kent Safeguarding Children Board. Includes, a Scrutiny and Assurance Framework, which is working with partners to address service visibility and demand issues.	Sarah Hammond, Corporate Director (CYPE) / David Whittle, Director SPRCA
Children's Assurance Board established to give assurance to the rest of the council, including safeguarding arrangements. Includes review of qualitative audit information and triangulates with quantitative picture	Sarah Hammond, Corporate Director (CYPE)
Consistent scrutiny and performance monitoring through Divisional Management Team, "Performance, Challenge and support" meetings and audit activity.	Kevin Kasaven, Director of County Services
Multi agency Crime and Sexual Exploitation Panel (MACSE) provides a strategic, county wide, cross agency response to CSE	Sarah Hammond, Corporate Director (CYPE)
A revised Elective Home Education policy approved that includes interaction with children where there are welfare concerns and where other agencies have been involved with the family. Awareness raising taking place with other practitioners.	Craig Chapman, Assistant Director - Fair Access and (Interim) SEN processes / Christine McInnes, Director of Education and SEND
Introduction and appointment of independent scrutineer as part of multi-agency safeguarding children arrangements	David Whittle, Director SPRCA
Communities of Practice introduced during the Covid-19 pandemic, offering support for practitioners, with over 100 practitioners attending weekly	Kevin Kasaven, Director of County Services
Multi-function officer group helping to define key steps and approach to aid any future inquiries or investigations that may arise relating to alleged historical abuse	Kevin Kasaven, Director of County Services
Safeguarding and Quality Assurance Unit conducts audits, reviews of practice, identifies themes and patterns for accountable managers to respond and provides challenge.	Kevin Kasaven, Director of County Services

Multi Agency Public Protection arrangements (MAPPA) in place	Kevin Kasaven, Director of County Services
Kent & Medway Prevent Duty Delivery Board (chaired by KCC) oversees the activity of the Kent and Medway Channel Panel, co ordinating Prevent activity across the County and reporting to other relevant strategic bodies in the county (including reporting route to the Kent Safeguarding Children Multi Agency Partnership). Currently chaired by KCC's Director of Adult Social Care and Health 2023.	Richard Smith, Corporate Director ASCH
Manageable caseloads per social worker and robust caseload monitoring. Social work vacancies monitored with action taken to address as required.	Sarah Hammond, Corporate Director Children, Young People and Education (CYPE)
'Deep Dive' activity undertaken to investigate vacancy rates for staff that reflects factors such as maternity leave	Sarah Hammond, Corporate Director Children, Young People and Education (CYPE)
Integrated practice model	Kevin Kasaven, Director of County Services / Ingrid Crisan Director Operational Integrated Children's Services
Extensive staff training - Quality Assurance Framework has been rolled out and Integrated Children's Services team has received mandatory training related to this	Kevin Kasaven, Director of County Services –/ Ingrid Crisan, Director Operational Integrated Children's Services
Kent and Medway Channel Panel (early intervention mechanism providing tailored support to people who have been identified as at risk of being radicalised) in place.	Nick Wilkinson, Assistant Director Contest and Serious Organised Crime (SOC),
Joint Exploitation Group (Kent & Medway) children and adults focuses on PREVENT, gangs, Modern Slavery, human trafficking and online safeguarding matters. Reports to Kent and Medway Adults Safeguarding Board and KSCMP.	Nick Wilkinson, Assistant Director Contest and Serious Organised Crime (SOC),
KCC cross directorate PREVENT group meets regularly and ensures the PREVENT duty is embedded across the organisation. Regular updates are provided to the Corporate Management Team. PREVENT training strategy in place and regularly reviewed.	Nick Wilkinson, Assistant Director Contest and Serious Organised Crime (SOC),

<p>The Channel Panel annual assurance statement is a self-declaration approved by the Chief Executive / Head of Paid Service which captures the Authority's compliance with the requirements of the Counter Terrorism Act. Actions identified within the annual assurance statement are transferred to the Kent and Medway Action Plan. Kent and Medway Board for PREVENT have oversight of action progress.</p>	<p>Nick Wilkinson, Assistant Director Contest and Serious Organised Crime (SOC),</p>
<p>Semi-regional PREVENT model of delivery across Kent &amp; Medway developed</p>	<p>Nick Wilkinson, Assistant Director Contest and Serious Organised Crime (SOC),</p>
<p>Adolescent risk management process agreed, and approach signed off.</p>	<p>Ingrid Crisan, Director Operational Integrated Children's Services</p>
<p>Kent and Medway Gangs Strategy outlines the multi-agency approach to ending the criminal exploitation of vulnerable children and adults by gangs</p>	<p>Ingrid Crisan, Director Operational Integrated Children's Services</p>
<p>Education Safeguarding Team in place as part of the contract with The Education People</p>	<p>Christine McInnes, Director of Education and SEND</p>
<p>"Section 11" audit conducted periodically to provide assurance that relevant agencies and individuals are cooperating to safeguard children and promote their welfare, with feedback and follow up. .</p>	<p>Jennifer Maiden-Brooks, Systems Improvement Manager, Kent Safeguarding Children Multi-Agency Partnership</p>
<p>Children's Services have been externally verified and rated as 'outstanding' by Ofsted in May 2022, offering external assurance that mechanisms in place have been robust.</p>	<p>Sarah Hammond, Corporate Director Children, Young People and Education (CYPE)</p>
<p>Processes for managing frequent placement moves have been refreshed, including introduction of a placement stability tool to identify placement fragility and provide the right support at the right time to avoid placement breakdown.</p>	<p>Leemya McKeown, Assistant Director – Professional Standards and Quality Assurance</p>
<p>A Child in Need (CIN) panel process has been launched across children's social workers, allowing staff to better understand the experience of CIN, which over the process of around 5 weeks facilitates management oversight of all CIN, creating clearer throughput of work.</p>	<p>Leemya McKeown, Assistant Director – Professional Standards and Quality Assurance</p>

Risk ID	CRR0056	Risk Title Special Educational Needs and Disabilities (SEND) Delivery Improvement and High Needs Funding shortfall				
<p><b>Source / Cause of risk</b></p> <p>The Kent local area inspection by Ofsted and the CQC for children with SEND took place in January 2019. This inspection found nine significant areas of weakness across the local area which resulted in a Written Statement of Action being issued.</p> <p>In September 2022, the Local Area was revisited by Inspectors from both Ofsted and the CQC, who found that the area had not made sufficient progress in addressing any of the significant weaknesses.</p> <p>In March 2023 an Improvement Notice was issued to KCC. An Improvement Plan (Accelerated Progress Plan - APP) is required to be formalised by the Local Area against which Outcome and Impact based KPIs will be scrutinised and addressed.</p>	<p><b>Risk Event</b></p> <p>Insufficient improvement in areas identified within Ofsted timescales and children with SEND do not meet sufficient progress within the available financial resource.</p> <p>Inability to manage within budget and reduce accumulated deficit on Dedicated Schools Grant reserve.</p>	<p><b>Consequence</b></p> <p>Adverse impact on outcomes for vulnerable young people.</p> <p>Dissatisfaction from families.</p> <p>Potential for legal action if statutory time limits or processes are not met.</p> <p>Continued funding of deficit on the DSG reserve by net surplus balances in other reserves becomes unsustainable, impacting on the financial resilience of the Council.</p> <p>Should the Secretary of State not be satisfied with the Council's progress at any stage, she may choose to invoke her statutory powers of intervention (s497A Education Act 1996) to direct the Council to take any further actions deemed necessary to secure the improvements required in SEND services.</p>	<p><b>Risk Owner</b></p> <p>Sarah Hammond, Corporate Director CYPE</p> <p><b>Responsible Cabinet Member(s):</b></p> <p>Rory Love, Education &amp; Skills</p>	<p><b>Current Likelihood</b></p> <p>Very Likely (5)</p> <p><b>Target Residual Likelihood</b></p> <p>Likely (4)</p>	<p><b>Current Impact</b></p> <p>Major (5)</p> <p><b>Target Residual Impact</b></p> <p>Serious (4)</p> <p><b>Timescale to Target</b></p> <p>3+ years</p>	

In addition, there has been a significant increase in the number of children receiving Special Educational Needs and Disability (SEND) support and the Council's Dedicated Schools Grant (DSG) budget is overspending on the High Needs Block.

The Council is now part of the DfE Safety Valve programme and as part of this, will need to bring High Needs spending back into balance over the medium term and contribute to repaying the historic deficit.

Corresponding pressure on some of KCC's non-DSG SEND related budgets e.g., SEN Home to School Transport, is also being experienced (see CRR0057).

Consequently, meeting the needs of children and young people with SEND within available resources is becoming ever more challenging.

The ability to forecast costs in future years is difficult.

Control Title	Control Owner
Continual lobbying of Government on two matters; increased funding in both the short and medium term, and structural changes to government policy to help reduce the demand i.e., via County Council Network, Association of Directors of Children's Services. Includes provision of evidence of the impact of the High Needs pressures on the quality of education children receive, schools, other providers and the Local Authority.	Roger Gough, Leader of the Council / Rory Love, Cabinet Member, Education and Skills / Sarah Hammond, Corporate Director (CYPE)
KCC SEND Transformation Strategic Board in place, with responsibility for coordinating activity and tracking improvement progress, reporting into the partnership Strategic Improvement and Assurance Board.	Sarah Hammond, Corporate Director CYPE (KCC lead)
Local area SEND Strategy developed in collaboration with partners, which goes beyond the Written Statement of Action to enable sustained improvement and transform Kent's SEND offer.	Sarah Hammond, Corporate Director CYPE (KCC lead)
Independently chaired Strategic Improvement and Assurance Board established, including representation from the Local Authority (including Members and cross directorate colleagues), Health, Learning and Teaching settings, representatives of parents and carers, and where appropriate young people.	Sarah Hammond, Corporate Director CYPE (KCC lead)
Robust programme management in place, ensuring appropriate alignment between project workstreams and overall programme delivery arrangements.	Sarah Hammond, Corporate Director CYPE (KCC lead)
Kent and Medway Children and Young People's Programme Board joint governance mechanism with Health partners (sub-group of Integrated Care Board)	Sarah Hammond, Corporate Director CYPE (KCC lead and Chair of Board)
KCC has entered into a "Safety Valve" agreement with the Department for Education (DfE), enabling Kent County Council (KCC) to receive funding over a 5-year period to substantially fund the accumulated deficit on the Dedicated Schools Grant (DSG) High Needs Block (HNB). The agreement requires commitment to areas of review and improvement identified by Department for Education (DfE) to bring in year spend in line with the in-year budget by 2027/28. A financial contribution from the Council is also expected.	John Betts, Acting Corporate Director Finance.

The Council has produced for approval by the Department for Education (DfE) and NHS England (“NHSE”) an Improvement Plan (Accelerated Progress Plan) to deliver appropriate and sustainable improvement, covering the areas identified in the Ofsted and CQC revisit report of 9 November 2022, as well as recommendations made by the Department.

Action Title	Action Owner	Planned Completion Date
Delivery of SEND Improvement Programme, which includes delivery of requirements detailed in the Kent Accelerated Progress Plan.	Sarah Hammond, Corporate Director CYPE	Regular review and scrutiny throughout the year.



<b>Risk ID</b>	<b>CRR0063</b>	<b>Risk Title</b>	<b>Capacity to accommodate and care for Unaccompanied Asylum-Seeking (UAS) Children</b>				
<b>Source / Cause of risk</b>	<b>Risk Event</b>	<b>Consequence</b>	<b>Risk Owner</b>	<b>Current Likelihood</b>	<b>Current Impact</b>	<b>Target Residual Likelihood</b>	<b>Target Residual Impact</b>
<p>In recent years, large numbers of unaccompanied children have arrived in the UK and claimed asylum. Because almost all of these children enter the UK in Kent, KCC is the local authority responsible for accommodating and looking after them in the first instance, in addition to those who already live in its area.</p> <p>Due to significant numbers of UAS children arrivals over a sustained period of time, and deficiencies in the operation and enforcement of the National Transfer Scheme (NTS), in September 2021 KCC and the Home Office agreed a protocol setting out how KCC would manage this situation in future. As a result of a recent High Court Judgement, this protocol can no longer be applied in its current form, meaning that the Council is required to accommodate and look after all UAS children arriving into the County, pending transfer to other local authorities under the National Transfer Scheme.</p>	<p>Insufficient resource (people and finances) to provide suitable social work assessment capacity, placements and support for UAS children in a timely fashion.</p>	<p>Impacts on vulnerable young people (both UAS children and potential knock-on impacts for Kent looked after children)</p>	<p>On behalf of CMT:  Sarah Hammond, Corporate Director CYPE</p>	V. Likely (5)	Major (5)		
	<p>Shortfall in funding the full cost associated with fulfilling the Council's statutory duties, particularly in relation to additional costs arising from the High Court Judgement.</p>	<p>Inability to fulfil statutory duties effectively.</p> <p>Significant additional budget pressures on the Authority, impacting on its financial resilience.</p> <p>Legal consequences.</p> <p>Reputational damage.</p>	<p>Responsible Cabinet Member</p> <p>Sue Chandler, Integrated Children's Services</p>	V. Likely (5)	Serious (4)		

This presents numerous pressures on an already stretched service, and for the council as a whole.		
<b>Control Title</b>	<b>Control Owner</b>	
Representations made to Government for additional support to deal with UAS children costs.	Roger Gough, Leader of the Council / Sue Chandler, Cabinet Member for Integrated Children's Services	
The Council has utilised / re-purposed available buildings to increase accommodation capacity in the short term.	Rebecca Spore, Director Infrastructure	
UAS child numbers are continually monitored and reviewed to assess capacity and aid planning.	Louise Fisher, Assistant Director Front Door Service, ICS	
Best endeavours are being applied to ensure assessments are completed for every child that arrives in port and find appropriate placements, despite resourcing challenges.	Louise Fisher, Assistant Director Front Door Service, ICS	
UAS children Project Board in place to coordinate support efforts across the organisation.	Sarah Hammond, Corporate Director CYPE	
Registering of reception centres with Ofsted to meet regulations.	Louise Fisher, Assistant Director – Front Door Service	
<b>Action Title</b>	<b>Action Owner</b>	<b>Planned Completion / Review Date</b>
Intensive negotiations taking place with Home Office and Department for Education on how to ensure suitable placements are provided for unaccompanied children, in line with our duties.	Sarah Hammond, Corporate Director CYPE	March 2024 (review)
Commissioning of a new facility to operate as a safe care reception centre.	Christy Holden, Head of Children's Commissioning.	March 2024 (review)

**From: Sue Chandler, Cabinet Member for Integrated Children's Services**

**Sarah Hammond, Corporate Director of Children, Young People and Education**

**To: Children's and Young People's Cabinet Committee – 6 March 2024**

**Subject: LADO Annual Report 2022**

**Classification: Unrestricted**

**Future Pathway of report:** To inform the LADO Evaluation.

**Summary:** This annual report provides quantitative and qualitative data, details the number, nature, and describes the investigation processes and outcomes of allegations regarding the Local Authority Designated Officer (LADO) activity during the period 1 April 2022 to 31 March 2023. The report is relevant to all KSCMP and partner agencies who work with children.

**Recommendation(s):**

The committee is asked to note the report.

## **1. Introduction**

The annual report for the County LADO Service (CLS) provides the statistical data regarding Local Authority Designated Officer (LADO) activity during the period 1 April 2022 to 31 March 2023 for the KSCMP and partner agencies on the number, nature, investigation processes and outcomes of allegations. Following the analysis of the data there is a narrative and further analysis regarding Local Authority Designated Officer (LADO) activity during the same period, challenges, and recommendations for future development of the service.

## **2. Body of the report**

The report offers a general overview of the County LADO service, the activity throughout the year and challenges within the team that has impacted the quality of services. There is a summary of how these matters were addressed including contingency planning. There is a detailed description of numbers and nature of referrals with details of the types of allegations, by sector and outcomes considered. This is followed by a performance report which details KPIs and a subsequent analysis of that data. The report then considers and evaluates the previous year's recommendations and reports on achievements. What follows is a description of LADO activity which includes guidance and advice to partners on safer recruitment

and selection practices, safer working practices and management of allegations or concerns.

The LADOs continue to play a vital and expanding role in ensuring safeguarding standards across the county in several areas of work. The service continued to provide training/presentations to the Kent Social Work teams, Kent stakeholders and via the KSCMP regarding allegation management although there is a continuing need to raise awareness about allegation management internally as well as with partners.

The LADO was subject to an evaluation completed in March 2022 and several recommendations were made. The most notable were to increase LADO capacity and modernised the service in relation to case management and reporting systems. This report provides an analysis as to the progress made. You will read progress in improving and modernising the Kent LADO service was stymied by sickness and delay.

Feedback from professionals and partners is analysed.

The CLS were included in the ILACS inspection in May 2022. Inspectors feedback included thorough management oversight through to outcome and next steps for employees, alongside robust critical challenge. It did recognise the rise and fall of caseloads within the service and the challenges that led to the inconsistency in maintaining reasonable caseloads. 2022-2023 was a challenging year for the service purely due to capacity and systems. These challenges relate to two specific themes. The first relates to staffing. The KCC LADO service is a small team, and as such, with limited capacity to offset or cope when there is long term sickness. To further complicate matters it proved challenging to recruit to the CRO posts.

This report demonstrates that against these difficulties the CLS was active and continued to play a key part in ensuring the children's workforce is safe for children and young people across Kent.

The second theme relates to business systems and processes which continue to experience delays in transferring manual activities to the LADO Module in Liberi and the LADO continues to be without a service performance reporting system and dedicated KPIs despite several escalations. If the issues surrounding long term sickness, long term vacancies were addressed and the business systems, case management system and reporting functionality were implemented, as recommended by the March 2022 evaluation, the LADO would have achieved a great deal more.

The LADO service is currently subject to a review and re-evaluation which will be completed on the 16<sup>th</sup> of January 2024.

### **3. Financial Implications**

3.1 The LADO budget for 2023/24 is £573,900.

### **4. Legal implications**

4.1 It is a requirement nationally for all employers within the children's workforce to have clear and robust safeguarding procedures in place when responding to allegations against staff, whether they are paid or voluntary. Working Together, 2018 provides the Harm Threshold applied when an allegation is made against a member of the children's workforce, and it is believed the individual has:

- Behaved in a way that has harmed a child or may have harmed a child.
- Possibly committed a criminal offence against or related to a child.
- Behaved towards a child or children in a way that indicates they may pose a risk of harm to children.
- Behaved in a way that indicates they may not be suitable to work with children.

## **5. Equalities implications**

5.1 The LADO provides guidance and advice to organisations providing services to all children as well as the most vulnerable, (those children with profound disabilities and those in foster and residential care). The LADO is implementing KCC CYPE's strategy in relation to diversity and inclusion which includes the implementation of the Leading in Colour guidance for managers.

## **6. Other corporate implications**

6.1 The LADO's work cuts across many organisational boundaries and systems. The LADO often will operate in highly charged political circumstances especially when there is media interest.

## **7. Governance**

7.1 The LADO is managed within the Safeguarding, Quality Assurance and Professional Standard Service which reports to Mr Kevin Kasaven, Director of Children's Countywide Services. The LADO also reports to the Kent Safeguarding Children Multiagency Partnership (KSCMP).

## **8. Alternatives considered.**

None.

## **9. Conclusions**

8.1 The data and the analysis evidence the LADO remains a busy service that, despite the challenges remains able to provide a quality service. The challenges relate to two specific themes. The first relates to staffing. The KCC LADO service is a small team, and as such, has limited capacity to offset or cope when there is long term sickness. To further complicate matters it proved challenging to recruit to the CRO (administrative) posts. The second theme relates to business systems and processes which continue to experience delays in transferring manual activities to the LADO Module in Liberi. Critically, the performance system, designed to assist in case management, management of key performance indicators as well as assist in the identification of patterns and intelligence, remains delayed despite several escalations.

These issues, along with a review following the March 2022 evaluation and action plan will be tested in a re-evaluation of the LADO service due to be completed in January 2024.

## **10. Recommendation(s)**

### **Recommendation(s):**

The committee is asked to note the report.

## **10. Background Documents**

10.1 None

## **11. Contact details**

Report Author: Alison Watling  
LADO Manager (please note  
Ms Watling left this position in October  
23). All inquiries should be to Gavin  
Swann

Telephone number: 03000417932

Email address:  
gavin.swann@kent.gov.uk

Relevant Director: Kevin Kasaven  
Director of Children's Countywide  
Services

Telephone number: 03000 416334

Email address:  
kevin.kasaven@kent.gov.uk



# LADO ANNUAL REPORT 2022 - 2023

**Managing Allegations Against  
Staff within the Kent Childrens  
Workforce**

Ali Watling - CY SCS

---

<b>CONTENTS</b>	<b>Page No</b>
1. Introduction	2
2. Overview of the County LADO Service	2
3. Overview Statistical Report	4
4. Allegations Demographics	5
5. Outcomes	8
6. Sector Specific Data	11
7. Performance	18
8. What is the Data Telling Us?	18
9. 2021 – 2022 Recommendations	20
10. Activity	21
11. Feedback	27
12. Evaluation	29
13. Conclusions	30
14. Next Steps	30



## **1. INTRODUCTION**

**1.1** The annual report for the County LADO Service (CLS) provides the statistical data regarding Local Authority Designated Officer (LADO) activity during the period 1 April 2022 to 31 March 2023 for the KSCMP and partner agencies on the number, nature, investigation processes and outcomes of allegations. Following the analysis of the data there is a narrative and further analysis regarding Local Authority Designated Officer (LADO) activity during the same period, challenges and recommendations for future development of the service.

**1.2** The CLS is underpinned by statutory guidance – Working Together to Safeguard Children, 2018. This guidance sets out that Local Authorities should have a Designated Officer (LADO) to be involved in the management and oversight of allegations against staff working within the Children’s Workforce. Following the publication of the Child Safeguarding Practice Review Panel (2023) (Hesley Report) the National LADO Network (NLN) is working closely with the DfE revising the current Working Together guidance. The National Review recommended a LADO Handbook providing further LADO guidance. This will possibly take the form of an appendix to any Working Together updates.

**1.3** The definition of ‘working with’ children is an adult who is working or volunteering with children (anyone under the age of 18 years old) or in contact with children through work on a regular basis and would be seen as being in a position of trust over them. In addition, this would also apply to someone under eighteen in the same position e.g., a seventeen-year-old teaching a musical instrument or instructing a group. The LADO remit was traditionally person specific but as the role has evolved and learning taken from various reviews, it is now expected LADOs are conscious of the wider safeguarding measures employers have in place.

**1.4** It is a requirement nationally for all employers within the children’s workforce to have clear and robust safeguarding procedures in place when responding to allegations against staff, whether they are paid or voluntary. Working Together, 2018 provides the Harm Threshold applied when an allegation is made against a member of the children’s workforce and it is believed the individual has:

- Behaved in a way that has harmed a child or may have harmed a child.
- Possibly committed a criminal offence against or related to a child.
- Behaved towards a child or children in a way that indicates they may pose a risk of harm to children.
- Behaved in a way that indicates they may not be suitable to work with children.

**1.5** The CLS within Kent accepts referrals related to the LADO Harm threshold and progresses these as allegations. The service also undertakes consultations supporting employers to assess staff practice, which may sit just outside of this threshold, around areas such as quality of care, professional conduct and practice.

## **2. Overview of the County LADO Service**

**2.1** The staffing structure within the CLS from the 1 April 2022 was 5.8 LADOs out of an agreed establishment of 6 full time LADOs. During this reporting year, one full time LADO was on maternity

leave and returned October 2022 part time (0.6). Maternity leave was covered by a LADO who was part time (0.4). A LADO, who was on secondment, was made permanent full time and a further LADO was recruited to a fixed term contract for 15 months (0.6). In addition, there are posts for two Contact and Referral Officers (CRO) (vacancy for a CRO from October 2022 until June 2023) and an Apprentice CRO (April 2022), who undertakes a combined role of screening and business support. The service is overseen by a full time County LADO Manager.

**2.2** There was a high level of sickness in the CLS during this reporting period. This sickness was across both administrative support and LADOs. The County LADO Manager implemented various contingency plans across this 12-month period and all staff took on extra duties to their mainstream roles. This often required a high capacity to learn on the job, manage systems, processes, and practice simultaneously whilst at stages, often daily, re-prioritising demands and being under pressure. The service is comparatively small to others and support from other parts of Integrated Childrens Services to increase capacity proved challenging due to CLS' confidentiality requirements and specialism.

**2.3** Contingency planning involved meetings with the Business Support lead for ICS and the Safeguarding Unit Business Support lead. A request was made to the Front Door Service for assistance from their business support, but this was not viable. Assistance was offered from the Safeguarding Unit and two members of the team were trained to assist in specific tasks for the CLS. Alongside this, the County LADO Manager advertised and recruited two Relief Support Workers to work in the evenings on inputting referrals onto the Liberi system. An existing Relief Support Worker employed for 8 hours a week (evenings and weekends) to complete uploads to Liberi, (case recording system), of historic records was asked to assist with the training of the new workers. This worker was also reassigned to help with completing Safeguarding and Fostering Checks for the service. During this period, the Apprentice CRO was regularly stepping away from his duties to help with the day-to-day progression of referrals and responses to various requests. All CLS staff were subject to KCC's Attendance and Sickness procedure.

**2.4** Key messaging was given throughout both to strategic managers and external stakeholders about the contingency planning. These messages were across answer phone messaging, automated emails and in various meetings or on the KSCMP website. It was important to amend these regularly in response to contingency planning e.g., some days there was a reduction in the time the phone lines were open and or the Enquiries process was suspended for a short time encouraging employers to email or refer. This strategy worked well to keep the core business running. The impact of sickness across the service impacted performance. Subsequently, the CLS is subject to an evaluation due to be completed by 16<sup>th</sup> of January 2024.

**2.5** The staff are regularly supported through monthly supervision and monthly team meetings. There are several wellbeing initiatives in place and staff are working a hybrid model between home and office. Individual plans for staff around health matters were progressed to ensure they were supported, management understood needs and the potential impact on delivery of the service, ultimately to aid a smooth return to full time working. This included regular performance management and plans to address large caseloads and catching up on recording.

**2.6** Core business for the CLS continued to be met during this reporting period. The CLS continued responding to allegation referrals, overseeing allegation management and other

workstreams in the service but there were some delays in LADO responses. The contingency planning regarding covering the lack of business support via the Contact & Referral Officer roles was varied and inconsistent leading to the quality and amount of data recording being below expectation. The service still collates statistics manually from the in-house spreadsheets manually inputted and counted as there were delays in the implementation of the LADO module in the case recording and reporting system.

**2.7** The CLS continues to demonstrate strong professional relationships between workers and external partners. Despite the challenges faced over these 12 months there was progression against the recommendations from the last annual report. Whilst recording of data for reporting purposes was impacted producing a backlog of data input, cases received allegation management oversight and were progressed to clear outcomes. LADOs continued to provide robust advice, safeguarding and challenge where appropriate. This included a continued review of any practice or lessons to be learnt and regular feedback to stakeholders to encourage development and support for employers. The pressures, however, in the service meant the capacity to convene Position of Trust meetings was compromised. From January 2022 to April 2023 the LADOs completed **52 Position of Trust meetings** compared to 64 from the previous year. Position of Trust (POT) meetings are not a performance indicator or a duty for the LADO role. These are in place to assist with learning and at times to assist when cases are complex. Whilst the number is lower than the previous year it should be recognised that LADOs held meetings and recorded them during this difficult period. There may have been other referrals where a POT meeting may have been convened but LADOs were able to articulate clearly and support employers during this time through telephone and email communication to avoid any unnecessary delay in the progression of allegation management.

### **3. OVERVIEW – statistical report**

**3.1.** The CLS received 1270 referrals 26% less than 2021-2022 (1731) reporting year. The Service progressed 1104 referrals from 1st April 2022 - 31st March 2023. This was a slight decrease of 11% (144) from the previous reporting year (1248). 13% (166) of the referrals did not meet the LADO Harm Threshold. The CLS managed 686 formal allegations against the children's workforce in Kent. This represents a decrease from the previous year by 3% (26). Education was the most active sector to refer staff into the service at 37%.

**3.2** Kent records allegations against staff who met the Harm Threshold. In addition, the CLS records consultations which mainly relate to staff conduct issues. These tend to be passed back to employers to manage as practice or competence issues. Some of these consultations will have an internal investigation or disciplinary process. There were 342 consultations showing a decrease of 29%. In addition, there were 76 'for information only' cases, an increase of 55%.

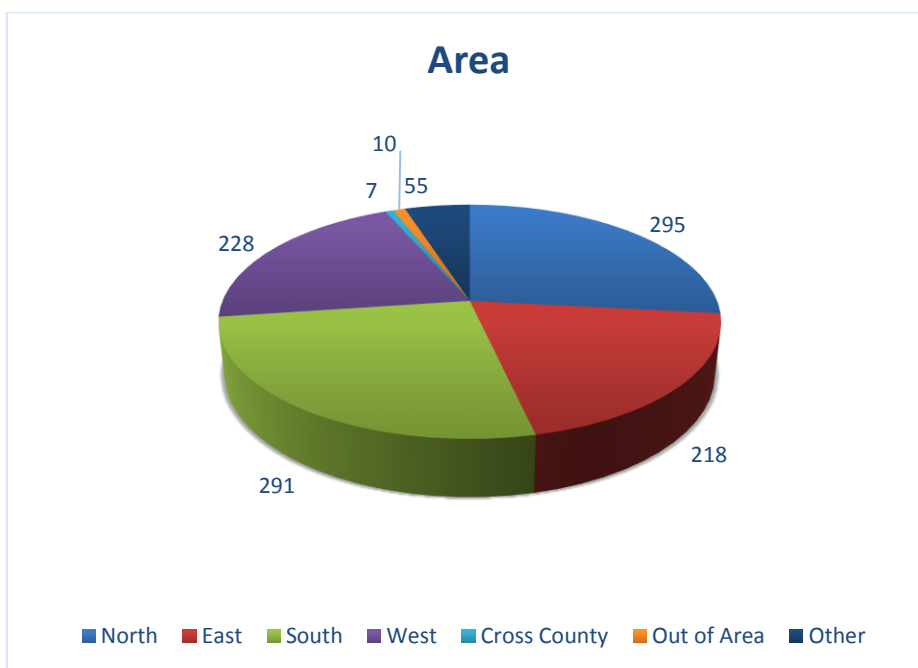
**3.3** The CLS, during this reporting period, recorded 817 formal LADO Enquiries which shows an increase of 171 (26%). Of those 32% (259) were advised to submit a referral to the Service. It is also relevant to note the service still only receives a negligible number of referrals from the public/parents – this year figures remained consistent with a total of 8, and of those, 5 met the allegation Harm threshold.

**3.4** The number of new allegations referred to the LADOs each year does not provide a full and accurate picture of LADO caseloads as there are always cases remaining open from the previous year(s) which the LADO monitors and continues to work on. This is more often due to lengthy / complex criminal investigations and waiting for court slots. A high caseload would be in excess of 90, this does fluctuate but should be possible to reduce within suitable timeframes. For this reporting period the average caseload per month was 92 which is in line with the previous reporting year with fluctuations depicting a heavy caseload for LADOs.

**3.5** Statistically, based on these figures, the CLS was managing an average of 21.2 new referrals per week, a decrease of approximately 8%. This on average breaks down to 13.2 allegations, 6.6 consultations and 1.5 for information only cases per week. Although a decrease there was little change from the previous reporting year.

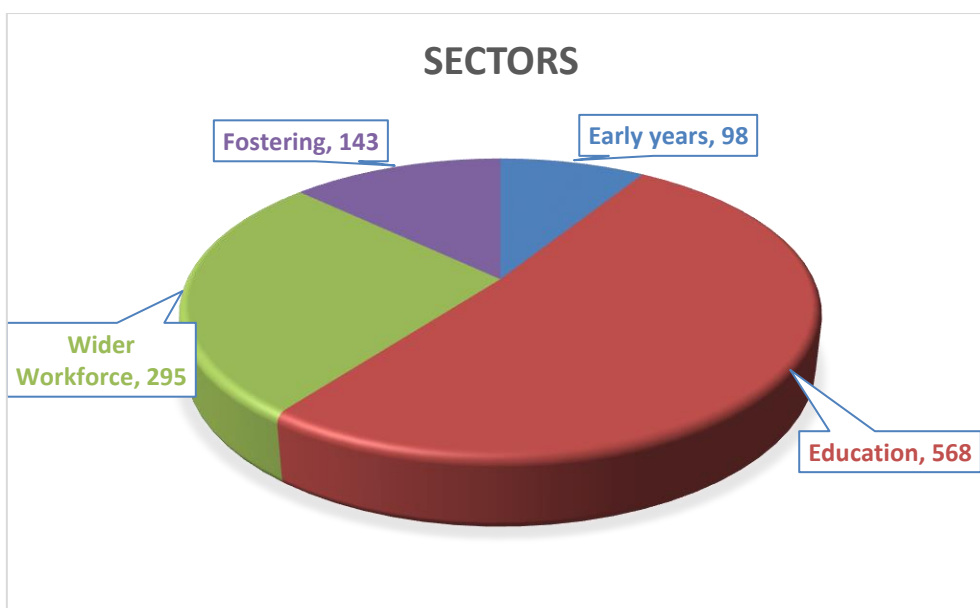
### 3. ALLEGATIONS DEMOGRAPHICS

Table 1 Referrals by Area



**4.1** Historically, referrals received into the CLS derived mainly from the East where there is a high concentration of both residential children’s homes and independent fostering agencies (IFA’s). The figures remain consistent within the past three years with the North of the county (Sevenoaks, Dartford, Gravesham, and Swale) having slightly higher referrals at 48% (523). The East (includes the South) reached 46% (509) which demonstrates stakeholders are continuing to apply consistent thresholds to make enquiries with the service.

Table 2 Referrals by Sector



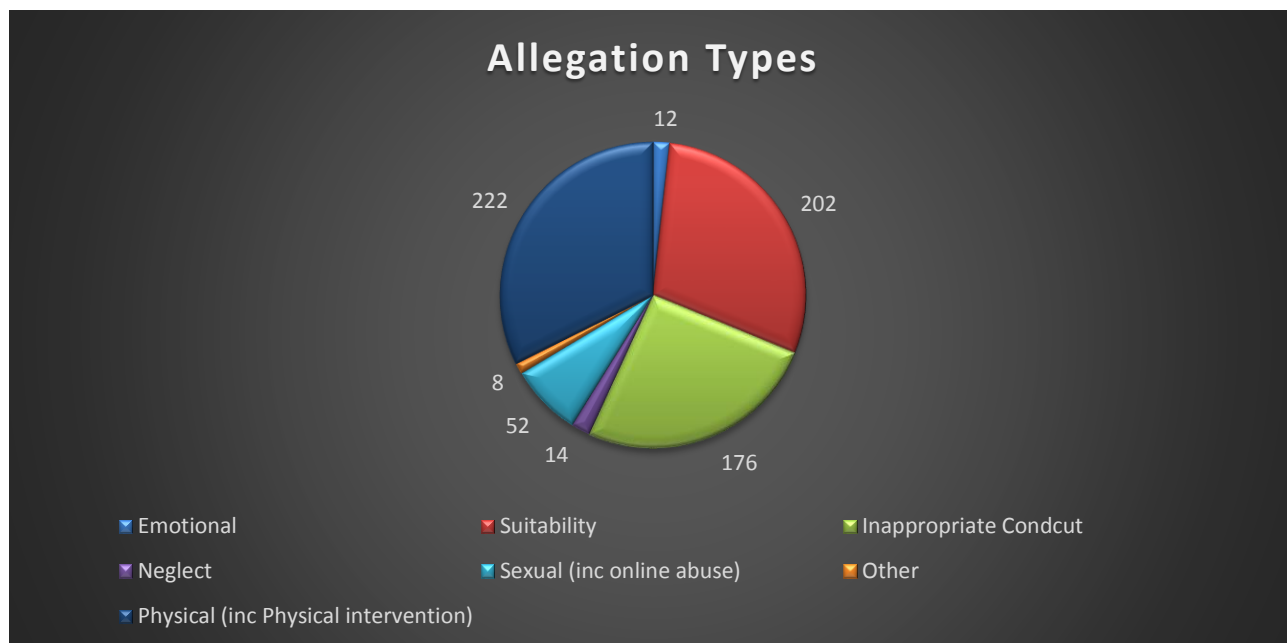
**4.2** Recording the wider source of referrals to the CLS comes under four broad headings – Education, Early Years, Wider Workforce and Fostering. The statistical distribution of these allegations remains unchanged this year. Education remains at 51% and being the highest sector referring into the Service. This is the second year the wider workforce was almost half of the number referred under Education. The Wider Workforce increased by 1% so stayed in line with last year’s data.

Table 3 Key Data with regards to Child and Young Person involved in the Allegation

Reason	Number	Percentage
Child in Care Kent	161	23%
Child in Care OLA	115	17%
Historical/no longer CIC	42	6%
SEN/disabled children	302	44%

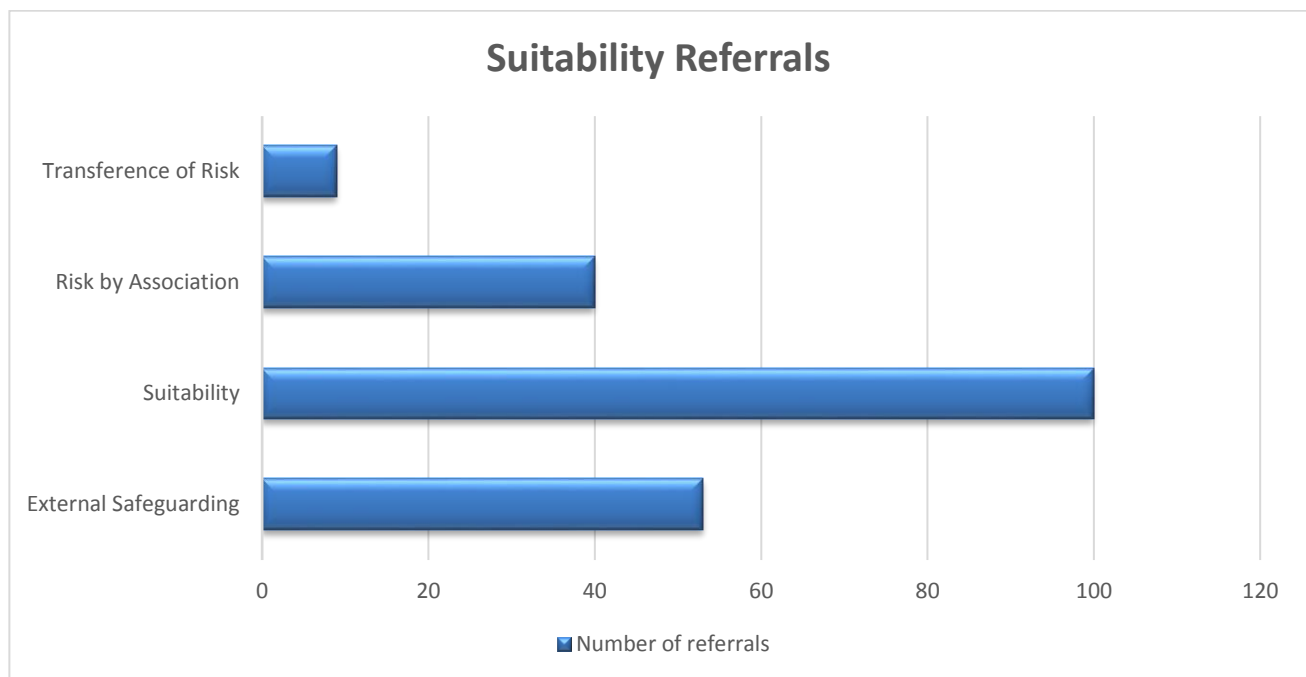
**4.3** Children and Young People. Whilst the CLS primarily records information about the member of staff it also records key data about the child and young person, (if known), involved in the allegation. As seen from the figures above – there were almost double the number of historical allegations made and SEN/disabled children remain the highest category which is a concern given their increased vulnerabilities. Data currently relating to CP/CIN/EH categories are not recorded consistently. The ability to report on this child level data is part of the CLS workstream.

Table 4 Allegation Type



**4.4** The highest categories changed slightly this year, however, physical abuse, which includes both authorised and unauthorised physical interventions, remains the highest category (32%). Last year this was followed by inappropriate conduct but there was a reduction in these types of referrals by 23% (54). This reporting year we saw suitability referrals increase by 71% (84) as predicted with the introduction of the fourth harm threshold. This is the second year the category was included in the data and the Harm threshold. Suitability is broken down into sub sections which is depicted below for reference.

Table 5 Suitability breakdown



**4.5** The CLS continues to recognise staff most likely to have allegations made against them will be those working with children directly and often for significant periods of the day. For these staff, the need to understand and work within the basic rules of professional safe working practice which is crucial to protect both children and staff. Staff understanding and responses to challenges presented by children suffering trauma needs to be reinforced by positive behaviour management techniques and organisational cultures. Kent’s Practice framework supports this and is referred to regularly by the LADOs.

## 5. OUTCOMES

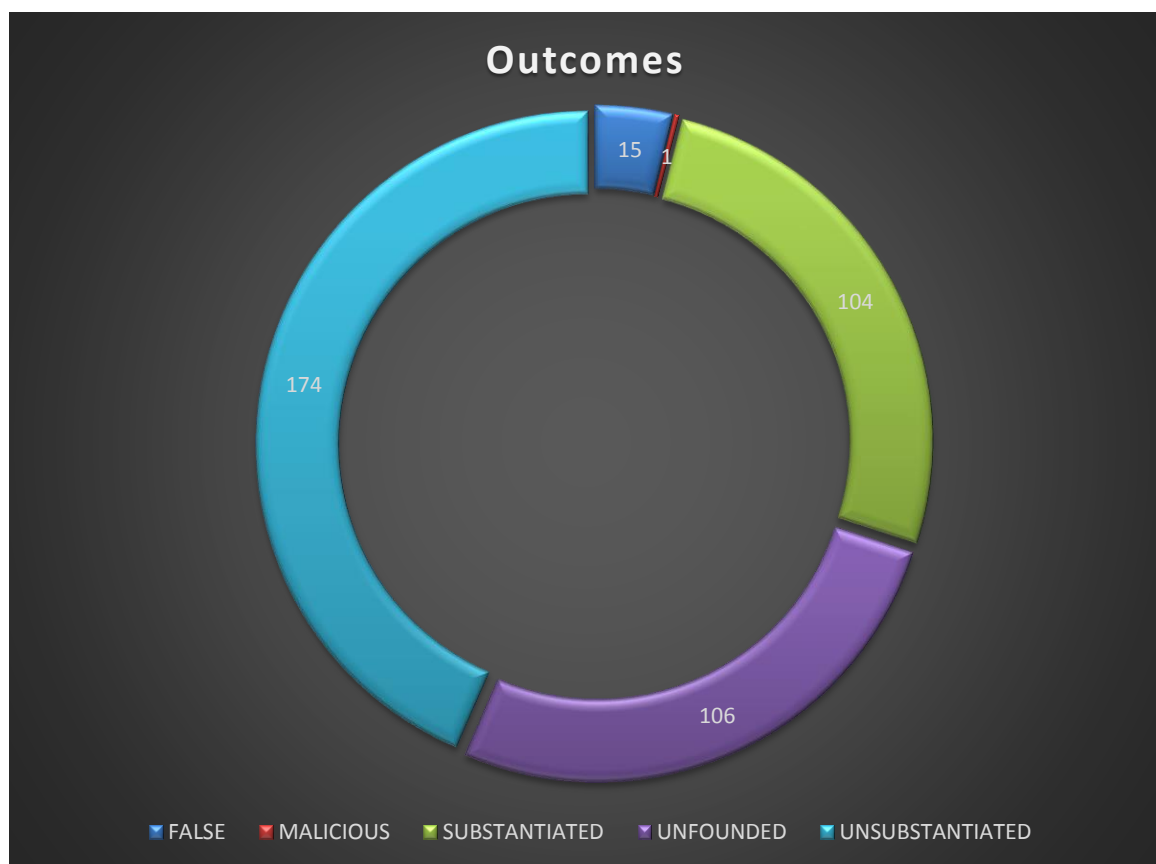
**5.1** There are a variety of routes an allegation might take after it is referred to the CLS. There may be a Section 47 enquiry if there is a risk the child involved might have suffered or be at risk of suffering serious harm, and/or police investigation if the alleged perpetrator may have committed a criminal offence, internal safeguarding investigation and/or disciplinary procedures instigated by the organisation for which the alleged perpetrator works.

**5.2** It is a requirement the LADO involved in a case is informed of the outcome of the allegation (by the police and/or employer) and an agreement reached on how this will be recorded. Final outcomes are recorded as:

- **Substantiated** – there is sufficient identifiable information to prove the allegation – this did happen. Employer to refer to DBS.
- **False** – there is sufficient evidence to disprove the allegation.
- **Malicious** – there is clear evidence to prove there was a deliberate act to deceive and the allegation was entirely false.

- **Unfounded** – there is no evidence or proper basis which supports the allegation being made. It might indicate the person making the allegation misinterpreted the incident or was mistaken about what they saw, alternatively, they may not have been aware of all the circumstances.
- **Unsubstantiated** - An unsubstantiated allegation is not the same as a false allegation. It means there is insufficient evidence to prove or disprove the allegation. The term, therefore, does not imply guilt or innocence.

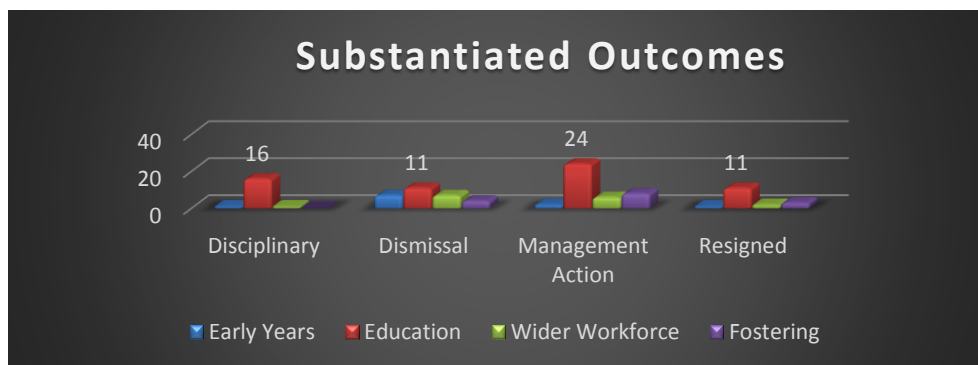
Table 6 LADO outcomes



**5.3** There were 400 allegation outcomes in this reporting period compared to the previous year of 388. There continues to be a delay in Police investigations when waiting for court dates and or return of forensics. Out of the 400 allegations, 104 were substantiated which is a decrease of 14%. Unsubstantiated was the highest category (174) which mirrors last year’s outcomes. Unsubstantiated outcomes tend to present a dilemma for the LADO, the employer and the member of staff, as it does not imply guilt or innocence. Unsubstantiated leaves unanswered questions and possibly an on-going level of risk to be monitored over time. The CLS works hard with stakeholders to address this to provide a clearer pathway, when appropriate and possible, for all.

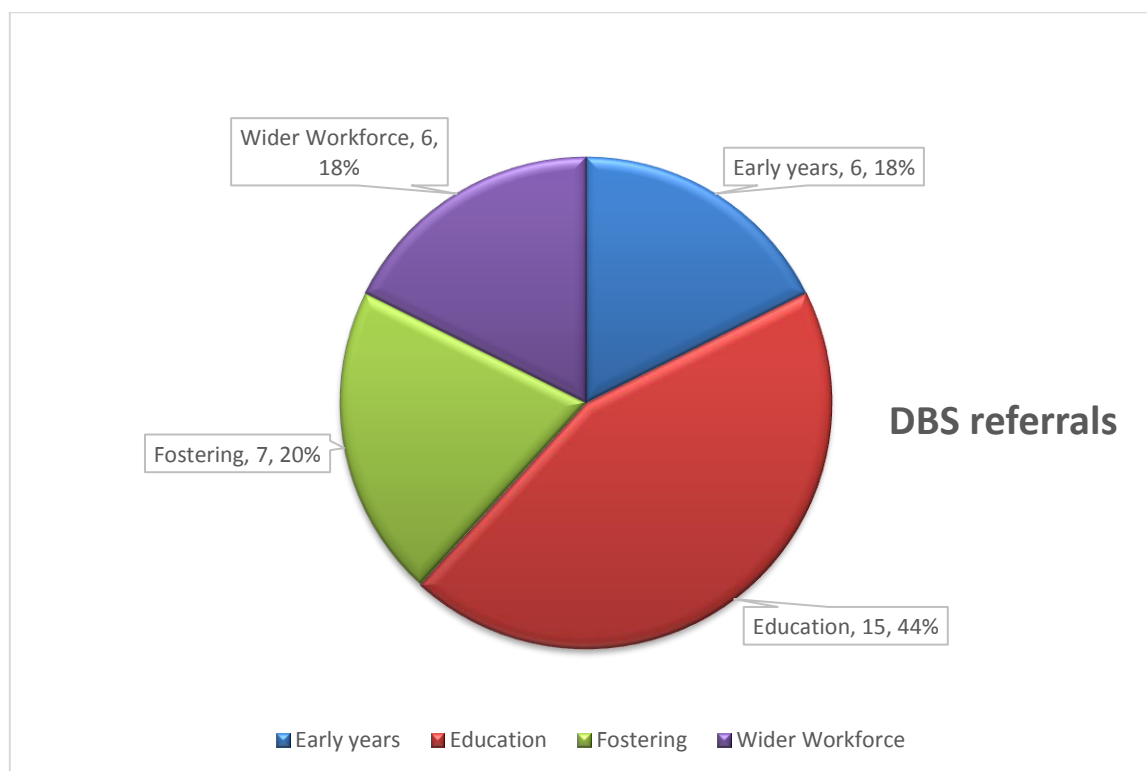


Table 7 Substantiated Outcomes



**5.4** Education had the highest disciplinary processes again and 11 resignations which was significantly higher than the other sectors and the highest number of management actions (24) following a substantiated outcome. Management action usually entails reviewing risk assessments, monitoring and possible retraining elements or safeguarding refreshers. In this reporting year there were 34 staff referred to the Disclosure and Barring Service (DBS) for consideration of on-going professional suitability, the same number as the previous year. This process is mandatory and the responsibility of the employer with a duty to refer where staff were either dismissed or resigned because of allegations which concluded risk to children. The disparity between figures of actual referral and staff who either resigned or were dismissed is best explained by the fact some members of staff who resigned would not have been dismissed had disciplinary hearings completed. Allegations may not have been so significant as to conclude dismissal for gross misconduct, even though elements of allegations were proven.

Table 8 DBS referrals

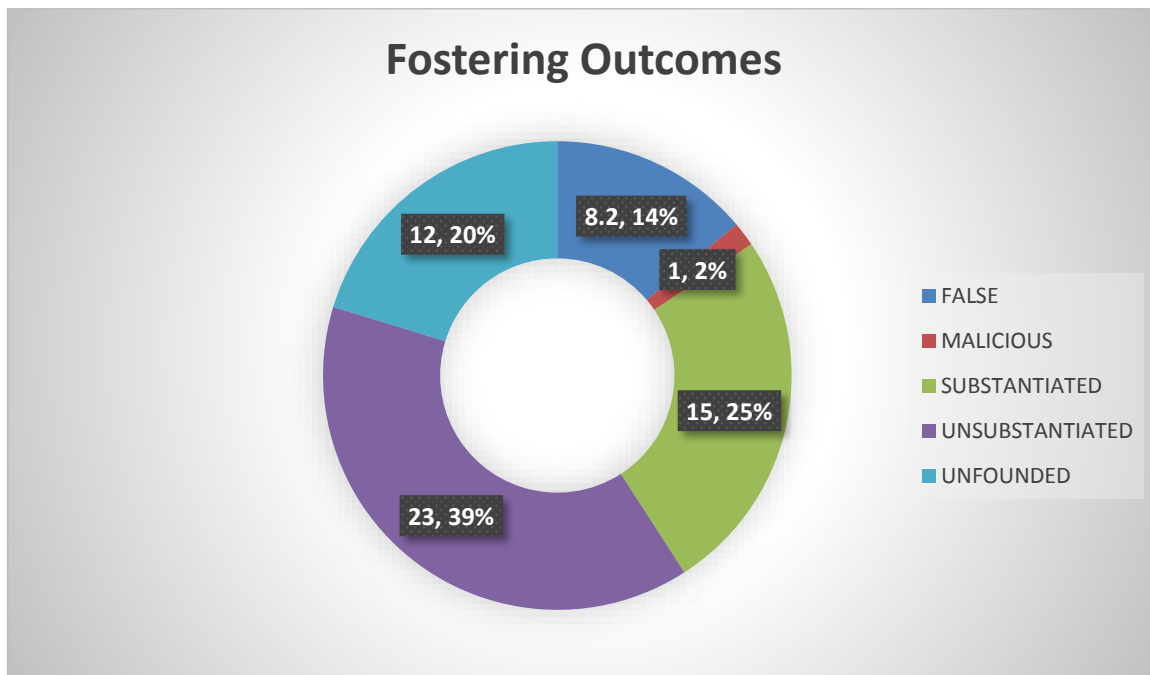


## 6. SECTORS

**6.1** Fostering Kent continues to experience high volumes of children placed in the county from other Local Authorities. This is largely due to the high numbers of independent fostering agencies within the county. As identified in previous reports, the CLS receives referrals in this category regarding children who are vulnerable and unsettled. This increased contact with children increases the susceptibility of allegations against professionals who are there to care for them. It is also known staff experience difficulties with managing challenging behaviours with increased escalation occurring within the homes. De-escalation and positive handling of children is often identified as a skill vulnerability within the staffing group.

**6.2** The CLS received 143 referrals in this category with the Independent Fostering Agency's (IFA) holding the biggest proportion at 62% (89) which follows similar patterns to last year's data (149). Of these 63% (90) related to allegations: 37 are KCC fostering and 53 IFA. Data shows this year that allegations relating to physical harm or intervention are the highest 41% (37) returning to numbers seen in previous reporting years. Last year did see a change where inappropriate conduct was the highest at 25% compared to this year at 23%.

Table 9 Fostering Outcomes

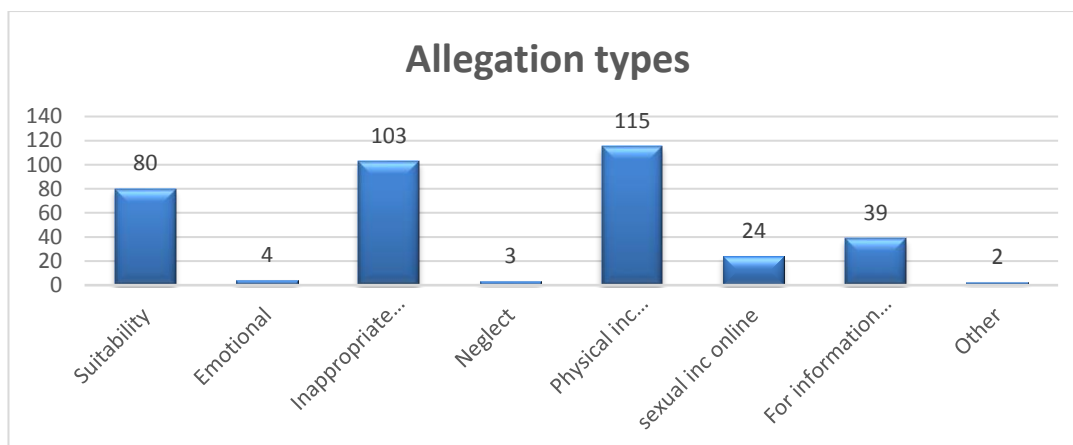


**6.3** The CLS continues to work closely with KCC Fostering and maintained joint oversight to the allegations and processes to ensure foster carers are providing consistent standards of care and work within clear safeguarding expectations. Out of the allegations made against Kent Foster Carers, seven were substantiated resulting in one resigning and one carer being dismissed/deregistered, none were referred to the DBS. It is a very similar picture with the IFA data - 8 cases substantiated which resulted in two resignations and seven referred to the DBS.

**6.4** As highlighted in the above data, Education have the highest referrals into the service (51%). This decreased by 8% over the past 12 months with 36% of the education referrals falling under Primary school education (reduction of 4%). There were 568 referrals of which 62% (352) were allegations reported against education staff including staff covering transport services on behalf of the Education Department, school volunteers and site staff. It is expected Education would provide a vast majority of the referrals into the CLS as Kent has 791 schools, of which 462 are primary, 102 secondary, 20 Free schools, 121 Special/SEN and 5 Pupil Referral Units. Of these, 273 are academies and 304 are maintained by the LA. In addition, there are 62 Independent Schools.

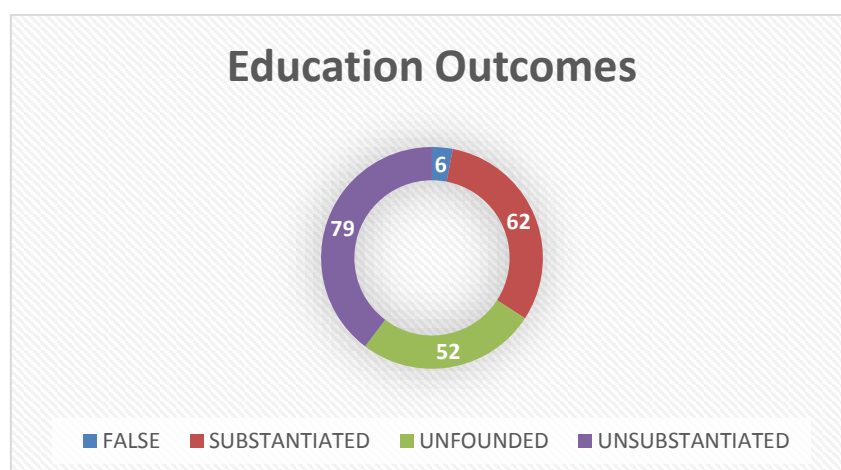
**6.5** Primary school referrals was the highest in this sector now for the past four years. Many of the referrals relate to teaching assistants and midday supervisors but we also oversaw allegations against members of Primary senior leadership teams (SLT).

Table 10 Allegation Type



**6.6** The two highest allegation types remain consistent with previous reporting years, physical (including interventions) came in at 33%. As with previous years allegations tend to increase towards the end of school terms and it was noted the context around many education referrals were pressures and or stress experienced by staff.

Table 11 Education Outcomes

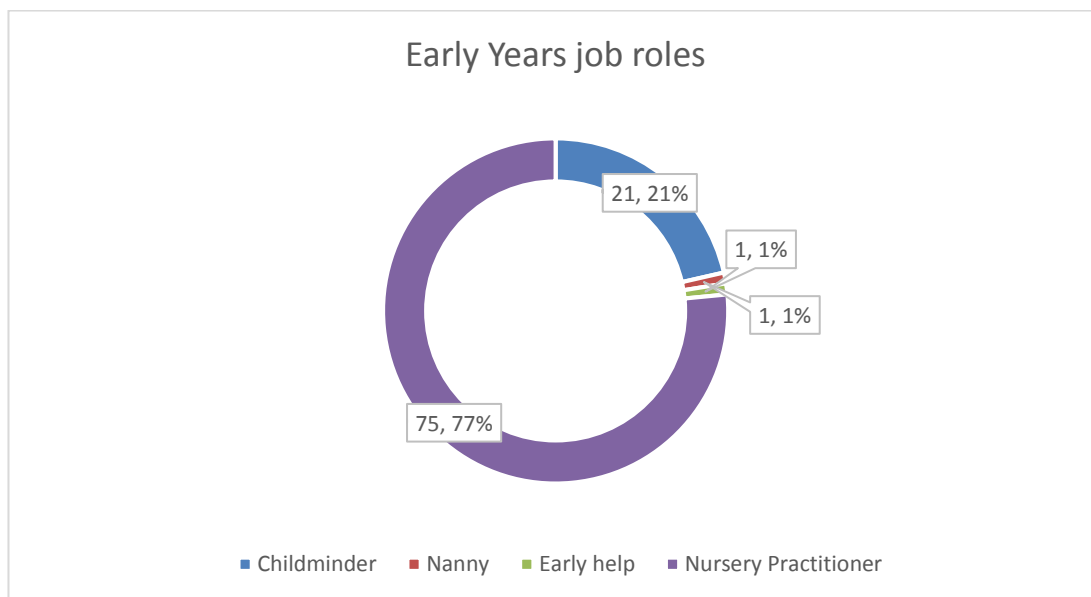


**6.7** The highest outcome remained Unsubstantiated followed as in previous years with Substantiated. 34 staff either resigned or were dismissed, with 16 going through disciplinary action which is very similar to the previous year.

**6.8** The CLS continues to manage allegations mainly against classroom/teaching staff 40% (reduction of 1%) (225) and 30% (reduction of 8%) (159) are linked to Teaching Assistants & Support Staff within education. These allegations also feature both Head Teachers, 7% (38) and school Governors – 1% (6) both showing an increase from last year's data. The CLS continues to work closely with our colleagues in education ensuring safer recruitment practices, role modelling and allegation management is consistently on the agenda and modelled throughout the education provisions from the top down. As seen with other roles, some of the allegations against Head Teachers came under the fourth harm threshold involving external safeguarding matters and transference of risk.

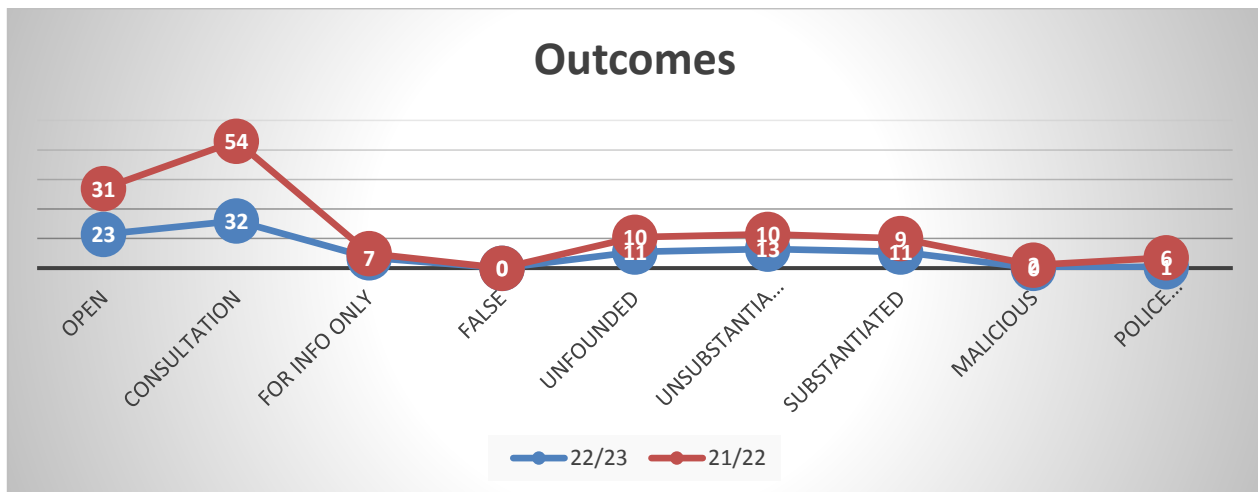
**6.9** The Early Years sector does not include those employed within schools working with reception aged children. The data represents those in pre-school employment. Across Kent there are 607 private, voluntary, and independent settings, 103 out of school settings and 96 maintained, academy, school run or colleges with a nursery. In addition, there are 743 Ofsted Registered for Early Years childminders (under 5yrs), 53 Ofsted registered for childcare childminders (5-8yrs) and 50 childminders registered with an agency.

Table 12 Early Years Job Roles



**6.10** 98 referrals were received regarding Early Years practitioners which is a decrease on the previous year of 21% (27). 75 (77%) of the referrals related to Nursery practitioners which is an increase of 6% on last year’s patterns and Childminders are the next largest role in this sector referred with a slight decrease of 6. 50% (54) of the referrals were recorded as allegations with 53% (29) relating to the fourth harm threshold and 20% (11) regarding inappropriate conduct. This is the same pattern as the previous year’s data.

Table 13 Early Years Outcomes



**6.11** The data shows in total eight members of staff resigned or were dismissed from their roles and one was referred to the DBS.

**6.12** In relation to the Wider Workforce category, this year there was a slight decrease in referrals for this sector from 315 to 295 of which 71% (211) were allegations reported against staff holding positions within the wider children’s workforce. This is an increase of 10%. This sector ranges from grass root sports clubs through to residential/care sectors, Police, Health and ICS amongst others. The wider workforce, however, dropped in referrals from previous years. It makes up 27% of the overall referrals into the CLS which is 1% higher than last year.

**6.13** The highest category in the wider workforce was Physical abuse 30% (60, reduction of 1) followed by Suitability 29% (58, increase of 9). This year Unsubstantiated was the highest outcome for this sector increasing by 38 and substantiated decreasing by 4%.

Table 14 Wider Workforce outcomes

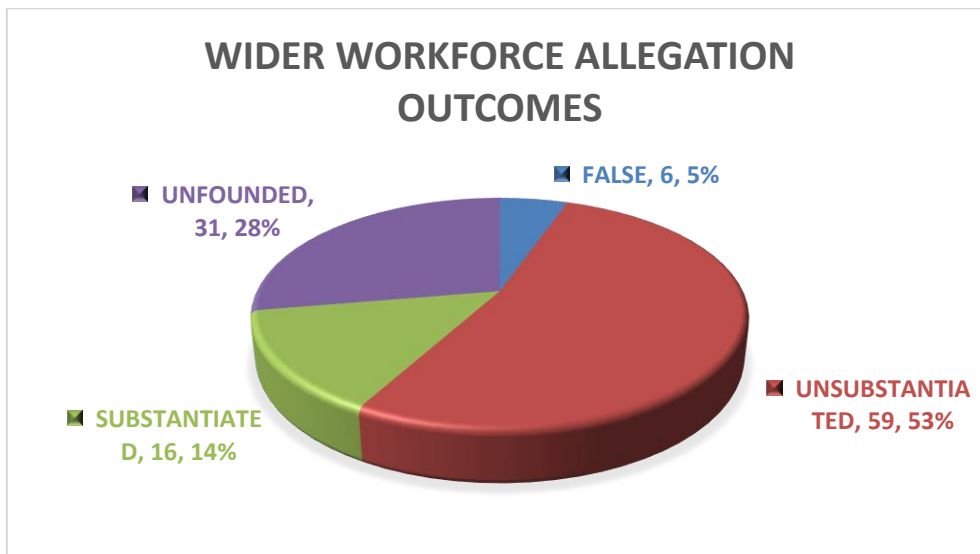
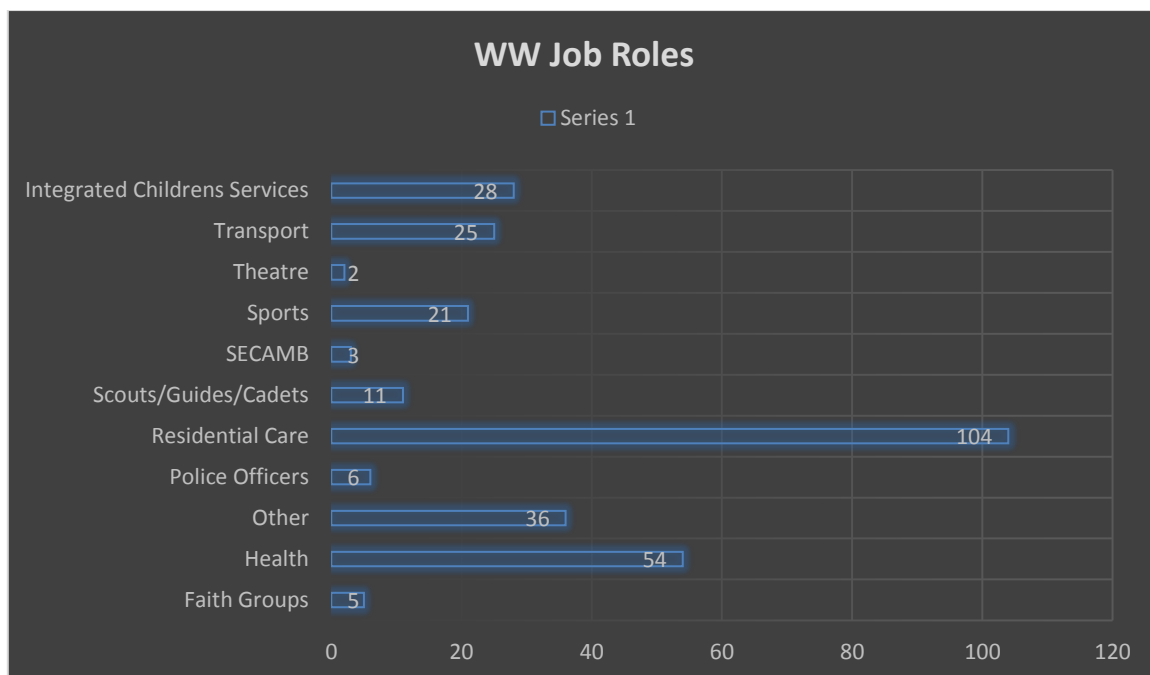
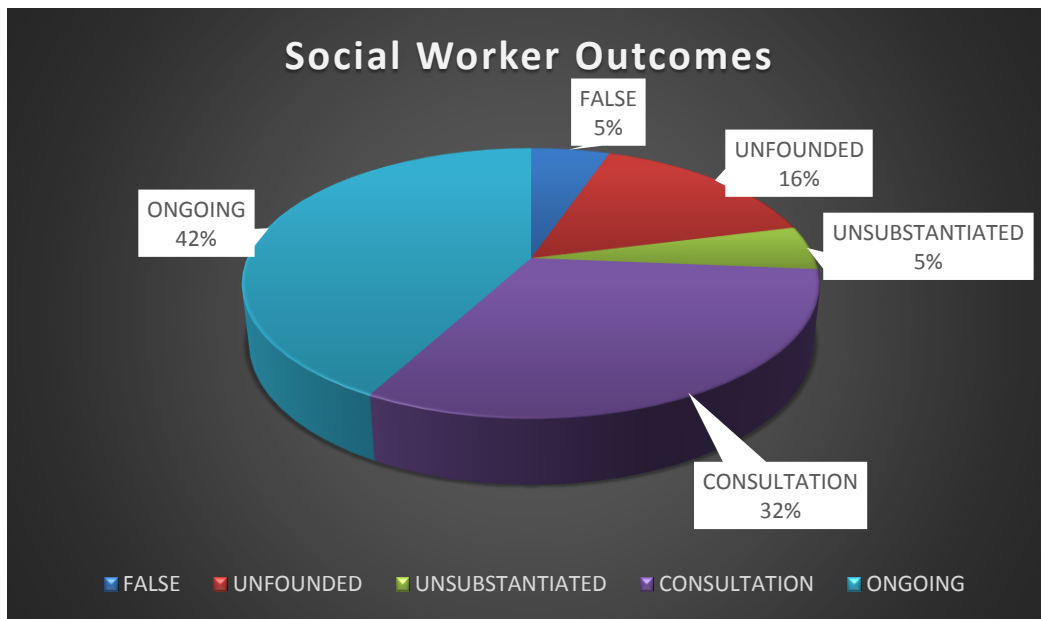


Table 15 Wider Workforce settings



**6.14** During this reporting period, the CLS received 19 referrals relating to KCC Social Workers, an increase of 8. Six related to Suitability concerns, one inappropriate conduct, one sexual, one neglect, one emotional and one physical. The remaining eight did not meet the allegation harm threshold and were recorded under consultation.

Table 16 KCC Social Workers/KCC staff



**6.15 Kent Police Force** - The CLS tracks both referrals made in relation to serving Kent police officers and those referred from Police in relation to members of staff within the children’s workforce. There were 6 referrals regarding serving police officers in the Kent Police Force which is a decrease of 3 from last year. Three met the allegation harm threshold and are ongoing. 71 referrals were received from Police teams across the Kent police force, a decrease of 27% (27). Partnership working with the Police Professional Standards team is still ongoing. Alongside this, work was undertaken to introduce a protocol between the CLS and Kent Police Force around allegations. This will set out expectations and timescales relating to both allegations and those relating directly to serving police officers and or personnel. It is encouraging to see an increase in referrals.

Table 17 Allegation Types from Police referrals

	External Safeguarding Issue	Suitability	Inappropriate Conduct	Online safety & abuse	Physical	Risk by Association	Sexual	Total
Police	5	8	6	5	2	4	5	47
POLIT	1	1	0	6	0	6	0	21
VIT	0	0	0	0	0	0	0	0
PROFESSIONAL STANDARDS	0	0	0	1	0	0	0	1
VISOR	0	0	0	0	0	2	0	2
<b>Total</b>	<b>6</b>	<b>9</b>	<b>6</b>	<b>12</b>	<b>2</b>	<b>12</b>	<b>5</b>	<b>71</b>



**6.16** In comparing the data with other Local Authority safeguarding partnerships, Hampshire a statistical neighbour, reflects similar patterns to Kent recording this year 771 allegations. Out of the allegations 14% (110) were recorded as substantiated and the highest category was 25% (190) recorded as unsubstantiated. Like Kent, the predominant category was physical abuse/interventions.

## 7. PERFORMANCE

**7.1** The timescales for completion of referrals is a fundamental part of the LADO role. The CLS aims to meet the original Working Together guidance around length of time LADOs were encouraged to be open and challenging with stakeholders on length of investigations. The guidance is 80% of cases should be resolved within one month, 90% within three months and all but the most exceptional cases should be completed within 12 months. It must be recognised most LADO services do not report against these timeframes as they do not reflect current working practices.

Table 18 Key Performance indicators (KPI) for timescales

Year	1 month (80%)	3 months (90%)	12 months plus	ongoing
2020-2021	187 (31%)	104 (17%)	598	210
2021-2022	432 (35%)	712 (57%)	756	397
2022-2023	454 (41%)	134 (12%)	0	324

Table 19 KPI comparison with other LA

Hampshire	1 month (80%)	3 months (90%)	12 months plus	ongoing
2020-2021	271	81	44	55
2021-2022	366 (49%)	137 (18%)	2	161
2022-2023	289	140	5	225

**7.2** This is the second annual report the service calculated and reported on timescales. These are completed manually and this year we observed an increase in referrals closed within a month. The Service closed 137 (12%) within 12 months during this period and has 29% of referrals still open and under allegation management. For the closure of cases, as with previous years, some are delayed due to two main causes. The first relates to police investigations and delays with forensics, CPS and or the courts. The second often relates to delays with regulatory bodies such as GMC, SW England, TRA or Sports governing bodies can take time for investigations to conclude. The other factor LADOs contend with around delays in progressing cases is the clash with HR processes and some employers wishing to conclude disciplinary action prior to reporting on the safeguarding risk. The latter is regularly challenged.

**7.3** However, it is suspected the way in which the CLS records and progresses referrals will have an impact on the 1-month target of 80%. If Kent CLS were to include the contacts to the LADO Enquiries the 1-month completion rate is highly likely to be significantly increased. Discussions with other LADO services highlighted again how the difference in recording and the interpretation of guidance varies immensely across England and Wales.

## **8. What is the Data Telling Us?**

**8.1** This period of reporting for the CLS was a challenging time due to the issues with staffing and capacity matters. The number of contacts and referrals into the Service have, over these months, felt at times overwhelming. However, on reflection it is thought the feeling was mainly down to workers covering for absences and taking on additional roles/tasks alongside allegation management. Juggling different processes in the Service undoubtedly impacted on the ability to consistently progress referrals and the ability to offer additional practice measures, such as Position of Trust meetings reliably.

**8.2** The 26% reduction in referrals is considered to be expected after such a dramatic increase the previous year when stakeholders were recovering from the pandemic. It is pleasing to see the referrals have come from all areas across Kent and figures overall remained stable. LADOs continued to manage heavy caseloads and the number of referrals each week did not vary significantly just demonstrating there has not really been a 'quiet' period. LADO enquiries are always plentiful, and stakeholders again do not appear to drop away significantly during periods such as school holidays. The only sector this can be related to is Education, who returned to being the highest referrer and highest referred sector. They equally use the Enquiries process the most out of the sectors. Whilst not being disproportionately over and above other sectors this should be considered around influencing factors. Some staff referred through to the Service from Education were due to factors outside of their teaching roles. For example, the teacher was well regarded in relation to their ability to teach but their conduct or suitability relating to mental health was raised as a safeguarding concern.

**8.3** The data on outcomes during this period demonstrates an increase in the use of unfounded and false outcomes. Unsubstantiated returned to the highest outcome. This is an interesting trend in so far as LADOs work hard with employers to find the most appropriate outcome to allegation management, often highlighting the predicament with an unsubstantiated conclusion. It is possible the unfounded and false outcomes are being used to compensate for the level of unknown risk unsubstantiated leaves. Whilst this may be strongly linked with the fourth harm threshold being in relation to transferrable risk, this is something the Service will consider moving forward and audit the unfounded and false allegation outcomes. The fourth harm threshold of Suitability increased as predicted and in line with the increase of mental health and external safeguarding concerns being raised. The reduction in childminders being referred, and an increase in nursery practitioners under allegation management, is a result of early years settings returning to full capacity.

**8.4** The length of time a referral is open in the CLS was impacted as stated above by HR and Police processes. It was impacted by LADO capacity during this period to progress recording and updates through to closure. However, staff subject to allegations using the Subject Access Request (SAR) process, Occupational Health (OH) and at times the employer's complaints process, also increased the length of time a case is under allegation management. Staff who suffered with their mental health and anxiety provided challenges for employers to investigate.

## 9. 2021-2022 recommendations

To remind the reader, the table below provides a summary and update as to the 2021 – 22 LADO report.

	RECOMMENDATIONS	PURPOSE	TIMESCALES	UPDATE	RAG
1.	<p>CLS workstream to work towards completion and outlining improvements by September 2022.</p> <p>Reporting facilities – Power BI and Liberi</p> <p>Update of fields within electronic recording system (Liberi)</p> <p>Referral forms via Childrens Portal.</p>	<p>Bring the fields in line with Kent’s Practice framework and enable LADOs to record rationales, guidance, escalation, adjudication and learning coherently in various fields to enable reporting in the future and assist with auditing whilst increasing reporting capacity.</p>	December 2023	<p>Updates were made to the recording system Liberi by December 2022.</p> <p>The referral went live on the Children’s Portal January 2023.</p> <p>Due to Staffing challenges within MIU this has led to a delay in the development of the CLS Power Bi. This part has not been met</p>	
2.	<p>CLS Escalation Process to be embed and have a clear tracking and reporting system.</p> <p>(Escalations are for practice issues such as</p> <ul style="list-style-type: none"> <li>• Timescales</li> <li>• Not following LADO advice and guidance</li> <li>• Inaction or decisions have not addressed risk</li> <li>• Practice could place children at risk</li> <li>• Not adhering to legislation)</li> </ul>	<p>Evidence of LADO oversight and challenge. Evidence that good practice and practice needing improvement is acknowledged with stakeholders and the CLS.</p>	December 2023	<p>The escalation form is now in the allegations tab in Liberi – however, it cannot be used as it does not transport between the locked allegations section and the rest of the Liberi system.</p> <p>It is currently not possible to use with external parties.</p> <p>It is planned that this will be possible by the end of 2023.</p>	
3.	Improvement in attendance to the	CLS to continue with the promotion of the service	December 2023	3 KSCMP LADO Need to Know sessions were	

	'KSCMP LADO need to know' sessions from all Faith Groups.	and reaching out to Faith groups to develop robust allegation safeguarding knowledge.		hosted with good overall multi agency attendance. However, no increase from the Faith Groups. Therefore, need to continue with Lead role to promote and link in with the sector.	
4.	Continue to develop and work with commissioning about wider safeguarding concerns linked to settings.	A joined up and contextual approach to wider or cultural safeguarding matters or concerns/patterns.	August 2023	Provider Sanctions Meetings are in place.  The provider hub can record against settings.  Placements, Purposeful Visiting and Understanding the Childs Lived experiences guidance has been updated. These were then relaunched via a Communities of Practice.	

## 10. Activity

**10.1** The LADO's role is the management and oversight of individual allegations and concerns. Allegation management should be seen in the wider context of safer employment practices with 3 essential elements:

1. Safer recruitment and selection practices
2. Safer working practices
3. Management of allegations or concerns

**10.2** The CLS provides consistent and appropriate scrutiny across diverse workforces and voluntary bodies including affording adjudication of outcomes and escalation of practice learning – both good and requiring improvement. This includes quality assuring referrals and subsequent activity in relation to the Kent Practice Framework having regard to trauma informed practice, systemic and contextual safeguarding. To support this during the reporting year, the escalation process for the service was updated and included in awareness training/presentations. The escalation form is built into Liberi to assist with future reporting. This is on hold currently due to technical issues, however, by the next annual report, figures should be available alongside an analysis of rationale for initiating the escalation process. The reasons for escalations for 2022-2023 were mainly due to two strands, 1) the employer choosing to follow HR employment processes and overriding allegation management and 2) suitability of investigators and timescales taken to complete reports.

**10.3** Whilst traditionally the LADO role was defined as being person specific, Kent LADOs also considered the wider context and safeguarding afforded by a provision. Strong links are held between the CLS, the Total Placement Service and Commissioning around information sharing specifically around provision concerns through the Provider Sanctions Group. This may include lack of understanding of safeguarding, compliance failures or unsafe recruitment processes. In turn this process feeds into the Council’s policy and guidance on Placements, Purposeful Visiting and Understanding the Childs Lived experiences. Currently there is no reporting data around the number of provisions raised within this group, but it is hoped this could be planned for future reports.

**10.4** The CLS is already on the journey to meeting Recommendation 8 of the Hesley Report: ‘Systems for the early identification of safeguarding risks in residential settings should be strengthened through an enhanced role for host local authorities and ICBs in the oversight of residential settings in their area’. The main residential provision in Kent for children with disabilities and complex health needs receive a bespoke service from the CLS. In addition, the LADOs will identify if there is a need to inform other placing authorities of concerns in any setting which is underpinned by the Provider Sanctions Group.

**10.5** The LADOs continue to play a vital and expanding role in ensuring safeguarding standards across the county in several other areas of work including:

Responding to Ofsted requests	
Ofsted Inspections	54
Ofsted Category 2	48
Ofsted Information requests	51

Freedom of information	Independent Inspectorate Inspection requests	Schools (ISI)	Subject Access Requests	Safeguarding and Fostering checks	LADO Enquiries
5 Up 2 ↑	35 Up 1 ↔		23 20% ↓	633 6% ↑	868 34% ↑

**10.6** The CLS has always offered development opportunities for the LADOs to lead on an area of interest or challenge within the service. This helps build on knowledge and partnerships with our stakeholders. These roles are not a requirement or a performance indicator but do enhance knowledge and partnership working.

Current Lead roles	Updates
Early Years	Continues links with Education Early Years workers to review cases and settings of concern. Continued presentation of LADO at the EYS safeguarding forums. Continued attendance at the Ofsted Early years meeting.
Sport	Sharing of national information around sports and allegations with CLS, links with GET (KCC) and Sports England. Recent attendance at NLN subgroup on Sports to share practice and advice on various sports e.g., karate. Continued partnership working with England FA, Cricket, and Sport England.
Strengthening Independence Service (including link LADO with Bradstow Residential School)	Continue to provide bespoke service to Bradstow alongside Wandsworth. LADO challenge on allegation management investigations undertaken by SIS and overall guidance provided.
Mental Health	Links with leads in MH to help advise and guide LADOs on specific cases.
Faith Groups	Reached out to Police Faith group lead and Kent Faith lead for contacts. Approached KSCMP and requested to host a subgroup on Faith Groups in the partnership that may address linking in with faith sectors/leaders addressing safeguarding across the board (e.g. allegations, Prevent). Agreed in principle
HR matters	Regular meetings with Education HR lead and Cantium HR managers to address conflict in allegation management process. Presentation to HR colleagues on LADO need to know.
Independent Schools	New lead yet to be explored
Front Door Service	Links in with Service Meetings and continued LADO updates provided.

**10.7** As previously recorded, challenges to LADO capacity brought about by sickness, absence and vacancy has meant business processes were prioritised over the lead roles. However, despite this, there have been various meetings across the board to develop knowledge and partnerships. The most important element to raise is that practice challenge continued across these 12 months in relation to all these areas. This has often been alongside live case work and LADOs identifying 'lessons learnt' or concern that needed to be appropriately challenged. A good example is the HR lead and regular meetings with Cantium (KCC), Education and other HR providers within the children's workforce to navigate through the complex world of employment law versus children's safeguarding.

**10.8** The service continued being represented at both the Southeast Regional LADO Meetings and the National LADO Network meetings and subgroups. This enabled the service to remain up to date with current practice issues, national direction and future changes on the horizon. One clear example being the recommendation for a LADO Handbook following the National Review/Hesley Report and updates to Working Together by the end of 2023.

**10.9** The service is linked in with the Child Outcome Analysis (COA) process. This ensures the CLS is aware of practice in districts, sees how the Kent Practice Framework is used and helps to keep them up to date and visible across Integrated Children's Services. Feedback and outcomes from the COAs are discussed at team meetings and considered alongside practice afforded by the LADOs and any trends identified.

**10.10** The County LADO Manager over the past 12 months been part of the Nuffield Foundation Project Advisory Group on Outcomes for children's social care and worked with Lancashire LA around redeveloping their LADO service. Lancashire LADO consulted with CLS following the ILACS Ofsted Outstanding grade as they wanted to emulate a similar service in their LA which they recently launched. Lancashire and Kent LADO services planned a two-day peer review of each other in autumn 2023 to share updated knowledge and inform practice issues for both parties. The LADO evaluation will include an analysis of how other Local Authorities resource and organise their LADO services.

**10.11** The service continued to provide training/presentations to the Kent Social Work teams, Kent stakeholders and via the KSCMP regarding allegation management:

<b>TRAINING DELIVERED TO:</b>	<b>DATES OF TRAINING</b>
Swale District CSWS	01 April 2022
Sevenoaks/Tunbridge Wells District Leadership business Meeting	12 April 2022
Cantium HR advisors/managers	12 April 2022
Margate CWST District Meeting	14 April 2022
Child Protection Chairs Team Meeting	28 April 2022
East CIC District Meeting	04 May 2022
Maidstone District CSWS	06 May 2022
IFA Forum	9 June 2022

Ofsted Early Years Service	15 June 2022
KSCMP LADO Need to Know multi agency training	27 June 2022
Kent Fostering Service Meeting	14 September 2022
KSCMP LADO Need to Know multi agency training	27 September 2022
KSCMP LADO Need to Know multi agency training	15 December 2022
School Designated Safeguarding Leads (DSL) meeting Folkestone	02 March 2023
School DSL meeting West Primary	03 March 2023
School DSL meeting Ashford	06 March 2023
School DSL meeting North Primary	06 March 2023
School DSL meeting Dover	13 March 2023
KSCMP LADO Need to Know multi agency training	14 March 2023
School DSL meeting Canterbury	15 March 2023
School DSL meeting North Secondary	21 March 2023
School DSL meeting Folkestone/Hythe	22 March 2023
School DSL meeting West Secondary	22 March 2023
School DSL meeting Swale	23 March 2023
School DSL meeting Thanet	24 March 2023

**10.12** KSCMP LADO Need to Know training sessions continue to receive high praise from stakeholders and multi-agency attendance. KSCMP only offer the course online for a maximum of 25 candidates per session and four are booked across the reporting year. All four were held and the total number of attendees were 94/100. These were traditionally run by the County LADO Manager but two during this reporting year were delivered by one of the LADOs.

*'Very informative, trainer was knowledgeable'.*

*'Informative and operationally useful'.*



### 10.13

District or setting presentations sample of feedback comments:

*'All enjoyed this and felt stimulated by it. Lots of discussions emerged from it. Excellent'*

**10.14** Safeguarding Alerts. *'The importance of sharing information and decision-making, where there are cases of concern, should not be underestimated. It is fundamental for cases of concern to be reported to senior managers at the earliest opportunity when it becomes clear that the case constitutes a level of concern that needs to be reported. Case alerting ensures a level of shared accountability as well as enabling other processes to be put into place where actions are required.'* Need to Know notifications and Alerts procedure (November 2022). The process is for an alert to be submitted into the safeguarding unit.

*'Ali was clear and down to earth with staff and had good examples to help people relate it to their day-to-day work.'*

**10.15** The CLS does not submit significant numbers of safeguarding alerts. LADO cases are usually in relation to an individual staff member and does not impact on the overall safeguarding provided by stakeholders. The current criteria used by the County LADO Manager is:

- Likelihood of social media or press interest – either presented through the community or via the court processes.
- Serious incidents – such as child death, NAI, staff self-harm
- Reputational risk for KCC and possible commissioned services
- Interest from key governing bodies such as Ofsted, Social Work England
- Cases being raised with KSCMP under Rapid Review

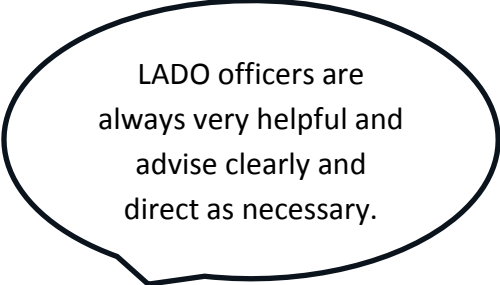
**10.16** Whilst the LADO role is person specific there are occasions where the CLS became increasingly concerned about a provision or setting. A safeguarding alert may be submitted to raise that a scoping meeting may be required and risk assessments undertaken for all children placed at the named provision. LADOs will frequently raise contextual safeguarding matters when they are seen in allegation management with the named provision and the relevant network which may involve the regulator. In this reporting period the CLS submitted 2 alerts due to media interest.

**10.17** In relation to complaints, the CLS received six complaints in total, two which progressed to Stage 2 in the Councils complaint process. All complaints were not upheld. The majority related to members of staff who were referred and who were frustrated with the allegation management process.

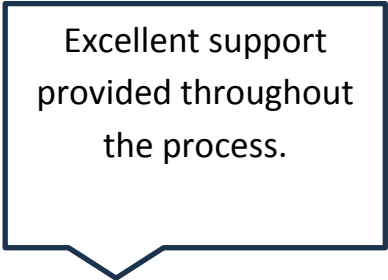
**10.18** Prior to the COVID 19 pandemic LADO Caseloads would have been between 75 - 80. For this reporting year there was an increase and LADOs frequently saw their caseloads rising above 100. The current average is 85. The increase is down to two main strands – an increase in time referrals took to resolve, due to HR matters, delays in police investigations and criminal courts and absence of staffing in the service. The CLS has, during this reporting period, hosted a maternity leave and several sickness episodes from both LADOs and the CRO's. This meant there was transfer of cases to temporary workers and the remaining staff absorbing additional work.

## 11. Feedback


**11.1** Feedback continues to be very positive from stakeholders but remains low having received only thirteen online Microsoft forms during this period (reduction of 12). It is unclear why the feedback forms are not being actively used other than time being stated as a factor, although the form is very short and, on average, takes 7 minutes to complete. The feedback request is promoted all through the allegation management process and the link is provided in service emails and on KSCMP website. The apprentice completed a project contacting a list of referrers asking for feedback and raising questions on the process. This was poorly responded to and did not result in an increase with feedback. One theory is the LADOs have frequent contact with referrers and receive anecdotal feedback or comments within emails. If a Position of Trust Meetings is held it also explores what worked well and what needs improvement across the board. All presentations and training reiterate the importance of feedback to help improve service delivery. The majority scores across the service were between 8 and 10 out of 10. Please see some comments received:




LADO officers are always very helpful and advise clearly and direct as necessary.



Excellent support provided throughout the process.



Superb service, care, and advice.



Excellent support/partnership from both this LADO and the previous advising LADO in 2022 in a linked manner. I deal with LADO's across the country and whilst I shouldn't compare, Kents service is high quality

**11.2** Feedback from Senior Ofsted Officer – Early Years, Southeast region Mandy Mooney:

Felt that there was a very strong positive working relationship with Kent CLS. Noting that this is not replicated across the country, and it was great given the size of Kent. There is great communication and information sharing and she is keen to develop our relationship with them in the future. Mandy was impressed at how we are mindful of staff welfare/wellbeing needs and how we signpost etc. Mandy specifically mentioned LADO Alexa Andrews as being great and lovely. (7.6.22)

**11.3** Feedback from IFA Forum:

Kent is very clear on process and policies. All LADOs provide measured and clear advice and guidance. We are seen as an approachable service, and all loved the LEO process. (9.6.22)

**11.4** Compliment from a member of staff subject to an allegation:

*I have just received a data subject access request from Kent County Council that I had requested.*

*Although I was a part of a Disciplinary investigation by my school (My employer). Despite the only knowledge Alexia Hosker (LADO service) had of myself being a series of police reports, followed by a safeguarding risk assessment report deeming me to be some sort of danger to society. She still had persistent care for my welfare and pursued my employer that welfare plans or welfare checks were made for me without any judgement and/or any need on occasions to pursue or check that my employer had done this for me. It really touched me to the point that I still have tears running down my face as I write this.*

*I fully appreciate that a part of Alexia's job is to advise an employer that welfare support is put in place when needed. She went far beyond what was needed in the pursuit to make sure that I had adequate support. This can only show what a kind human being she is and a very unique individual.'*

## **12. Evaluation of the CLS**

**12.1** In March 2022, an evaluation of the service was undertaken by the Service Manager and County LADO Manager. The purpose was to highlight what areas of the service could improve productivity whilst reducing further demands on LADO and CRO's, identify any blocks and offer solution focussed recommendations. It highlighted four primary areas of improvements required to support the LADO and the CRO's in fulfilling the County LADO Service duties efficiently and effectively, enabling the reintroduction of wider LADO responsibilities, paused, or undertaken by the County LADO Manager.

**12.2** Increasing the establishment within the service was deemed necessary but highlighted it *'would not mitigate the underlying problems of processing the work, which will continue to create pressure points in the service. CRO's will be further stretched by accommodating more LADOs and overseeing an apprenticeship. Updating the Liberi allegations section, adding the fourth harm threshold, relating the recordings to reporting, pulled through to Power BI, including KPI's, would enable the service to cease using one of the time-consuming trackers and prevent several duplications in the workflows'*. The report was accompanied with an action plan feeding into the actions/recommendations outlined in this annual report. The 2023 Re-evaluation of LADO will assess whether the actions identified from the 2022 evaluation were successfully embedded.

**12.3** HR and employment issues continues to be a challenge both for the CLS and nationally for LADOs. The CLS has robust processes in place setting out expectations around allegation management and identifies the cross over with HR processes. The HR lead and the County LADO Manager continue to build relationships and understanding of the challenges with HR representatives across the Kent Childrens Workforce. The challenge comes when employers feel pulled in two directions – disciplinary processes and allegation management. There is no easy answer and the LADOs are proficient at navigating employers through the process. This will often involve holding regular Position of Trust Meetings and where necessary undertaking appropriate escalation. Examples of when the challenge is not overcome observed LADO outcomes overridden by disciplinary processes, opening an unassessed risk in the children's workforce and a conflict in recording of outcomes. Delay was a factor in some cases where employers follow HR and will not provide a LADO outcome until conclusion and lastly the settlement agreement. This latter practice is generally not supported by LADO but regularly highlighted by HR representatives. LADOs often do not approve of settlement agreements as they tend to result in omitting details around safeguarding concerns and therefore the risk level. Employees then leave and there is no guarantee future employers will be aware of concerns presenting a risk to children in the future.

**12.4** Mental health and new diagnosis of anxiety, ADHD and or autism - this is a theme continuing from the pandemic. An emerging theme is staff are now being referred for welfare or mental health matters. This reporting year saw a pattern in delay of investigations due to staff ill health and or referrals for Occupational health assessments. The CLS has links with workers in adult and adolescent mental health services – supported by the Lead LADO in this area. Understanding impacts of mental health is key in being able to provide effective allegation management. LADOs are not mental health practitioners but do link in wherever possible with experts to help measure risk.

**12.5** The CLS were included in the ILACS inspection in May 2022 and provided status as Outstanding. Inspectors feedback included thorough management oversight through to outcome and next steps for employees, alongside robust critical challenge. It did recognise the rise and fall of caseloads within the service and the challenges that led to the inconsistency in maintaining reasonable caseloads. 2022-2023 was a challenging year for the service purely due to capacity and systems. This report demonstrates that against these difficulties the CLS was active and continued to play a key part in ensuring the children’s workforce is safe for children and young people across Kent.

### 13. Conclusion

The data and the analysis evidence the LADO remains a busy and well-respected service continuing to provide a quality service. There were significant challenges over the past year. These challenges relate to two specific themes. The first relates to staffing. The KCC LADO service is a small team, and as such, with limited capacity to offset or cope when there is long term sickness. To further complicate matters it proved challenging to recruit to the CRO posts. The second theme relates to business systems and processes which continue to experience delays in transferring manual activities to the LADO Module in Liberi. These issues along with a review of the 2022 action plan will be tested in the evaluation of the LADO service due to be completed in January 2024.

### 14. Next steps

	RECOMMENDATIONS	PURPOSE	TIMESCALES
1.	Evaluation of CLS	To test whether the March 2022 action plan was successfully achieved and in timescales.  To improve working capacity.  To consider the role of systems and administration.	January 2024.
2.	Resilience in the CLS  Work with HR on sickness levels and individual plans  Strengthen the business support offer in the service and realign with BSO management akin to ICS.  Continue to provide both individual and group oversight, meetings and wellbeing initiatives.	Strengthen resilience across the service to withstand adversity and deliver the business to a high standard.	September 2023  August 2023  Ongoing with monthly, quarterly, and annual set meetings

3.	<p>Streamlining processes and recording facilities re Power Bi and Liberi.</p> <p>Ongoing workstreams with MIU and regular meetings are in place to track progress.</p> <p>Liberi changes are timely.</p>	Ability to analysis data	<p>November 2023</p> <p>Next meeting 7 August 2023</p>
4.	<p>Escalation Process to be live on Liberi for both internal and external staff.</p>	Effective tracking process that holds timescales and can be directly reported on.	<p>October 2023</p> <p>Testing of built form on Liberi going ahead September 2023.</p>
4.	<p>Clear recording of the impact on the child/young person to be further developed – including evidence of LADOs ensuring feedback of outcome of investigations are made direct to the CYPE.</p> <p>Reporting function to be built into Liberi for LADOs to complete when recording outcomes.</p>	Evidence that child remains central to the work and that impact is considered.	March 2024
5.	<p>Embed the Provider Sanctions Group and explore the reporting possibilities.</p> <p>Meetings are now in place and the Provider Hub is active.</p>	Good understanding of the provision across Kent and links with regulators and commissioning services. Aim to ensure provisions used are the safest can be for our children and young people.	<p>March 2024</p> <p>Monthly meetings</p>
6.	<p>Lead Roles</p> <p><u>HR</u> – continuation of meetings with Cantium HR and bespoke HR services to address themes and patterns arising from live case work.</p>	Enhance knowledge and build on professional working partnerships	Ongoing

<p>Complete the draft joint training package.</p> <p><u>Faith Groups</u> - CLS to continue with the promotion of the service and reaching out to Faith groups to develop robust allegation safeguarding knowledge.</p> <p>Progress the KSCMP request to host a multi-agency subgroup on Faith to begin mapping out contacts and reaching out to various Faith Sectors.</p> <p><u>Early years</u> - Continue links with Education Early Years workers to review cases and settings of concern.</p> <p>Continued presentation of LADO at the EYs safeguarding forums.</p> <p>Continued attendance at the Ofsted Early years meeting and provide report.</p> <p><u>Strengthening Independence Service (including link LADO with Bradstow Residential School) – follow up from findings from Child Outcome Analysis</u></p> <p><u>Sport</u> – networking and</p>		<p>April 2024</p> <p>Ongoing</p> <p>March 2024</p> <p>Quarterly meetings</p> <p>Dates yet to be set.</p> <p>15 November 2023</p> <p>Bespoke training to be delivered to service: 21 September 2023 East TBC West</p> <p>Bradstow meetings to continue quarterly (next in September) and to involve when required Wandsworth to keep agreement up to date and reviewed.</p> <p>On going involvement with the NLN subgroup on</p>
--	--	---

	<p>discovering links to regulators.</p> <p><u>Mental health</u> – exploring themes around increase anxiety and ASD, ADHD.</p> <p>Working with colleagues in mental health to develop knowledge.</p>		<p>sport</p> <p>Links with NLN and RLG to share examples and advice, knowledge.</p> <p>Use ability to consult with named colleagues.</p> <p>Invite to team meeting in autumn 2023</p>
7.	<p>Feedback</p> <p>Review current feedback form and relaunch</p>	<p>Establish consistent feedback from stakeholders on the LADO service and processes to inform improvements.</p>	<p>October 2023</p>
8.	<p>Audit of Outcomes</p> <p>Dip Sample referrals that recorded a False or Unfounded outcome</p>	<p>Test whether it was proportionate, whether the LADO agreed and whether it was chosen over recording an unsubstantiated allegation</p>	<p>Spring 2024</p>
9.	<p>External Audit</p> <p>Progress the offer with the Lancashire CLS to audit each other's services.</p>	<p>External oversight and feedback into Kent threshold and allegation management to help improve practice.</p> <p>Learning for Service in auditing another CLS.</p>	<p>Spring 2024</p>

Ali Watling (County LADO Manager)

Statistical data provided by Bethany Carbin (Contact & Referral Officers)

October 2023





INTEGRATED CHILDREN'S SERVICES  
SAFEGUARDING, PROFESSIONAL  
STANDARDS & QUALITY ASSURANCE

***ACTION PLAN:***  
**County Local Authority  
Designated Officer Service  
(LADO)**

Authors name

Elise McQueen

RED (R)	Progress not yet started on actions or no impact evident	Practice area:	LADO
AMBER (A)	On track but some issues that are being managed but need to be closely monitored	Start date:	March 22
GREEN (G)	On track	End date:	September 22
BLUE (B)	Complete	Service Lead	Elise McQueen
		County LADO Manager	Alison Watling

Strategic Objective	Action	Lead	Date	Measures of Success	RAG
---------------------	--------	------	------	---------------------	-----

**1) Staffing Capacity to undertake the role**

Page 166	<i>The LADO Service staffing capacity reflects the needs of the service</i>	Increase LADO capacity to 6 FTE equivalent	QA SM/ CLM	Q4 2021  March 2022	<p>Reduced risk in missing information, reduced work related stress, reduction in staff sickness, increased Job satisfaction, increased ability to take leave when requested.</p> <p>Increased KPI targets met</p> <p><b>Supervision and case discussion evidence reflection</b></p> <p>LADOs are afforded space to reflect and build on contextual safeguarding work - themes and patterns and raising awareness with stakeholders.</p> <p>Minimum standards are maintained to a <b>Good</b> grade, with a vision for outstanding.</p>	
	<i>Increased Business Support</i>	<i>It is currently understood that there is insufficient resource to introduce Business Support into the service alongside the CRO's, therefore the CLM has already taken steps to recruit an BS apprenticeship – over the next 12 months, this will give a clear indication if the service is reliant on BS to run effectively, as service function cannot be reliant on apprenticeships.</i>	CLM	Q4 2021  March 2023	<p>Tasks allocated to an apprenticeship will include tracking of outcomes on behalf of LADO and follow up on feedback – this will increase in meeting KPI targets</p>	

2) Management information system				
<i>All systems to be reviewed and streamlined to meet the needs of the service</i>	Update the Liberi allegations section to reflect pathway/processes in the service and to ensure robust LADO footprint and analysis. Recording to demonstrate stages, escalations, outcomes and lessons learnt. – secure position for delivery from the Liberi Ops Group  <i>Followed by (prioritising capacity with Liberi) ?</i>	CLM	Q1 2022  May 22 (6 weeks)	Reduction in duplication and workarounds by LADO's and CRO's, including reduction in trackers.  Increased productivity in areas requiring more attention (closing completed cases), reduction in bottleneck work occurring  Liberi feeds reports presented on Power BI, significant change to collection of data previously manually counted from the CLS tracker/spreadsheet.
<i>CRO and Business support roles will be clearly defined to support the service needs.</i>	Mapping of each role to be undertaken, CRO roles and BS split, identifying critical business for CRO's and required BS capacity to support LADO's (as outlined in JD, but CRO's not able to fulfil the function)	CLM	Q1 2022  April 22 (5 weeks)	Functions of CRO and BS is clear and accessibly by LADO's  BS roles and support to LADO's function is understood, gaps are identified  BS apprenticeship role brings added value to the role of LADO, increasing productivity of LADO by reducing administration tasks.  Linked to increase in outcomes of KPI and feedback forms.
<i>Quality of Information – minimum standard of 'quality of referral form'</i>	Relaunch the referral guidance for CROs regarding screening process and expectations, ensure minimum data collated before progressing to next steps  Review consultation process	CLM	Q1 2022  Mid-April 22 (4 weeks)	Reduction in LADO time of revisiting referrals  Confidence in the system, the right information is being signposted to the LADO's  Meet the short term KPIs –
<i>Processes will be fluid; pathways are clearly understood</i>	Mapping of processes from point of contact, including identifying what work needs to stop happening and include where added layers of oversight need to take place whilst testing out	CLM	Q1 2022  1 mth for initial review	Internal roles are clearly defined, screening process is robust leading to reduction in LADO's oversight on work that does not need to come to their attention, reduction in duplication for

	<p>new systems</p> <ul style="list-style-type: none"> <li>CLM will sign off all closures created by CRO that does not meet LADO oversight criteria to add a layer of assurance (through a pilot period) that the screening meets threshold.</li> </ul>		<p>April 22</p> <p>Q2 2022 3 mths post Liberi updates July 22</p>	<p>CRO's, reduced email exchange between CRO and LADO</p> <ul style="list-style-type: none"> <li>One area identified through LADO consultation, implemented by CLM with immediate effect as a quick win</li> </ul>	
<p>Launch Children's Portal</p>	<p>Review referral forms to be built onto the portal</p> <p>Create a tray in Liberi for information to prepopulate</p> <p>To undertake testing.</p> <ul style="list-style-type: none"> <li>Provider Hub and joint work with commissioning and TPS in place - <b>to be reviewed to record against all settings.</b></li> <li>Test LADO referral forms in the portal</li> </ul>	<p>CLM</p>	<p>Q3 2022 Sep 22</p>	<p>Clear pathway from Children's Portal through to Liberi and Power BI, information is prepopulated and streamlined.</p> <p>Streamlined system, reduction on:</p> <ul style="list-style-type: none"> <li>Copy of information by the CRO</li> <li>Reduction of recording on the tracker by the CRO</li> </ul> <p>Provider Hub – for commissioned services will be able to record contextual safeguarding in one place and share in timely way with colleagues across the services</p>	
<p><b>Data &amp; Performance (3)</b></p>					
<p>Case Loads</p>	<p>Review / develop new duty rota system to increase duty capacity</p> <p>Review / develop allocation process dependent on caseloads and capacity to undertake the role</p> <ul style="list-style-type: none"> <li>Linked to objectives (2) build confidence in CRO's screening and ability to stop tracking what does not need to be recorded.</li> </ul>	<p>CLM</p> <p>CLM</p>	<p>Q1 2022</p> <p>At the point of increased LADO capacity</p> <p>Q4 - 2021</p>	<p>Reduction in caseloads on LADO duty days</p> <p>Clear process/ guidance for allocation, including guidance when imbalance in allocations (particularly high intake of referrals on any given day)</p> <p>LADO's have protected time to focus on case load and this is reflected in closure timescales and increased KPI's</p> <p>Reduce over reliance and dependency and increase confidence on the need to record all activity that comes through the LADO pathway</p>	

				(this includes inappropriate requests not related to LADO functions)	
<b>Operations – Efficiency (4)</b>					
<i>Quality of facilities and equipment</i>	Update i3 to i5 laptops CRO to have i7 processor facility	<b>QA SM / CLM</b>	<b>Q4 2021 March 31<sup>st</sup></b>	Increased ability to undertake role without factoring in IT delays, more stability, dependability, and confidence on infrastructure of LADO – increased productivity  Equipment is fit for purpose, reduced number of tickets raising IT issues, reduced number of replacing poor performing Laptops,	
<i>CRO increased knowledge of search drives</i>	Develop a chronology of drives for CRO's, identifying where relevant years can be found	<b>CRO EC</b>	<b>Q1 2022</b>	Increased timeliness of searches	
<i>Recording systems process the work at the time required.</i>	Main tracker spreadsheet to be reviewed, CRO to work with analytics in modernising the tracker and solving 'sharing' issues.  <i>If not feasible</i>	<b>CRO BC</b>  <b>CLM</b>	<b>Q1 2022</b>  <b>Q1 2022</b>	Blocks to progressing work will be resolved, prevention of backlog, bottleneck, and duplication	
<i>Develop systems to reduce number of different search drives</i>	Continue task & finish group with Cantium  Review additional support to upload and sort through previous years folders – bring back into service, if possible, via Apprenticeship role.  Develop a process whereby LADOs can check and sign off uploaded records.	<b>QA SM/CLM</b>	<b>Q1 &amp; QA 2022</b>	Number of search drives come under one umbrella – reduces number of individual searches, less glitches, and less system crashes – efficiency of service improves  Cost saving if bring back into service	

<b>LADO Awareness (5)</b>					
<p><i>LADO fulfils their wider duties and focus on their specialist areas of Safeguarding through raising awareness</i></p> <p><i>Lead LADO roles in place - EYs, MH, HR, Faith Groups, DCYPS/Bradstow and Sport.</i></p>	<p>Develop/ reintroduce formal annual schedule of events enabling LADOs to use their specialist knowledge to raise awareness (this may evolve and change as themes and trends become apparent)</p> <p>LADO's shadow CLM at national LADO network events</p> <ul style="list-style-type: none"> <li>• <i>Also linked to information data in targeting settings</i></li> </ul>	<p><b>CLM / LADO's</b></p>	<p><b>Q1, Q2, Q3 &amp; Q4 2022</b></p>	<p>Stronger understanding of LADO and processes resulting in less referrals and contextual learning influencing practice.</p> <p>Safer children's workforce</p> <p>Number of provisions and services receiving LADO awareness increased</p> <p>LADO's share learning and increase their network with other LADO's</p>	
<p><i>Raise Internal Awareness</i></p>	<p>As above - Schedule of events to raise awareness internally to include LADO's</p> <p>Increase LADO links in districts to lead on awareness – e.g., 2 districts each</p>	<p><b>CLM/ LADO's</b></p>	<p><b>Q1, Q2, Q3 &amp; Q4 2022</b></p>	<p>Increased understanding of roles and responsibilities of LADO and roles and responsibilities of ICS</p> <p>Patterns and themes linked to service area or specific group of children / adults is understood ICS, including intelligence around particular settings lessons learnt.</p>	
<p><i>Raise External Awareness</i></p>	<p>As Above - Schedule of events to raise awareness externally to include LADO's</p> <p>Rebook sessions and encourage KSCMP training.</p> <p>Continue with plans to invite to IFA forums, TEP, HR Cantium, SPS.</p> <p>LADOs to visit stakeholders where there are concerns to deliver training and address the wider contextual safeguarding concerns.</p>	<p><b>CLM/ LADO's</b></p>	<p><b>Q1, Q2, Q3 &amp; Q4 2022</b></p>	<p>LADO's link in with Service Area's specific to their leads</p> <p>LADOs use the knowledge they have on patterns and themes to target sectors and reduce risk/raise learning. e.g., mental health theme from pandemic - feed in learning into advice and guidance, include in presentations.</p>	

Page 19

Evaluation / Feedback (6)					
<p><i>Effectiveness of feedback methods</i></p> <p><b>(LADO website displays feedback links &amp; there are links on correspondence)</b></p>	<p>Increase responses of Feedback</p> <p>Identify Service Targets for service feedback, including setting targets for feedback on the following:</p> <ul style="list-style-type: none"> <li>• LEO</li> <li>• POTs</li> <li>• Evaluation form for presentations.</li> </ul> <p>Business Support Apprenticeship linked to driving / attaining / collating feedback</p> <p>Verbal /email feedback to be formally logged</p>	<p><b>CLM/LADO/CRO/BSA</b></p>	<p><b>Q1, Q2, Q3 &amp; Q4 2022</b></p>	<p>Increase in motivation and staff moral following</p> <p>Increases productivity in achieving KPI targets, constructive / positive feedback</p> <p>Positive work culture based on valuing feedback and adapting/ maintaining/ improving service as a result.</p> <p>Contributes to Annual Report</p> <p>Close the loop activity, feedback supports with measuring impact of changes, are we making a difference and how?</p>	
<p><i>Ensuring the Service is delivering at the minimum expectation of Good or above grade</i></p>	<p>Invite a Peer Review</p>	<p><b>CLM/LADO's</b></p>	<p><b>Q3 2022</b></p>	<p><b>A trusted form of feedback is provided to support with the service self-evaluation, enable critical thinking and contribute towards improvements</b></p>	

Page 171

This page is intentionally left blank



**From: Sue Chandler, Cabinet Member for Integrated Children's Services**

**Rory Love, Cabinet Member for Education and Skills**

**Sarah Hammond, Corporate Director of Children, Young People and Education**

**To: Children, Young People and Education Cabinet Committee – 6 March 2023**

**Subject: Contract Register - CYPE**

**Classification:** Unrestricted

**Past Pathway of report:** N/A

**Future Pathway of report:** N/A

**Electoral Division:** All

**Summary:**

This report provides the Children, Young People and Education Cabinet Committee of an overview of the commissioned contracts.

**Recommendation(s):**

The Children, Young People and Education Cabinet Committee is asked to NOTE the report.

**1. Introduction**

- 1.1 Members of the Children, Young People and Education (CYPE) Cabinet Committee see commissioning reports presented requiring Key Decisions for procuring new contracts.
- 1.2 An extract of the Contract Register was presented for the first time to the CYPE Cabinet Committee on 8 March 2023, where the Committee agreed that this is useful to be shared annually.
- 1.3 The Register includes the contracts that have been let by the Commissioning Team, along with Agreements that require review. There are further contracts and other agreements for services that will require identification and recording as they are uncovered.
- 1.4 KCC restructured its Strategic Commissioning function in 2023 which saw the establishment of the Commercial and Procurement Division from September

2023 and the Commissioning function and activity move from the Chief Executives Departments to the Service Directorates.

## **2. Contract Register**

- 2.1 The Contract Register is designed to capture all contracts and their status and is included at Appendix One. The register for CYPE includes Grant spend (even though there is a separate Grant register) and Service Level Agreements (SLA). This is to ensure that, in one place, there is a record of all contracted spend with liabilities known and managed accordingly.
- 2.2 The Register is relatively new and is evolving. Strategic Commissioning was initially set up to support the commissioning and procurement of Children's Social Care and Early Help services, therefore the information held is more complete for those services. In 2020, resource was identified for Strategic Commissioning to support key areas of the SEND Division, and more recently the Education Division through Inclusion funding retained for Mainstream Schools.
- 2.3 Contracts let are held on the central register, with a need to identify and record all remaining contracts in SEND and Education.

## **3. Legal Implications**

- 3.1 The Public Contract Regulations 2015 and the Local Government Transparency Code provides the framework for publishing activity of contract awards. The full contract register includes operational management information of which there is commercial sensitivity, therefore, the information shared is an extract of the full register and is available publicly.
- 3.2 The majority of the services listed fulfil the statutory requirements of Children's Services. There are some services that are non-statutory, however they are critical in KCC fulfilling their statutory duty. Not all contracts are automatically re-commissioned and consideration is given to whether public consultation is required should services require decommissioning as a result of not awarding new contracts.

## **4. Financial Implications**

- 4.1 The full Contract Register assists KCC with budget setting and identifies risks and commitments through Index linked contracts. Further, it aids budget setting where contracts that cover many years are reviewed annually to look at implications, whether they can be renegotiated and whether they remain fit-for-purpose.

## **5. Equalities Implications**

5.1 Equality Impact Assessments (EQIA) are undertaken through commissioning of the new contracts. They would also be completed for decommissioning services, where required.

## **6. Other Corporate Implications**

6.1 The Council's Corporate Management Team has endorsed the use of the Contract Register within KCC. There is a Contract Management Review Group that meets bi-monthly and reviews contracts against a maturity matrix.

## **7. Governance**

7.1 Accountability of the services commissioned is with the relevant Director(s) in line with the Scheme of Delegations.

## **8. Data Protection implications**

8.1 Data Protection Impact Assessments are undertaken through commissioning of the new contracts.

## **9. Conclusions**

9.1 The Contract Register for CYPE is still evolving with an aim to capture all contracted activity including SEND and Education. This will take time to capture for a full register to be complete. It will also include Grants and SLAs to ensure all activity is in one place.

## **10. Recommendation(s):**

10.1 The Children, Young People and Education Cabinet Committee is asked to NOTE the report.

## **Background Documents**

N/A

## **Contact details**

### **Report Author(s):**

Christy Holden, Head of Children's Commissioning  
Phone number: 03000 415356  
E-mail: [Christy.Holden@kent.gov.uk](mailto:Christy.Holden@kent.gov.uk)

### **Relevant Director(s):**

Sarah Hammond, Corporate Director (Children, Young People and Education)  
Phone number: 03000 411488  
E-mail: [sarah.hammond@kent.gov.uk](mailto:sarah.hammond@kent.gov.uk)

This page is intentionally left blank

## Appendix One – CYPE Contract Register

### Contracts Managed by Children, Young People and Education

Cabinet Member	Lead Director(s)	Contract Name	Start Date	End Date	Contract Type	Estimated Annual Value	Narrative from Head of Children's Commissioning
Sue Chandler	Director for Operational Integrated Children's Services	Rights, Representation & Advocacy Services	01/10/2022	30/09/2025	Contract	£ 258,800.00	Service meeting KPIs, contract managed
Rory Love	Director for Education and SEN	Whole School Approaches to Nurture	01/09/2021	31/08/2024	Contract	£ 300,000.00	Ending
Rory Love	Director for Education and SEN	Inclusion Leadership Service	01/09/2021	31/03/2024	Contract	£ 266,666.67	Ending
Sue Chandler	Director for Countywide Integrated Children's Services	Care and Support in the Home (Childrens)	01/02/2022	15/06/2024	Contract	£ 1,300,000.00	Implementing recommendations, enact extension and fully review for recommissioning alongside ASCH
Sue Chandler	Director for Countywide Integrated Children's Services	Youth Services	01/04/2016	31/03/2024	Contract	£ 1,200,000.00	To end
Sue Chandler	Director for Countywide Integrated Children's Services	Commissioned Family Hub (Millmead)	01/04/2020	31/03/2024	Contract	£ 233,233.00	Additional year being sought
Sue Chandler	Director for Countywide Integrated Children's Services	Commissioned Family Hub (Seashells)	01/04/2020	31/03/2024	Contract	£ 214,517.00	Additional year being sought
Sue Chandler	Director for Operational Integrated Children's Services	Together with parents	01/04/2022	31/03/2025	Contract	£ 369,380.00	To end 31/3/2025
Rory Love	Director for Education and SEN	QPL - Therapies - SEN, VSK and Adoption	31/05/2022	31/05/2026	Contract	£ 3,000,000.00	Contracts managed - review, coordination and streamlining

							of KPIs
Sue Chandler	Director for Operational Integrated Children's Services	IFP Framework 2022	01/04/2022	31/03/2026	Contract	£ 11,100,000.00	Service meeting KPIs, contract managed
Sue Chandler	Director for Countywide Integrated Children's Services	Direct Payments Support Service	01/04/2018	31/03/2025	Contract	£ 550,000.00	Extending to 31/3/2025, recommissioning in 2024 alongside ASCH
Sue Chandler	Director for Operational Integrated Children's Services	Adopter Led Support Groups	01/04/2022	31/03/2024	Contract	£ 6,750.00	Ringfenced Grant
Sue Chandler	Director for Operational Integrated Children's Services	Young Carers Service	01/05/2022	30/04/2025	Contract	£ 325,500.00	Service meeting KPIs, contract managed
Rory Love	Director for Education and SEN	Non-Maintained and Independent Special Schools (NMISS) Placement Dynamic Purchasing System (DPS)	01/09/2022	31/08/2025	External Framework Agreement	£ 58,000,000.00	Review, coordination and streamlining of KPIs
Rory Love	Director for Education and SEN	Multiply Numeracy Programme Dynamic Purchasing System	01/01/2023	31/03/2025	External Framework Agreement	£ 2,500,000.00	Ringfenced Grant
Sue Chandler	Director for Countywide Integrated Children's Services	Short Breaks for Disabled Children and Young People 2022-2023	01/04/2022	31/03/2024	Grant Agreement	£ 1,060,000.00	Grant application process - new Grants in place from 1/4/2024
Rory Love	Director for Education and SEN	STLS Rowhill School (Dartford)	01/04/2022	31/10/2025	Service Level Agreement	£ 458,830.00	To be reviewed from September 2024
Rory Love	Director for Education and SEN	STLS Ifield School (Gravesham)	01/04/2022	31/10/2025	Service Level Agreement	£ 489,310.00	To be reviewed from September 2024
Rory Love	Director for Education and SEN	STLS Valence School (Sevenoaks)	01/09/2022	31/10/2025	Service Level Agreement	£ 355,480.00	To be reviewed from September 2024
Rory Love	Director for Education and SEN	STLS Broomhill Bank School (Tunbridge Wells)	01/09/2022	31/10/2025	Service Level Agreement	£ 364,800.00	To be reviewed from September 2024

Rory Love	Director for Education and SEN	STLS Nexus Foundation Special School (Tonbridge)	01/09/2022	31/10/2025	Service Level Agreement	£ 454,850.00	To be reviewed from September 2024
Rory Love	Director for Education and SEN	STLS Five Acre Wood (Maidstone)	01/09/2022	31/10/2025	Service Level Agreement	£ 507,850.00	To be reviewed from September 2024
Rory Love	Director for Education and SEN	STLS Goldwyn School (Ashford)	01/09/2022	31/10/2025	Service Level Agreement	£ 502,840.00	To be reviewed from September 2024
Rory Love	Director for Education and SEN	STLS The Beacon School (Folkestone & Hythe)	31/08/2022	31/10/2025	Service Level Agreement	£ 507,210.00	To be reviewed from September 2024
Rory Love	Director for Education and SEN	STLS Elm School (Dover)	01/09/2022	31/10/2025	Service Level Agreement	£ 463,230.00	To be reviewed from September 2024
Rory Love	Director for Education and SEN	STLS Meadowfield School (Sittingbourne)	01/09/2022	31/10/2025	Service Level Agreement	£ 617,380.00	To be reviewed from September 2024
Rory Love	Director for Education and SEN	STLS St Nicholas School (Canterbury)	01/09/2022	31/10/2025	Service Level Agreement	£ 478,840.00	To be reviewed from September 2024
Rory Love	Director for Education and SEN	STLS Laleham Gap School (Thanet)	01/09/2022	31/10/2025	Service Level Agreement	£ 65,550.00	To be reviewed from September 2024
Sue Chandler	Director for Operational Integrated Children's Services	NEET Support Service	01/10/2020	30/09/2024	Service Level Agreement	£ 498,410.00	Current service review underway
Rory Love	Director for Education and SEN	Supported Employment in Schools - Mainstream Offer	01/09/2021	31/08/2024	Service Level Agreement	£ 332,458.67	To end
Sue Chandler	Director for Countywide Integrated Children's Services	Kent Supported Employment - CORE Service CYPE	01/04/2018	31/08/2028	Service Level Agreement	£ 493,600.00	To be reviewed from September 2023 -March 2024
Rory Love	Director for Education and SEN	SEND & The Education Programme SLA	01/09/2022	31/08/2025	Service Level Agreement	£ 184,260.00	To be reviewed from September 2024
Sue Chandler	Director for Operational Integrated Children's	Residential Children's Homes	01/04/2022	31/03/2024	Spot Purchase	£ 2,300,000.00	Spot purchased - individual contracts

	Services				Arrangement		
Rory Love	Director for Education and SEN	Non-Maintained and Independent Special School (NMISS) Placements	01/04/2022	31/03/2024	Spot Purchase Arrangement	£ 100,000,000.00	Spot purchased - individual contracts outside of Framework
Sue Chandler	Director for Operational Integrated Children's Services	IFP Non-framework	01/04/2021	31/03/2026	Spot Purchase Arrangement	£ 204,200.00	Spot purchased - individual contracts outside of Framework
Sue Chandler	Director for Operational Integrated Children's Services	Semi-Independent Accommodation	01/04/2022	31/03/2024	Spot Purchase Arrangement	£ 6,074,752.00	Spot purchased - individual contracts
Sue Chandler	Director for Operational Integrated Children's Services	Residential Secure	01/04/2022	31/03/2024	Spot Purchase Arrangement	£ 900,000.00	Spot purchased - individual contracts
Sue Chandler	Director for Operational Integrated Children's Services	Residential Family Assessment Centres	01/03/2022	31/03/2024	Spot Purchase Arrangement	£ 151,400.00	Spot purchased - individual contracts
Rory Love	Director for Education and SEN	SEN Home Tuition	01/03/2022	31/03/2024	Spot Purchase Arrangement	£ 3,000,000.00	Spot purchased - individual contracts outside of Framework
Rory Love	Director for Education and SEN	SEN Home Tuition Dynamic Purchasing System	29/07/2022	28/07/2025	External Framework Agreement	£ 3,000,000.00	Review coordination and streamlining of KPIs
Rory Love	Director for Education and SEN	SEN Therapies	01/03/2022	31/03/2024	Spot Purchase Arrangement	£ 1,000,000.00	Spot purchased - individual contracts outside of Framework
Sue Chandler	Director for Countywide Integrated Children's Services	Residential Special Schools	01/04/2022	31/03/2023	Spot Purchase Arrangement	£ 1,557,491.00	Spot purchased - individual contracts
Rory Love	Director for Education and SEN	Increasing the capacity of Educational Psychologists	01/12/2022	30/11/2024	Contract	£ 1,500,000.00	Current service review underway
Rory Love	Director for Education and SEN	IASK Information Advice and Support Kent	01/04/2019	31/03/2025	Service Level Agreement	£ 30,000.00	To be reviewed from September 2024
Sue Chandler	Director for Countywide Integrated Children's Services	Additional Reception Centre	TBC	TBC	Contract		Contract award based on planning consent



Sue Chandler	Director for Countywide Integrated Children's Services	Connecting Adoptive Families Independent Service (CAFIS)	01/10/2023	30/09/2027	Contract	£ 376,275.00	Service meeting KPIs, contract managed
Sue Chandler	Director for Operational Integrated Children's Services	Contribution to Children and Young People Mental Health Service	01/01/2020		Section 76 Agreement	£ 1,267,000.00	Decision needed to end contribution for fast track assessments for Looked After Children
Sue Chandler	Director for Countywide Integrated Children's Services	Regulation 44	01/09/2022	31/08/2025	Contract	£ 24,999.00	Service meeting KPIs, contract managed
Sue Chandler	Director for Countywide Integrated Children's Services	Shared Accommodation	01/04/2023	31/03/2025	Contract	£ 2,200,000.00	Transitional reducing contract
Sue Chandler	Director for Countywide Integrated Children's Services	Supported Accommodation - Low Needs, Med/High Needs, 18+	01/11/2023	31/10/2027	Contract	£ 13,800,000.00	Demand led Contract

### Pipeline Commissioning Projects

Cabinet Member	Lead Director(s)	Contract Name	Start Date	End Date	Contract Type Name	Estimated Annual Value	Narrative from Head of Children's Commissioning
Rory Love	Director for Education and SEN	NHS Provider Contracts - Therapies			Contract	£ 3,000,000.00	Annual rolling contracts - to be jointly commissioned with ICB in 2025
Rory Love	Director for Education and SEN	Educational Psychologists	01/12/2024		Contract	£ 1,500,000.00	Awaiting confirmation of progress to develop capacity
Sue Chandler	Director for Countywide Integrated Children's Services	Advocacy Services for UAS Children			Contract		Additional service required
Sue Chandler	Director for Countywide Integrated Children's Services	Residential provision for Isolation Accommodation for <16s			Contract		Additional service required
Rory Love	Director for Education and SEN	SEN Mediation	01/04/2025		Contract		Currently commissioned via another local authority
Rory Love	Director for Education and SEN	Holiday Activity and Food			Contract		Approach differently pending confirmation of future funding

Rory Love	Director for Education and SEN	Specialist Resource Provision			Contract		CYPE CC 16/1/2024 report link
Rory Love	Director for Education and SEN	Specialist Resource Provision			Service Level Agreement		CYPE CC 16/1/2024 report link

**Contracts let on behalf of Children, Young People and Education**

Cabinet Member	Lead Director(s)	Contract Name	Start Date	End Date	Contract Type Name	Estimated Annual Value	Narrative from Head of Children's Commissioning
Rory Love	Director for Education and SEN	Voucher scheme					Corporate Contract including ASCH spend
Rory Love	Director for Education and SEN	The Education People					HOLDCO
Sue Chandler	Director for Countywide Integrated Children's Services	Reception Centre					Property contract
Sue Chandler	Director for Countywide Integrated Children's Services	Catering at Reception Centre					Corporate Contract

**From: Rory Love, Cabinet Member for Education and Skills**

**Sarah Hammond, Corporate Director of Children, Young People and Education**

**To: CYPE Cabinet Committee – 6 March 2024**

**Subject: Local Government Social Care Ombudsman – Case 22 017 780 Public Report Actions**

**Classification: Unrestricted**

**Future Pathway of report: None**

**Summary:**

This report outlines the actions the Council has taken and proposes to take in response to the Report by the Local Government and Social Care Ombudsman (LGSCO) Investigation into a complaint about Kent County Council (reference number: 22 017 780) published on 17<sup>th</sup> October 2023

**Recommendation(s):**

The Committee is asked to note.

**1. Introduction**

1.1 The Local Government and Social Care Ombudsman provided the Council with the following actions to be completed within 3 months of the decision letter dated 17th October 2023:

- (i) The Council should develop an action plan to show how it intends to address the ongoing lack of Occupational Therapy availability in its area. This should be reported to the relevant committee for democratic scrutiny and an update should be provided to the Ombudsman to set out the actions agreed to improve this area of provision.
- (ii) The Council should provide us with evidence it has complied with the above

**2. Current Provision**

2.1 There are 3 NHS service provider organisations working to different geographical localities across Kent County Council localities.

- East Kent Hospitals University Foundation Trust (EKHUFT) Ashford, Dover Deal, Folkestone and Hythe)
- Kent Community Health NHS Foundation Trust (KCHFT) Thanet, Canterbury, Maidstone, Tunbridge Wells, Tonbridge and Malling, Swanley Sevenoaks, Dartford and Gravesham.
- Medway NHS Foundation Trust – Swale

2.2 The access for families to the largest total available resource in the local area i.e. NHS OT specialists is determined by the NHS and is postcode and criteria dependent. The children's specialist therapies offer for local OT provisions of all

types, for children with or without EHCPs or indicated health provision needs is variable.

- 2.3 The demand for Occupational Therapy services has been recognised at a local area level to have increased, leading to persistent localised commissioning gaps over time. Historically this is well known by NHS commissioners and local authority services.
- 2.4 The situation with gaps in commissioned services remains and there continues to be issues with timely access to specialist and targeted occupational therapy from our local NHS providers. This means that there are children who are on waiting lists for assessment and for therapy interventions. Their families remained concerned with the significant delays with timely access to these therapy assessments and recommended therapy interventions.
- 2.5 Some families make the choice to seek independent occupational therapy assessments to identify their child's needs and for advice on a therapeutic plan for these. When these reports are included in an Educational Health and Care Assessment these are considered for Section F (provision) in an issued EHC Plan.
- 2.6 Often these recommendations are outside the capacity of local NHS providers to fulfil and the frequency and intensity of the recommendations for OT therapy are not typical of their pathways for children's occupational therapy needs.

### **3. Action on the recommendations – SEN Section F Therapies Review**

#### **Initial exploration**

- 3.1 The CYPE Commissioning team have been working with the SEND service to review the current therapies contracts/provision, to inform the commissioning of a new Joint Integrated Therapy Service for September 2025
- 3.2 A Deep Dive into therapies spot purchasing budget was undertaken with Analysis of SEND Personal Budget Spend, Stakeholder Interviews, parental survey and interviews with 18/25 of the Kent Maintained Special Schools,
- 3.3 Primary conclusions are that historic commissioning arrangements have created a 'postcode lottery' – there is a lack of understanding about what is commissioned and by who. Many people identified joint commissioning as a way forward to establish clearer pathways and prevent duplications and gaps.

#### **4 Next steps**

- 4.1 From the finding outlined above the authority will investigate the impact of a tiered approach, pooling resources, and best use of budget to ensure all 'joint' commissioning is outcome focussed. As part of this new model a parent co-production group will be established. As part of this process further consideration is needed to understand schools commissioning arrangements to quantify support. Along with analysis of contract data from KCC and NHS. Once this work has been completed and agreed as per the Council's decision making process KCC will be able to articulate what a tiered model means for Occupational and physical therapy – including what this means for assessment

and provision

## **5 Financial Implications**

5.1 Other than the payments to the individual involved in this case, there are potential further financial implications from those complaints that have not yet been resolved. At this time, it is not possible to quantify what those may be. All complainants have been informed of their right to take complaints that have been heard by KCC to the Ombudsman for independent review.

## **6 Legal implications**

6.1 The Council has fulfilled the majority of obligations to the Ombudsman's public report. Should the Council comply with the Ombudsman's recommendations and improve the service in line with the APP, there should be no further public reports on this case. However the review of the service will need to be conducted as per the Councils operating standards and changes to process will need to be made within these and wider governance arrangements.

6.2 However, there may be other public reports the Ombudsman may wish to issue, should it find further evidence of systemic issues in the course of their investigations that is not covered by this report or where they feel we have not made sufficient progress in rectifying the issues raised in this public report.

## **7 Governance**

Following the committee's discussion, we will be supplying the agenda and minutes to the Ombudsman.

## **8 Recommendation(s)**

### **Recommendation(s):**

The Committee is asked to note the contents of the report.

## **9. Background Documents**

**Local Government Social Care Ombudsman – Case 22 017 780**

## **10. Contact details**

Report Author:  
Alice Gleave  
Interim Assistant Director SEN  
Operations  
Alice.gleave@kent.gov.uk

Relevant Director:  
Christine McInnes Director Education  
and SEN  
Christine.McInnes@kent.gov.uk

This page is intentionally left blank

**EXECUTIVE DECISION**

**From: Sue Chandler, Cabinet Member for Integrated Children's Services**

**Sarah Hammond, Corporate Director of Children, Young People and Education**

**To: Children's, Young People and Education Cabinet Committee – 6 March 2024**

**Subject: 24/00011 Kent County Council's contribution to the Children and Young People's Mental Health Service (CYPMHS)**

**Key decision: Overall service value exceeds £1m and affects more than two Electoral Divisions.**

**Classification:** Unrestricted

**Past Pathway of report:** N/A

**Future Pathway of report:** N/A

**Electoral Division:** All

**Summary:**

This report provides an overview of the proposed decision to cease the Council's financial contribution to the NHS Commissioned Children and Young People Mental Health Service (CYPMHS) in relation to the fast-track assessments for Looked After Children and Harmful Sexual Abuse.

**Recommendation(s):**

The Children, Young People and Education Cabinet Committee is asked to CONSIDER and ENDORSE, or MAKE RECOMMENDATIONS to the Cabinet Member for Integrated Children's Services on the proposed decision to:

- a) Provide five months notice on 1 April 2024 to the Kent and Medway Integrated Care Board (ICB) of the withdrawal of investment for fast-tracked assessments for Looked After Children and Harmful Sexual Abuse from 1 September 2024
  - b) Continue to contribute £150,000 annual funding for services to the Pupil Referral Units and Post Sexual Abuse
- and
- c) Delegate decisions and necessary actions to the Corporate Director for Children, Young People and Education, or other Officer as instructed by the Corporate Director for Children, Young People and Education, in consultation with the Cabinet Member to implement the decision

## **1. Introduction**

- 1.1 Kent County Council (KCC) has a long-established partnership with the ICB, schools, and other agencies, to enable a “whole system approach” to improve children and young people’s mental health. The Children and Young People Mental Health Service (CYPMHS) is provided by the North-East London Foundation Trust (NELFT) and forms one part of this system providing specialist support. The service was procured by the ICB in 2017 with KCC making a financial contribution to fast-track assessments for Looked After Children (LAC) and for support to the Pupil Referral Units (PRU).
- 1.2 Strategic oversight of the contract has been in place through the Kent and Medway Children and Young People Programme Board and managerial oversight for our financial contribution has been through a Section 76 Agreement (S76) between KCC and the ICB, as lead commissioners. The cost of the KCC investment into CYPMHS per annum is £1,267,000. This is broken down as follows:
- £1,117,000 is the contribution to the ICB/NELFT contract for fast-tracked assessments for Looked After Children.
    - £1,000,000 LAC Priority Assessment
    - £117,000 Harmful Sexual Abuse
  - £150,000 is Services from Local Authorities
    - £50,000 Pupil Referral Unit
    - £100,000 Post Sexual Abuse
- 1.3 The current contract is due to end on 31 August 2024 (two-year contract extension currently operating) with the ICB looking to directly award for a further 12 months before recommissioning a like for like service with an up-to 13-year contract, commencing from September 2025, with transformational change embedded through the term.

## **2. Current Arrangement**

- 2.1 KCC contributes £1m per year to enable NELFT to prioritise referrals of Looked After Children (LAC). This element of the service has performed to the required contractual standard however, NELFT have not been able to distinguish between KCC LAC and those LAC who were placed in Kent by another local authority.
- 2.2 Throughout the contract period, NELFT have consistently met and exceeded the performance target of the contract, and this has been demonstrated through the monthly data reporting (Appendix 1). However, it has not been determined since 2017 whether Kent LAC, having received their initial assessment, are waiting the standard time for the start of intervention or not. It has not been demonstrated that a Kent LAC has a priority service over other non-LAC referrals. The funding is for a fast-track assessment, not fast-track intervention.



- 2.3 Work has been undertaken by KCC and the ICB to improve the data collection that is provided by NELFT and to understand how the KCC investment is utilised within the contract. A workshop was held in September 2020 which looked at ways NELFT could provide additional data in relation to the number of LAC referrals that were Kent children. As a result of this, the KCC Management Information and Intelligence Unit were able to match child level data with NELFT on several occasions (Appendix 2).
- 2.4 In 2021, a deep dive was completed to identify any trends with cases that are declined by NELFT at the point of initial assessment. Although the deep dive did not conclude sufficient evidence to show whether LAC children are being treated more disproportionately than other vulnerable children accessing the CYPMHS, it did show that further consideration should be given as to whether to continue with the investment or to reinvest the £1m into an independent assessment service.
- 2.5 Associated with the LAC Priority Assessments is additional funding of £117k to support meeting the needs of children and young people who present with Harmful Sexual Abuse. The CYPMHS provides evidence-based interventions for children and young people who have been sexually abused or who exhibit harmful sexual behaviour. KCC has historically contributed financially to support this, however, there is no statutory mandated requirement to do so and as such no reporting mechanism. These interventions are already part of NELFT's complex/behaviour pathway; therefore, children and young people would continue to access services through that route.
- 2.6 If KCC does not continue investing into the CYPMHS, there is no evidence to suggest that this would result in a reduced service, however the initial assessment time for Kent LAC would increase from two to four weeks. Once assessment has taken place all children and young people access the service based on a clinical need. It has always been acknowledged that children and young people access the service based on risk and clinical need.
- 2.7 In addition to the LAC element, KCC contributes £150k per annum for the Pupil Referral Unit (PRU) which incorporates support for Post Harmful Abuse as part of NELFT's complex pathway work. The PRUs aim is to provide continuity of education for pupils who are unable to attend school due to health needs. This includes:
- An education support service to schools for young people with physical medical conditions; and
  - An education outreach service for young people with mental health needs.
- 2.8 There are six PRUs in Kent. The units operate in term time only.
- 2.9 Regulations require local authorities to establish management committees to run PRUs in their area, to make provision for the constitution (including composition) and procedures of management committees, and to delegate specific powers to management committees (The Education (Pupil Referral Units (Management Committees etc. (England))) Regulations 2007 (as

amended by the Pupil Referral Units (Miscellaneous Amendments (England)) Regulations 2012).

2.10 In September 2014, a new duty was laid upon governing bodies to make arrangements to support pupils with health conditions at school (DfE guidance, April 2014). KCC has reviewed the existing provision for pupils with health needs, who are unable to attend school. The Council's policy is intended to ensure that children with serious health conditions in terms of both physical and mental health, are properly supported so that they can achieve their academic potential.

### 3. Future of the CYPMHS Service

3.1 The ICB are engaging all stakeholders in developing the potential changes to future services. KCC has been fully engaged in this process. As an example, the future contract will likely be for a Kent and Medway service for diagnosis and treatment. Currently these are two separate contracts. One of the key differences is that Medway supports Care Leavers up to 19 years of age whereas the Kent contract stops at 18 years of age. There are more commonalities, for example, the Single Point of Access (SPA) and crisis pathways are the same.

3.2 The ambition is to develop a distinct multi-agency offer based on national best practice. Feasibility assessments will be undertaken during the pre-procurement stage to establish financial viability of all proposed models. The ICB want to issue a 12-month Direct Award for the existing contract to work with partnerships to develop a model to meet the needs of the population which will include exploring different models of care for LAC and Unaccompanied Asylum-Seeking (UAS) children. It is their expectation that KCC will continue the current level of investment through to the revised contract end date 31 August 2025.

### 4. Options Considered

4.1 An options appraisal has been completed and is shown in Appendix 3.

4.2 The recommended option (Option 5) is to give notice to the ICB of the withdrawal of the £1.117m contribution for KCC.

Option 5	Benefits	Risks
Give notice to ICB of withdrawal of £1.117m investment	<ul style="list-style-type: none"> <li>• £1,117m savings for CYPE achieved.</li> <li>• Opportunity to use £1.117m within the wider CYPE directorate.</li> </ul>	<ul style="list-style-type: none"> <li>• Kent's LAC may have to wait longer for initial assessments. Contractual target for routine assessments to be completed within four weeks of accepted referral is 45%. August 2023 data reports 54.78% (data includes Medway).</li> <li>• Depending on how the contract is structured, could impact service delivery</li> </ul>

- 4.3 There is no evidence to suggest this would result in a significantly reduced service for Kent LAC and those children and young people accessing support through the complex pathway for Harmful Sexual Behaviours.

## **5. Financial Implications**

- 5.1 Kent County Council's Medium Term Financial Plan (MTFP) for 2024-27 includes an estimated saving of £1.0m from reviewing the ICB/NELFT contract for fast tracking mental health assessments for Looked After Children in 2025/2026. This proposal will deliver this saving and if KCC withdraws its investment in line with the contract renewal (1 September 2024) this would deliver an additional saving for 2024/2025 of £0.558m, and £0.117m in 2025/2026. This additional saving will be reported in the financial monitoring report and will be reflected in the MTFP for 2025/2028. Identifying additional savings in 2024/2025, over and above the MTFP for 2024/2025, is important to support further financial resilience of the Council as set out in Securing Kent's future.
- 5.2 This ICB CYPMHS contract has an annual value of £16m. KCC's contribution of £1.117m equates to 7% of the overall annual contract value.
- 5.3 The ICB's intention is to go out to the market in 2025 to procure a 13-year contract. This would tie KCC to a financial outlay of £14.5m over the contract lifetime.
- 5.4 The funding contribution for the PRUs would continue at £150k per annum. This will be funded from the High Needs Block of the Dedicated Schools Grant (ring-fenced education grant from the Department of Education).

## **6. Securing Kent's Future**

- 6.1 This meets Objective 2 in Securing Kent's Future: Delivering savings from identified opportunity areas to set a sustainable 2024/2025 budget and Medium Term Financial Plan.

## **7. Legal Implications**

- 7.1 The NHS holds a statutory duty to provide a CYPMHS service under the NHS Long Term Plan 2013/2014 which set out the priorities for expanding Children and Young People's Mental Health Services over the following ten years. This included a commitment to expand mental health services through schools and colleges so that an extra 345,000 children and young people aged 0-25 can get support when they need it, in ways that work better for them.
- 7.2 KCC does not hold a statutory duty to deliver the service to fast-track assessments for Looked After Children or for the provision of Harmful Sexual Abuse interventions, however it does for services to the PRU's as stated in The Education (Pupil Referral Units (Management Committees etc. (England)))

Regulations 2007 (as amended by the Pupil Referral Units (Miscellaneous Amendments (England)) Regulations 2012.<sup>1</sup>

## 8. Equalities Implications

- 8.1 Kent's LAC may have to wait longer for initial assessments. The contractual target for routine assessments to be completed within four weeks of accepted referral is 45%. August 2023 data reports 54.78% (data includes Medway). There would be no impact on Kent LAC receiving a service.
- 8.2 Children and young people will continue to access Harmful Sexual Abuse interventions through the complex/behaviour pathway managed by NELFT.

## 9. Data Protection implications

- 9.1 The ICB are responsible in developing and reviewing the DPIA as the procurement of the new CYPMHS progresses.

## 10. Recommendation(s):

The Children, Young People and Education Cabinet Committee is asked to CONSIDER and ENDORSE, or MAKE RECOMMENDATIONS to the Cabinet Member for Integrated Children's Services on the proposed decision to:

- a) Provide five months notice on 1 April 2024 to the Kent and Medway Integrated Care Board (ICB) of the withdrawal of investment for fast-tracked assessments for Looked After Children and Harmful Sexual Abuse from 1 September 2024.
  - b) To continue to contribute the £150,000 annual funding for services to the Pupil Referral Units and Post Sexual Abuse
- and
- c) Delegate decisions and necessary actions to the Corporate Director for Children, Young People and Education, or other Officer as instructed by the Corporate Director for Children, Young People and Education, in consultation with the Cabinet Member, to implement the decision

**Background Documents:** None

### Contact Details

#### Report Author(s):

Christy Holden, Head of Children's Commissioning  
Phone number: 03000 415356  
E-mail: [Christy.Holden@kent.gov.uk](mailto:Christy.Holden@kent.gov.uk)

#### Relevant Director(s):

Ingrid Crisan, Director of Operational Integrated Children's Services  
Phone number: 03000 412795  
E-mail: [ingrid.crisan@kent.gov.uk](mailto:ingrid.crisan@kent.gov.uk)

## Kent County Council's Contribution to the Children and Young People's Mental Health Service (CYPMHS)

### Appendix 1: NELFT Key Performance Data

April 2021 – March 2021

#### East Kent CCG KPI Summary 2021/22 LAC

<b>KPI 8 (v2)</b>	a) Vulnerable groups – (LAC) Where the placing authority has authorised enhanced service, assessments completed within two weeks of accepted referral. This excludes Crisis referrals which should be recorded as KPI 13.	Monthly performance report via validated provider information	RIO	90%	85-90%	80-85%	<80%
-------------------	---	---	-----	-----	--------	--------	------

	Apr 21	May 21	Jun 21	Jul 21	Aug 21	Sep 21	Oct 21	Nov 21	Dec 21	Jan 22	Feb 22	Mar 22	YTD	Q1	Q2		
<b>Q3</b>																	
<b>Q4</b>																	
Total	38	28	28	27	15	26	22	14	21	16	12	20	267	94	68	57	48
No.	36	27	26	25	14	25	16	10	21	16	11	20	247	89	64	47	47
Percentage	94.74%	96.43%	92.86%	92.59%	93.33%	96.15%	72.73%	71.43%	100.00%	100.00%	91.67%	100.00%	92.51%	94.68%	94.12%	82.46%	97.92%

#### West Kent CCG KPI Summary 2021/22 LAC

<b>KPI 8 (v2)</b>	a) Vulnerable groups – (LAC) Where the placing authority has authorised enhanced service, assessments completed within two weeks of accepted referral. This excludes Crisis referrals which should be recorded as KPI 13.	Monthly performance report via validated provider information	RIO	90%	85-90%	80-85%	<80%
-------------------	---	---	-----	-----	--------	--------	------

	Apr 21	May 21	Jun 21	Jul 21	Aug 21	Sep 21	Oct 21	Nov 21	Dec 21	Jan 22	Feb 22	Mar 22	YTD	Q1	Q2		
<b>Q3</b>																	
<b>Q4</b>																	
Total	12	9	15	17	15	16	11	12	13	4	0	0	124	36	48	36	4
No.	10	8	15	16	15	13	11	10	13	4	0	0	115	33	44	34	4
Percentage	83.33%	88.89%	100.00%	94.12%	100.00%	81.25%	100.00%	83.33%	100.00%	100.00%	N/A	N/A	92.74%	91.67%	91.67%	94.44%	100.00%

April 2022 – March 2023

### East Kent CCG KPI Summary 2022/23 LAC

<b>KPI 8 (v2)</b>	a) Vulnerable groups – (LAC) Where the placing authority has authorised enhanced service, assessments completed within two weeks of accepted referral. This excludes Crisis referrals which should be recorded as KPI 13.	Monthly performance report via validated provider information	RIO	90%	85-90%	80-85%	<80%
-------------------	---	---	-----	-----	--------	--------	------

Apr 22 May 22 Jun 22 Jul 22 Aug 22 Sep 22 Oct 22 Nov 22 Dec 22 Jan 23 Feb 23 Mar 23 YTD Q1 Q2 Q3 Q4

Total	17	23	14	16	9	16	14	24	18	23	22	0	196	54	41	56	45
No.	17	21	12	15	9	16	13	23	16	23	22	0	187	50	40	52	45
Percentage	100.00%	91.30%	85.71%	93.75%	100.00%	100.00%	92.86%	95.83%	88.89%	100.00%	100.00%		95.41%	92.59%	97.56%	92.86%	100.00%

### West Kent CCG KPI Summary 2022/23 LAC

<b>KPI 8 (v2)</b>	a) Vulnerable groups – (LAC) Where the placing authority has authorised enhanced service, assessments completed within two weeks of accepted referral. This excludes Crisis referrals which should be recorded as KPI 13.	Monthly performance report via validated provider information	RIO	90%	85-90%	80-85%	<80%
-------------------	---	---	-----	-----	--------	--------	------

Apr 22 May 22 Jun 22 Jul 22 Aug 22 Sep 22 Oct 22 Nov 22 Dec 22 Jan 23 Feb 23 Mar 23 YTD Q1 Q2 Q3 Q4

Total	0	6	3	1	3	3	5	3	4	2	5	0	35	9	7	12	7
No.	0	6	3	1	3	3	5	3	4	2	5	0	35	9	7	12	7
Percentage	N/A	100.00%	100.00%	100.00%	100.00%	100.00%	100.00%	100.00%	100.00%	100.00%	100.00%	N/A	100.00%	100.00%	100.00%	100.00%	100.00%







Percentage DNA	16.22 %	116.22 %	216.22 %	316.22 %	416.22 %	516.22 %	616.22 %	716.22 %	816.22 %	916.22 %	1016.22 %	1116.22 %	n/a	n/a	393114	393948	394782	
Number of CYP on Crisis pathway	130668	130758	130851	130941	131034	131127	131217	131310	131400	131493	131586	131673	1574058	392277	393102	393927	394752	
<b>Caseloads</b>	<b>Apr-21</b>	<b>May-21</b>	<b>Jun-21</b>	<b>Jul-21</b>	<b>Aug-21</b>	<b>Sep-21</b>	<b>Oct-21</b>	<b>Nov-21</b>	<b>Dec-21</b>	<b>Jan-22</b>	<b>Feb-22</b>	<b>Mar-22</b>	<b>YTD</b>	<b>QTR 1</b>	<b>QTR 2</b>	<b>QTR 3</b>	<b>QTR 4</b>	<b>Reporting Requirement</b>
Number of CYP (Caseload)	115	105	104	106	113	110	113	125	120	124	120	124	124					
Number of CYP LAC Caseload	74	69	67	69	75	73	74	79	77	83	84	82	906	210	217	230	249	
Number of CYP LAC Caseload for non-KCC	37	37	34	38	40	37	39	46	43	41	36	42	470	108	115	128	119	
Number of CYP LAC Caseload for KCC	0	0	0	0	0	0	0	0	0	0	0	0	0	0	0	0	0	

16-00000

April 2022 – March 2023

**WEST KENT CYPMHS ACTIVITY SUMMARY - APRIL 2022 - MARCH 2023**

<b>Locality Services</b>	<b>Apr-22</b>	<b>May-22</b>	<b>Jun-22</b>	<b>Jul-22</b>	<b>Aug-22</b>	<b>Sep-22</b>	<b>Oct-22</b>	<b>Nov-22</b>	<b>Dec-22</b>	<b>Jan-23</b>	<b>Feb-23</b>	<b>Mar-23</b>	<b>YTD</b>	<b>QTR 1</b>	<b>QTR 2</b>	<b>QTR 3</b>	<b>QTR 4</b>
Number of referrals received via SPA	0	0	0	0	0	0	0	0	0	0	0	0	0	0	955	0	0
Number of referrals received via SPA for LAC	16	19	17	8	21	18	25	22	29	13	21	0	209	52	955	105	47
Number of referrals received via SPA for LAC other Local Authority	362	485	388	392	263	253	0	0	0	0	0	0	2143	1235	908	29	13
No of Referrals received via SPA with LAC Alert Status	0	0	0	0	0	0	0	0	29	13	0	0	42	0	0	29	13
Number of assessments undertaken (1st face to face appt)	0	0	0	0	0	0	0	0	0	0	0	0	0	0	0	0	0
Number of Kent LAC enhanced service priority assessment undertaken													0	0	2854	20	12

Number of Other Local Authority LAC enhanced service priority assessment undertaken													0	0	3591	20	12
No of assessments for CYP with LAC Alert	3395	3575	3366	2854	0	0	0	0	20	12	0	0	13222	10336	2854	20	12
Number of CYP on specialist pathway by diagnosis and care pathway very complex - Neuro	805	832	922	737	0	0	0	0	0	0	0	0	N/A				
Number of CYP in receipt of targeted services by diagnosis and care pathway. - Targeted	0	0	0	0	0	0	0	0	0	0	0	0	N/A				
No of Discharges	11	11	11	4	0	0	0	0	0	0	0	0	37	33	4	0	0
Percentage DNA	16.22 %	116.22 %	216.22 %	316.22 %	416.22 %	516.22 %	616.22 %	716.22 %	816.22 %	916.22 %	1016.22 %	1116.22 %	n/a	n/a	12	21	30
Number of CYP on Crisis pathway	0	0	0	0	0	0	0	0	0	0	0	0	0	0	0	0	0
<b>Caseloads</b>	<b>Apr-22</b>	<b>May-22</b>	<b>Jun-22</b>	<b>Jul-22</b>	<b>Aug-22</b>	<b>Sep-22</b>	<b>Oct-22</b>	<b>Nov-22</b>	<b>Dec-22</b>	<b>Jan-23</b>	<b>Feb-23</b>	<b>Mar-23</b>	<b>YTD</b>	<b>QTR 1</b>	<b>QTR 2</b>	<b>QTR 3</b>	<b>QTR 4</b>



### Appendix 3 - Options Appraisal

<b>Option 1</b>	<b>Benefits</b>	<b>Risks</b>
Continue with the current level of investment £1.117m/year	<ul style="list-style-type: none"> <li>• Continues to support joint commissioning with Health.</li> <li>• Gives Kent's Looked After Children access to rapid two-week assessments.</li> </ul>	<ul style="list-style-type: none"> <li>• Limited evidence to demonstrate that current investment has given real benefits to Kent's LAC.</li> <li>• KCC investment may also fund out of area LAC referrals including Medway.</li> <li>• Ties KCC into an up-to 13-year contract with a total value of £14.5m.</li> </ul>
<b>Option 2</b>	<b>Benefits</b>	<b>Risks</b>
Negotiate a reduced contribution – (example using 50% investment of 500,000/year)	<ul style="list-style-type: none"> <li>• Continues to support joint commissioning with Health.</li> <li>• Provides a continuity of service for Kent LAC.</li> <li>• Provides a potential saving to the Council of £7.25m over the 13-year contract (based on 50%).</li> </ul>	<ul style="list-style-type: none"> <li>• Potentially damage relationship with ICB.</li> <li>• Limited evidence to demonstrate that any investment, even at a reduced level, has given real benefits to Kent's LAC.</li> <li>• Ties KCC into an up-to 13-year contract with a total value of £7.25m (based on 50%).</li> <li>• Depending on how contract is structured, could impact service delivery</li> </ul>
<b>Option 3</b>	<b>Benefits</b>	<b>Risks</b>
Give notice to the ICB of withdrawal of £1.117m investment and reinvest in independent assessment service	<ul style="list-style-type: none"> <li>• No further investment required from KCC thereby delivering £1.117m as savings.</li> <li>• Opportunity to commission own assessment service for Kent's LAC.</li> </ul>	<ul style="list-style-type: none"> <li>• Potentially damages relationship with ICB.</li> <li>• KCC required to procure a service at project cost of approximately £60,000.</li> <li>• New service may not be in place until after contract end date.</li> </ul>
<b>Option 4</b>	<b>Benefits</b>	<b>Risks</b>
Enter a new arrangement with the ICB to support a new LAC Network for Kent and Medway	<ul style="list-style-type: none"> <li>• KCC's LAC would continue to access assessment for CYPMHS within a two-week timeframe.</li> <li>• Care Leavers would be included in the revised exit age of 19 years for a CYPMHS.</li> <li>• Investment supports ICB</li> </ul>	<ul style="list-style-type: none"> <li>• KCC investment would be longer term than current contractual arrangements. Initial discussions include an up-to-13-year contractual period.</li> <li>• Financial envelope would be significantly more than currently due to extended</li> </ul>

	<p>establishing a dedicated LAC Network and complex needs pathway as part of any future commissioning arrangements.</p> <ul style="list-style-type: none"> <li>• Opportunity to set new KPI's that are meaningful and relevant to KCC.</li> <li>• Would allow KCC to negotiate a revised funding level.</li> </ul>	<p>contract period. There would need to be a break clause in any S76 agreement.</p> <ul style="list-style-type: none"> <li>• Data may still fail to demonstrate any real benefits to Kent's Looked After Children.</li> </ul>
<b>Option 5</b>	<b>Benefits</b>	<b>Risks</b>
<p>Give notice to ICB of withdrawal of £1.117m investment</p>	<ul style="list-style-type: none"> <li>• £1.117m savings for CYPE achieved.</li> <li>• Opportunity to use £1.117m within the wider CYPE directorate.</li> </ul>	<ul style="list-style-type: none"> <li>• Kent's LAC may have to wait longer for initial assessments. Contractual target for routine assessments to be completed within four weeks of accepted referral is 45%. August 2023 data reports 54.78% (data includes Medway).</li> <li>• Depending on how the contract is structured, could impact service delivery</li> </ul>
<b>Option 6</b>	<b>Benefits</b>	<b>Risks</b>
<p>Agree to continue funding for a further 12 months</p>	<ul style="list-style-type: none"> <li>• Kent LAC continue to receive priority assessment for CYPMHS.</li> <li>• Opportunity to work with the ICB to design the new service.</li> <li>• Continues the good relationship we have with the ICB.</li> <li>• Provides a continuity of service for Kent LAC.</li> </ul>	<ul style="list-style-type: none"> <li>• KCC will still be unsure as to whether the investment is buying solely Kent LAC priority.</li> </ul>

# KENT COUNTY COUNCIL – PROPOSED RECORD OF DECISION

## DECISION TO BE TAKEN BY:

Sue Chandler, Cabinet Member for Integrated Children's Services

## DECISION NO:

24/00011

For publication *[Do not include information which is exempt from publication under schedule 12a of the Local Government Act 1972]*

### Key decision: YES

Decision required because the total value of the contract will exceed £1m and affects more than two Electoral Divisions.

### Subject Matter / Title of Decision

Kent County Council's contribution to the Children and Young People's Mental Health Service (CYPMHS)

### Decision:

As Cabinet Member for Integrated Children's Services, I agree to:

- i) Provide five months' notice on 1 April 2024 to the Kent and Medway Integrated Care Board (ICB) of the withdrawal of investment for fast-tracked assessments for Looked After Children and Harmful Sexual Abuse from 1 September 2024.
- ii) Continue to contribute £150,000 annual funding for services to the Pupil Referral Units and Post Sexual Abuse.
- iii) Delegate decisions and necessary actions to the Corporate Director for Children, Young People and Education, or other Officer as instructed by the Corporate Director for Children, Young People and Education, in consultation with the Cabinet Member to implement the decision.

### 1. Reason(s) for Decision:

- 1.1 The proposed decision is to cease the Council's financial contribution of £1,117m to the NHS Commissioned Children and Young People Mental Health Service (CYPMHS) in relation to the fast-track assessments for Looked After Children and Harmful Sexual Abuse.
- 1.2 The current contract is due to end on 31 August 2024 (two-year contract extension currently operating) with the ICB looking to directly award for a further 12 months before recommissioning a like for like service with an up-to 13-year contract, commencing from September 2025, with transformational change embedded through the term.
- 1.3 Throughout the contract period, North East London NHS Foundation Trust (NELFT) have consistently met and exceeded the performance target of the contract, and this has been demonstrated through the monthly data reporting. However, it has not been determined since 2017 whether Kent Looked After Children (LAC), having received their initial assessment, are waiting the standard time for the start of intervention or not. It has not been demonstrated that a Kent LAC has a priority service over other non-LAC referrals. The funding is for a fast-track

assessment, not fast-track intervention.

- 1.4 Work has been undertaken by KCC and the ICB to improve the data collection that is provided by NELFT and to understand how the KCC investment is utilised within the contract. A workshop was held in September 2020 which looked at ways NELFT could provide additional data in relation to the number of LAC referrals that were Kent children. As a result of this, the KCC Management Information and Intelligence Unit were able to match child level data with NELFT on several occasions.
- 1.5 In 2021, a deep dive was completed to identify any trends with cases that are declined by NELFT at the point of initial assessment. Although the deep dive did not conclude sufficient evidence to show whether LAC children are being treated more disproportionately than other vulnerable children accessing the CYPMHS, it did show that further consideration should be given as to whether to continue with the investment or to reinvest the £1m into an independent assessment service.
- 1.6 Associated with the LAC Priority Assessments is an additional funding of £117k to support meeting the needs of children and young people who present with Harmful Sexual Abuse. The CYPMHS provides evidence-based interventions for children and young people who have been sexually abused or who exhibit harmful sexual behaviour. KCC has historically contributed financially to support this however, there is no statutory mandated requirement to do so and as such no reporting mechanism. These interventions are already part of NELFT's complex/behaviour pathway; therefore, children and young people would continue to access services through that route.
- 1.7 If KCC does not continue investing into the CYPMHS, there is no evidence to suggest that this would result in a reduced service, however the initial assessment time for Kent LAC would increase from two to four weeks. Once assessment has taken place all children and young people access the service based on a clinical need. It has always been acknowledged that children and young people access the service based on risk and clinical need.

## **2. Preferred Option**

- 2.1 The preferred option is for the withdrawal of the £1,117m investment for fast-tracked assessments for Looked After Children and Harmful Sexual Abuse into the CYPMHS from 1 September 2024 and to continue to contribute the £150,000 annual funding for services to the Pupil Referral Units and Post Sexual Abuse.
- 2.2 If KCC does not continue investing into the CYPMHS, there is no evidence to suggest that this would result in a reduced service, however the initial assessment time for Kent LAC would increase from two to four weeks. Once assessment has taken place all children and young people access the service based on a clinical need. It has always been acknowledged that children and young people access the service based on risk and clinical need.
- 2.3 In addition to the LAC element, KCC contributes £150k per annum for the Pupil Referral Unit (PRU) which incorporates support for Post Harmful Abuse as part of NELFT's complex pathway work. The PRUs aim is to provide continuity of education for pupils who are unable to attend school due to health needs. This includes:
  - An education support service to schools for young people with physical medical conditions; and
  - An education outreach service for young people with mental health needs.
- 2.4 There are six PRUs in Kent. The units operate in term time only.



2.5 Regulations require local authorities to establish management committees to run PRUs in their area, to make provision for the constitution (including composition) and procedures of management committees, and to delegate specific powers to management committees (The Education (Pupil Referral Units (Management Committees etc. (England))) Regulations 2007 (as amended by the Pupil Referral Units (Miscellaneous Amendments (England)) Regulations 2012).

2.6 In September 2014, a new duty was laid upon governing bodies to make arrangements to support pupils with health conditions at school (DfE guidance, April 2014). KCC has reviewed the existing provision for pupils with health needs, who are unable to attend school. The Council's policy is intended to ensure that children with serious health conditions in terms of both physical and mental health, are properly supported so that they can achieve their academic potential.

### **3 Consultation**

3.1 No formal public consultation was undertaken as we are not proposing any changes to this service and are not the contract manager of this service. However local consultation was undertaken with key partners including the ICB and Social Care.

### **4 Equalities Assessment**

4.1 An Equalities Impact Assessment (EQIA) screening was completed as part of the governance requirements for change to the service with no high negative impacts identified.

4.2 Kent's LAC may have to wait longer for initial assessments. The contractual target for routine assessments to be completed within four weeks of accepted referral is 45%. August 2023 data reports 54.78% (data includes Medway). There would be no impact on Kent LAC receiving a service.

4.3 Children and young people will continue to access Harmful Sexual Abuse interventions through the complex/behaviour pathway managed by NELFT.

### **5 Securing Kent's Future**

5.1 This meets Objective 2 in Securing Kent's Future: Delivering savings from identified opportunity areas to set a sustainable 2024/25 budget and MTFP. This proposal will further support the financial resilience of this Council by identifying opportunities where savings can be made at the earliest opportunity.

### **6. Financial Implications**

6.1 Kent County Council's Medium Term Financial Plan for 2025/2026 has identified a saving of £1.0m from reviewing the ICB/NELFT contract for fast tracking mental health assessments for Looked After Children. This proposal will deliver this saving, and if the Council withdraws its investment in line with the contract renewal (1 September 2024), as set out in this proposal, this would deliver an additional saving for 2024/2025 of £0.558m, and £0.117m in 2025/2026.

6.2 This ICB CYPMHS contract has an annual value of £16m. KCC's contribution of £1.117m equates to 7% of the overall annual contract value.

6.3 The ICB's intention is to go out to the market in 2025 to procure a 13-year contract. This would tie KCC to a financial outlay of £14.5m over the contract lifetime.

6.4 The funding contribution for the PRUs would continue at £150k per annum. This will be funded from the High Needs Block of the Dedicated Schools Grant (ring-fenced education grant from the Department of Education).

**Cabinet Committee Recommendations and Other Consultation:**

The Children's, Young People and Education Cabinet Committee will consider the decision on 6 March 2024.

**Any Alternatives Considered and Rejected:**

1. Continue with the current level of investment £1.117m/year.
2. Negotiate a reduced contribution.
3. Give notice to the ICB of withdrawal of £1.117m investment and reinvest in an independent assessment service.
4. Enter into a new arrangement with the ICB to support a new LAC Network for Kent and Medway.
5. Agree to continue funding for a further 12 months.

**Any interest declared when the decision was taken, and any dispensation granted by the Proper Officer:** None

.....  
signed

.....  
date

## EQIA Submission Draft Working Template

If required, this template is for use prior to completing your EQIA Submission in the EQIA App.

You can use it to understand what information is needed beforehand to complete an EQIA submission online, and also as a way to collaborate with others who may be involved with the EQIA.

Note: You can upload this into the App when complete if it contains more detailed information than the App asks for and you wish to retain this detail.

### Section A

#### 1. Name of Activity (EQIA Title):

Financial Contribution to Children and Young People's Mental Health Service.

#### 2. Directorate

Children Young People and Education

#### 3. Responsible Service/Division

Operational Integrated Children's Services

### Accountability and Responsibility

#### 4. Officer completing EQIA

Note: This should be the name of the officer who will be submitting the EQIA onto the App.

Robin Cahill

#### 5. Head of Service

Note: This should be the Head of Service who will be approving your submitted EQIA.

Christy Holden

#### 6. Director of Service

Note: This should be the name of your responsible director.

Ingrid Crisan

### The type of Activity you are undertaking

#### 7. What type of activity are you undertaking?

**Service Change** – operational changes in the way we deliver the service to people. Answer Yes/No

No

**Service Redesign** – restructure, new operating model or changes to ways of working. Answer Yes/No

No

**Project/Programme** – includes limited delivery of change activity, including partnership projects, external funding projects and capital projects. Answer Yes/No

Yes

**Commissioning/Procurement** – means commissioning activity which requires commercial judgement. Answer Yes/No

<b>Strategy /Policy</b> – includes review, refresh or creating a new document. Answer Yes/No
<b>Other</b> – Please add details of any other activity type here.
<b>8. Aims and Objectives and Equality Recommendations</b> – Note: You will be asked to give a brief description of the aims and objectives of your activity in this section of the App, along with the Equality recommendations. You may use this section to also add any context you feel may be required.
<p>Kent County Council (KCC) currently contribute £1.276M per year to the Children &amp; Young People Mental Health Service (CYPMHS) via a Section 76 arrangement. This service is commissioned by the Integrated Care Board (ICB) Commissioners who have a contract with North East London Foundation Trust (NELFT) to deliver this service.</p> <p>The current contract is due to end on the 31 August 2024 with the NHS looking to directly award for a further 12 months before recommissioning a like for like service with an up-to 13-year contract, commencing from September 2025, with transformation embedded through the term. This has provided an opportunity to review KCC’s funding for CYPMHS with a focus on the £1.117m annual investment for Looked After Children (LAC) priority assessment element and Harmful Sexual Abuse within this contract.</p> <p>The service was procured by the ICB with KCC making a financial contribution to fast-track assessments for Looked After Children (LAC), support interventions to meet the needs of children and young people who present with Harmful Sexual Abuse and support to the Pupil Referral Units (PRU).</p> <p>KCC are wanting to withdraw investment as there is no evidence to suggest that the funding is buying Kent’s LAC priority access to the service. The change in service would see Kent LAC having to wait up to four weeks for an assessment rather than the current two weeks, however this would not impact on when a child or young person would receive a service. Harmful Sexual Abuse interventions are already part of NELFT’s complex/behaviour pathway; therefore, children and young people would continue to access services through that route.</p> <p>All children and young people have always accessed the service based on risk and a clinical need and this would not change as part of any discontinued investment.</p>
<b>Section B – Evidence</b>
<i>Note: For questions 9, 10 &amp; 11 at least one of these must be a 'Yes'. You can continue working on the EQIA in the App, but you will not be able to submit it for approval without this information.</i>
<b>9. Do you have data related to the protected groups of the people impacted by this activity?</b> Answer: Yes/No
Yes
<b>10. Is it possible to get the data in a timely and cost effective way?</b> Answer: Yes/No
Yes
<b>11. Is there national evidence/data that you can use?</b> Answer: Yes/No
No
<b>12. Have you consulted with Stakeholders?</b> Answer: Yes/No Stakeholders are those who have a stake or interest in your project which could be residents, service users, staff, members, statutory and other organisations, VCSE partners etc.

Yes
<b>13. Who have you involved, consulted and engaged with?</b> <i>Please give details in the box provided. This may be details of those you have already involved, consulted and engaged with or who you intend to do so with in the future. If the answer to question 12 is 'No', please explain why.</i>
KCC Social Care Staff ICB Commissioners
<b>14. Has there been a previous equality analysis (EQIA) in the last 3 years?</b> <i>Answer: Yes/No</i>
No
<b>15. Do you have evidence/data that can help you understand the potential impact of your activity?</b> <i>Answer: Yes/No</i>
Yes
<b>Uploading Evidence/Data/related information into the App</b> <i>Note: At this point, you will be asked to upload the evidence/ data and related information that you feel should sit alongside the EQIA that can help understand the potential impact of your activity. Please ensure that you have this information to upload as the Equality analysis cannot be sent for approval without this.</i>
<b>Section C – Impact</b>
<b>16. Who may be impacted by the activity?</b> <i>Select all that apply.</i>
Service users/clients - <i>Answer: Yes/No</i>
Services users/clients
Residents/Communities/Citizens - <i>Answer: Yes/No</i>
No
Staff/Volunteers - <i>Answer: Yes/No</i>
No
<b>17. Are there any positive impacts for all or any of the protected groups as a result of the activity that you are doing?</b> <i>Answer: Yes/No</i>
No
<b>18. Please give details of Positive Impacts</b>
<b>Negative Impacts and Mitigating Actions</b> The questions in this section help to think through positive and negative impacts for people affected by your activity. Please use the Evidence you have referred to in Section B and explain the data as part of your answer.
<b>19. Negative Impacts and Mitigating actions for Age</b>
<b>a) Are there negative impacts for Age?</b> <i>Answer: Yes/No</i> <i>(If yes, please also complete sections b, c, and d).</i>

No

**b) Details of Negative Impacts for Age**

**c) Mitigating Actions for Age**

**d) Responsible Officer for Mitigating Actions - Age**

**20. Negative Impacts and Mitigating actions for Disability**

**a) Are there negative impacts for Disability?** *Answer: Yes/No*  
*(If yes, please also complete sections b, c, and d).*

No

**b) Details of Negative Impacts for Disability**

**c) Mitigating Actions for Disability**

**d) Responsible Officer for Mitigating Actions - Disability**

**21. Negative Impacts and Mitigating actions for Sex**

**a) Are there negative impacts for Sex?** *Answer: Yes/No*  
*(If yes, please also complete sections b, c, and d).*

No

**b) Details of Negative Impacts for Sex**

**c) Mitigating Actions for Sex**

<b>d) Responsible Officer for Mitigating Actions - Sex</b>
<b>22. Negative Impacts and Mitigating actions for Gender identity/transgender</b>
<b>a) Are there negative impacts for Gender identity/transgender? Answer: Yes/No</b> <i>(If yes, please also complete sections b, c, and d).</i>
No
<b>b) Details of Negative Impacts for Gender identity/transgender</b>
<b>c) Mitigating actions for Gender identity/transgender</b>
<b>d) Responsible Officer for Mitigating Actions - Gender identity/transgender</b>
<b>23. Negative Impacts and Mitigating actions for Race</b>
<b>a) Are there negative impacts for Race? Answer: Yes/No</b> <i>(If yes, please also complete sections b, c, and d).</i>
No
<b>b) Details of Negative Impacts for Race</b>
<b>c) Mitigating Actions for Race</b>
<b>d) Responsible Officer for Mitigating Actions – Race</b>
<b>24. Negative Impacts and Mitigating actions for Religion and belief</b>
<b>a) Are there negative impacts for Religion and Belief? Answer: Yes/No</b> <i>(If yes, please also complete sections b, c, and d).</i>
No
<b>b) Details of Negative Impacts for Religion and belief</b>

<b>c) Mitigating Actions for Religion and belief</b>
<b>d) Responsible Officer for Mitigating Actions - Religion and belief</b>
<b>25. Negative Impacts and Mitigating actions for Sexual Orientation</b>
<b>a) Are there negative impacts for sexual orientation. Answer: Yes/No (If yes, please also complete sections b, c, and d).</b>
No
<b>b) Details of Negative Impacts for Sexual Orientation</b>
<b>c) Mitigating Actions for Sexual Orientation</b>
<b>d) Responsible Officer for Mitigating Actions - Sexual Orientation</b>
<b>26. Negative Impacts and Mitigating actions for Pregnancy and Maternity</b>
<b>a) Are there negative impacts for Pregnancy and Maternity? Answer: Yes/No (If yes, please also complete sections b, c, and d).</b>
No
<b>b) Details of Negative Impacts for Pregnancy and Maternity</b>
<b>c) Mitigating Actions for Pregnancy and Maternity</b>
<b>d) Responsible Officer for Mitigating Actions - Pregnancy and Maternity</b>



<b>27. Negative Impacts and Mitigating actions for marriage and civil partnerships</b>
<b>a) Are there negative impacts for Marriage and Civil Partnerships?</b> <i>Answer: Yes/No</i> <i>(If yes, please also complete sections b, c, and d).</i>
No
<b>b) Details of Negative Impacts for Marriage and Civil Partnerships</b>
<b>c) Mitigating Actions for Marriage and Civil Partnerships</b>
<b>d) Responsible Officer for Mitigating Actions - Marriage and Civil Partnerships</b>
<b>28. Negative Impacts and Mitigating actions for Carer's responsibilities</b>
<b>a) Are there negative impacts for Carer's responsibilities?</b> <i>Answer: Yes/No</i> <i>(If yes, please also complete sections b, c, and d).</i>
No
<b>b) Details of Negative Impacts for Carer's Responsibilities</b>
<b>c) Mitigating Actions for Carer's responsibilities</b>
<b>d) Responsible Officer for Mitigating Actions - Carer's Responsibilities</b>

This page is intentionally left blank

**EXECUTIVE DECISION**

**From: Rory Love Cabinet Member for Education and Skills**  
**Sarah Hammond, Corporate Director of Children, Young People and Education**

**To: Children, Young People and Education Cabinet Committee – 6 March 2024**

**Subject: Decision Number: 24/00013**  
**Proposed forecast expenditure of Vigo Village School Roof Replacement Project exceeding £1m within the Annual Planned Enhancement and Modernisation Programme.**

**Key decision Savings or expenditure of more than £1m**

**Classification:** Unrestricted

**Past Pathway of report:** None

**Future Pathway of report:** Cabinet Member Decision

**Electoral Division:** Gravesham Rural, Bryan Sweetland

**Summary:**

This paper provides an overview on the proposed forecast expenditure of Vigo Village School Roof Replacement Project exceeding £1m within the Annual Planned Enhancement and Modernisation Programme.

**Recommendation(s):**

The Children, Young People and Education Cabinet Committee is asked to CONSIDER and ENDORSE, or MAKE RECOMMENDATIONS to the Cabinet Member for Education and Skills on the proposed decision to:

- I. Approve the allocation of £1,416,000 from the Children's, Young People and Education Annual Planned Enhancement Budget to permit the required repair works at Vigo Village School.
- II. Delegate authority to the Director of Infrastructure to, in consultation with the Director of Education, enter into any necessary contracts or other legal agreements, as required to implement this decision; and
- III. Agree for the Director of Infrastructure to be the nominated Authority Representative within the relevant agreements, with authority to enter variations as envisaged under the contracts.

**1. Introduction**

- 1.1 Kent County Council (KCC), as the relevant Local Authority, is responsible for the maintenance of Community and Voluntary Controlled school buildings in Kent. This responsibility is taken seriously, with continuous maintenance and

modernisation programmes in place to ensure that the school estate is fit for purpose. Included within these programmes are routine building checks that identify possible future maintenance issues with accommodation.

- 1.2 Following condition surveys, subsequent referrals, and extensive interim patching works, Vigo Village School's roof has deteriorated and is now in need of a full replacement.

## **2. Background / Current Arrangements**

- 2.1 Vigo Village School is a 1FE school within the village of Vigo, Meopham. The school was built circa 1972 and extended in 1976. The building is single storey, comprising masonry walling with shallow pitched roofs. At the end of the roofs are concrete parapets, many of these have been overlaid by roofing felt.
- 2.2 The school have been experiencing leaks for several years in various areas becoming more numerous, more substantial and damaging to the internal fabric of the building. At the end of 2023, the leak in the kitchen roof caused the school kitchen to close temporarily until measures were put in place. The school is now serving hot meals which are currently being supplied by another school.
- 2.3 The existing pitched roofs feature a Pantile roof covering which has generally reached the end of its serviceable life and is generally unsuitable for the abnormally low pitch of the existing roofs which varies between 11° and 16°. The school also has a history of unauthorised intruders gaining access onto the roofs damaging the fragile clay tiles which are not designed for foot traffic.

## **3. Proposed decision and changes**

- 3.1 The proposal is for KCC to fund replacing the existing Pantile roof coverings to all pitched roofs with a standing seam Zinc roof covering by the manufacturer VMZinc. This proposed system is suitable for use with the existing shallow roof pitches and more suitable to withstand instances of foot traffic. The full roof replacement is now recommended in order to keep the school operational and to avoid further internal damage.
- 3.2 The new roof will be a metal standing seam system that will last for 50 to 100 years. It is not possible to carry out any further remedial or patching works due to the deterioration of the original roofing materials and a replacement has been deemed essential. Therefore, the project needs to progress within short timescales to decrease the risk of the wet winter weather impacting the roof further and avoid water ingress from making parts of the school building unusable.
- 3.3 It is scheduled the works will commence in April 2024 during the Easter Break and with a forecast of 12 weeks, completion is proposed for end of June 2024. The contractors will use the Easter holidays to set up on site and should begin during the May half term. The project is estimated to last for between 10 to 12 weeks, and will take place during school term time, co-ordinating with the

school to phase the movement of teaching areas as the roof is replaced. All works can be completed whilst the school is in operation, and no mobile or temporary classrooms will be required.

- 3.4 Bryan Sweetland KCC member for Gravesham Rural. District provided the following feedback: I welcome these necessary improvements to the school.

#### **4. Securing Kent's Future**

- 4.1 This proposal will help to maintain KCC's strategic role in supporting schools in Kent to deliver accessible, high quality education provision for all families and supports avoidance of more significant costs from possible closure of the school.

#### **5. Financial Implications**

- 5.1 The combined cost is estimated at £1,416,000 which is inclusive of works, fees, and contingency. With a roofing project the potential for additional costs to be identified are higher than in other projects as not all the roof's substructure is visible until the tiles are removed. It is therefore appropriate and prudent for an allowance of an additional 20% above tender costs to be made.

- 5.2 The cost for instructing the winning tender is as follows.

Proposed Tender Costs: £1,050,000.00

KCC Contingency: Allowance £150,000

Professional Fees: £216,000.00

- 5.3 Total Forecast Project = £1,416,000.00 (inc. 20% contingency)

The funds will be allocated from the CYPE Annual Planned Enhancement Programme for April 23 - 24, the allocation has been made by officers and the work is affordable within the budget of £13,283m. In order to facilitate this increase in budget, a number of nonessential schemes have been moved from this year's programme and placed onto the Forward Management Plan for 2024-2025.

#### **6. Equalities Implications**

- 6.1 The roof replacement scheme will not change the delivery of education with the school and therefore has no equalities implications.

#### **7. Legal Implications:**

- 7.1 The contracting for the project will be managed by the Director of Infrastructure. All works will be fully compliant with the building and planning regulations

#### **8. Alternatives considered and rejected**

- 8.1 Option 1 – Do Nothing

No further temporary repairs are deemed to be effective and water ingress is probable without replacement. Do Nothing would result in significant parts of

the school not being usable which is already the case for the school kitchen which closed end of last year and hot meals are currently being supplied by another school, resulting in an ongoing revenue cost. As water continues to enter the building, it is likely the school would have to fully or partly close to pupils in response, as the school would not be deemed as safe, warm, and dry. Temporary accommodation would be required for displaced pupils and a more significant repair of the building would need to take place due to additional damage further water ingress would create.

## 8.2 Option 2 – Localised Repairs

Localised repairs have been undertaken over the last 10 years, there are no further localised repairs that can be carried out. The main issue that is believed to be causing the leaks is the abnormally low pitch of the existing roofs. This option would risk further water ingress and the associated risk of school closure and further remedial works.

### **Recommendation(s):**

The Children, Young People and Education Cabinet Committee is asked to CONSIDER and ENDORSE, or MAKE RECOMMENDATIONS to the Cabinet Member for Education and Skills on the proposed decision to:

- I. Approve the allocation of £1,416,000 from the Children’s, Young People and Education Annual Planned Enhancement Budget to permit the required repair works at Vigo Village School.
- II. Delegate authority to the Director of Infrastructure to, in consultation with the Director of Education, enter into any necessary contracts or other legal agreements, as required to implement this decision; and
- III. Agree for the Director of Infrastructure to be the nominated Authority Representative within the relevant agreements, with authority to enter variations as envisaged under the contracts.

### **Background Documents:**

None.

### **Contact details:**

<p>Lead officer:  <b>Ian Watts</b>  <b>Assistant Director Education, North</b>  <b>03000 414302</b></p> <p><b>ian.watts@kent.gov.uk</b></p>	<p>Lead Director:  <b>Christine McInnes</b>  <b>Director of Education</b>  <b>03000 418913</b></p> <p><b>christine.mclnnes@kent.gov.uk</b></p>
---	--

# KENT COUNTY COUNCIL – PROPOSED RECORD OF DECISION

**DECISION TO BE TAKEN BY:**

Rory Love, Cabinet Member for Education and Skills

**DECISION NO:**

24/00013

For publication *[Do not include information which is exempt from publication under schedule 12a of the Local Government Act 1972]*

**Key decision:** YES

**Subject Matter / Title of Decision:**

**Proposed forecast expenditure of Vigo Village School Roof Replacement Project exceeding £1m within the Annual Planned Enhancement and Modernisation Programme.**

**Decision:**

As Cabinet Member for Education and Skills, I agree to:

- I. Approve the allocation of £1,416,000 from the Children's, Young People and Education Annual Planned Enhancement Budget to permit the required repair works at Vigo Village School.
- II. Delegate authority to the Director of Infrastructure to, in consultation with the Director of Education, enter into any necessary contracts or other legal agreements, as required to implement this decision; and
- III. Agree for the Director of Infrastructure to be the nominated Authority Representative within the relevant agreements, with authority to enter variations as envisaged under the contracts.

**Reason(s) for Decision:**

Kent County Council (KCC), as the relevant Local Authority, is responsible for the maintenance of Community and Voluntary Controlled school buildings in Kent. This responsibility is taken seriously, with continuous maintenance and modernisation programmes in place to ensure that the school estate is fit for purpose. Included within these programmes are routine building checks that identify possible future maintenance issues with accommodation.

Following feasibility surveys, and extensive interim patching works, Vigo Village School's roof has deteriorated and is now in need of a full roof replacement.

**Background**

Vigo Village School is a 1FE school within the village of Vigo, Meopham. The school was built circa 1972 and extended in 1976. The building is single storey, comprising masonry walling with shallow pitched roofs. At the end of the roofs are concrete parapets, many of these have been overlaid by roofing felt.

The school have been experiencing leaks for several years in various areas becoming more numerous, more substantial and damaging to the internal fabric of the building. At the end of 2023, the leak in the kitchen roof caused the school kitchen to close temporarily until measures were put in place. The school is now serving hot meals which are currently being supplied by another school.

The existing pitched roofs feature a Pantile roof covering which has generally reached the end of its serviceable life and is generally unsuitable for the abnormally low pitch of the existing roofs which varies between 11° and 16°. The school also has a history of unauthorised intruders gaining access onto the roofs damaging the fragile clay tiles which are not designed for foot traffic.

The proposal is replacing the existing Pantile roof coverings to all pitched roofs with a standing seam Zinc roof covering by the manufacturer VMZinc. This proposed system is suitable for use with the existing shallow roof pitches and more suitable to withstand instances of foot traffic. The full roof replacement is now recommended in order to keep the school operational and to avoid further internal damage.

The new roof will be a metal standing seam system that will last for 50 to 100 years. It is not possible to carry out any further remedial or patching works due to the deterioration of the original roofing materials and a replacement has been deemed essential. Therefore, the project needs to progress within short timescales to decrease the risk of the wet winter weather impacting the roof further and avoid water ingress from making parts of the school building unusable.

It is scheduled the works will commence in April 2024 during the Easter Break and with a forecast of 12 weeks, completion is proposed for end of June 2024. The contractors will use the Easter holidays to set up on site and should begin during the May half term. The project is estimated to last for between 10 to 12 weeks, and will take place during school term time, co-ordinating with the school to phase the movement of teaching areas as the roof is replaced. All works can be completed whilst the school is in operation, and no mobile or temporary classrooms will be required

#### **Any Alternatives Considered and Rejected:**

##### **Option 1 – Do Nothing**

No further temporary repairs are deemed to be effective and water ingress is probable without replacement. Doing Nothing would result in significant parts of the school not being usable which is already the case for the school kitchen which closed end of last year and hot meals are currently being supplied by another school, resulting in an ongoing revenue cost. As water continues to enter the building, it is likely the school would have to fully or partly close to pupils in response, as the school would not be deemed as safe, warm, and dry. Temporary accommodation would be required for displaced pupils and a more significant repair of the building would need to take place due to additional damage further water ingress would create.

##### **Option 2 – Localised Repairs**

Localised repairs have been undertaken over the last 10 years, there are no further localised repairs that can be carried out. The main issue that is believed to be causing the leaks is the abnormally low pitch of the existing roofs. This option would risk further water ingress and the associated risk of school closure and further remedial works.

##### **Option 3 – Proceed with Roof Replacement**

This would mitigate the risk of any future works being required in response to further water ingress and remove any further potential school closure risks and provide safe teaching environments and improvement to the fabric of the school. This a long-term measure.

After reviewing the estimated costs, potential risk elements and the key advantages/disadvantages of each option it is recommended that replacement is the only appropriate solution.

#### **Securing Kent's Future**

This proposal will help to maintain KCC's strategic role in supporting schools in Kent to deliver accessible, high quality education provision for all families and supports avoidance of more significant costs from possible closure of the school.



**Consultation**

A consultation is not required for this proposal.

**Equalities Assessment**

The roof replacement scheme will not change the delivery of education with the school and therefore has no equalities implications.

**Financial Implications**

The combined cost is estimated at £1,416,000 which is inclusive of works, fees, and contingency. With a roofing project the potential for additional costs to be identified are higher than in other projects as not all the roof's substructure is visible until the tiles are removed. It is therefore appropriate and prudent for an allowance of an additional 20% above tender costs to be made.

The cost for instructing the winning tender is as follows.

- Proposed Tender Costs: £1,050,000.00
- KCC Contingency: Allowance £150,000
- Professional Fees: £216,000.00

Total Forecast Project = £1,416,000.00 (inc. 20% contingency)

The funds will be allocated from the CYPE Annual Planned Enhancement Programme for April 23 - 24, the allocation has been made by officers and the work is affordable within the budget of £13,283m. In order to facilitate this increase in budget, a number of nonessential schemes have been moved from this year's programme and place onto the Forward Management Plan for 2024-2025.

**Legal Implications:**

The contracting for the project will be managed by the Director of Infrastructure. All works will be fully compliant with the building and planning regulations.

**DPIA**

None – the school will continue to adhere to Data Protections legislation during the planned works.

**Cabinet Committee Recommendations and Other Consultation:**

This decision will be considered at the meeting of the Children's, Young People and Education Cabinet Committee on 6 March 2024.

**Any interest declared when the decision was taken, and any dispensation granted by the Proper Officer:** None

.....  
signed

.....  
date

This page is intentionally left blank

**EXECUTIVE DECISION**

**From: Rory Love Cabinet Member for Education and Skills**  
**Sarah Hammond, Corporate Director of Children, Young People and Education**

**To: Children's, Young People and Education Cabinet Committee – 6 March 2024**

**Subject: Decision Number: 24/00019 Expansion of Rosherville Church of England Academy, London Road, Northfleet, Gravesend,**

Key decision Expenditure of over 1m

**Classification:** Unrestricted

**Past Pathway of report:**

On 11/03/2022, through Decision number 22/00009, the Cabinet Member for Education and Skills agreed the proposal, subject to final financial information.

**Future Pathway of report:** CYPE Cabinet Committee

**Electoral Division:** Northfleet & Gravesend West served by Dr Lauren Sullivan and Conrad Broadley

**Summary:**

This paper provides an overview on the proposed expansion of Rosherville Church of England Academy, London Road, Northfleet, Gravesend, Kent, DA11 9JQ, increasing the Published Admission Number (PAN) from 20 places per year group to 60 places per year group, facilitated by a relocation onto a new site on Crete Hall Road, Northfleet, DA11 9AA, for September 2025.

**Recommendation(s):**

The Children, Young People and Education Cabinet Committee is asked to CONSIDER and ENDORSE, or MAKE RECOMMENDATIONS to the Cabinet Member for Education and Skills on the proposed decision to:

- I. authorise the allocation of £14,900,000 from the Basic Need capital budget for the expansion of Rosherville Church of England Academy, London Road, Northfleet, Gravesend, Kent, DA11 9JQ, increasing the Published Admission Number (PAN) from 20 places per year group to 60 places per year group, facilitated by a relocation onto a new site on Crete Hall Road, Northfleet, DA11 9AA, for September 2025.
- II. delegate authority to the Director of Infrastructure to, in consultation with the Director of Education, enter into any necessary contracts or other legal agreements, as required to implement this decision; and

III. agree for the Director of Infrastructure to be the nominated Authority Representative within the relevant agreements, with authority to enter variations as envisaged under the contracts.

## **1. Introduction**

1.1 On 11/03/2022, through Decision number 22/00009, the Cabinet Member for Education and Skills agreed the proposal, subject to final financial information. This proposal has now been costed and agreement is now being sought by the Assistant Director Education - North, Ian Watts, for funding approval.

## **2. Background / Current Arrangements**

2.1 The Ebbsfleet Development Corporation (EDC) is overseeing three new developments in Northfleet, Gravesham. These developments are known as Cable Wharf, Harbour Village and Grove Road. The total of new housing is anticipated to generate between 1FE and 1.5FE of new primary demand. Analysis of the provision in the Northfleet planning group indicates that there is insufficient capacity to accommodate this demand.

2.2 The proposal addresses two issues. That of increasing the primary provision in the area and providing Rosherville Church of England Academy with a new site and modern buildings, within the Cable Wharf development, but less than 200 metres from the existing school site. This issue has been mentioned in previous Kent Commissioning Plans.

2.3 Rosherville Church of England Academy is a small 20 PAN primary school, sited on a challenging site on top of a quarry cliff. The site is unsuitable for several reasons. It is restricted by topography on the south and east boundaries, and by the B2175 (London Road) to the north. The site is made up of several smaller parts that have separate freeholders, including the Church Wardens of the Diocese of Rochester.

2.4 The school buildings are either very old or in need of replacement, with the main building being of Victorian era. The remaining buildings require constant maintenance to remain fit for purpose. Whilst there is no immediate danger to the school buildings on the existing site, the chalk cliffs are sheer, at about 12m high. The school cannot expand on its existing site.

2.5 With a PAN of 20, Rosherville Church of England Academy has to carefully manage smaller class sizes to remain a viable school. Increasing the school's PAN to 1FE and then again to 2FE will make the school much more financially viable and support the future of the school.

2.6 As previously reported to CYPE Cabinet Committee, to further support the new developments in the area, the new school will also include a 26 place nursery and additional SEN space for a Specialist Resource Provision (SRP) or similar.

2.7 Following an inspection that took place in September 2022. Ofsted deems Rosherville Church of England Academy to be a 'GOOD' school. The

school is rated 'OUTSTANDING' by SIAMS (Statutory Inspection of Anglican and Methodist Schools) in their most recent inspection.

2.8 It is a popular school with parents. The school is part of the Aletheia Academies Trust.

### 3. Proposed decision and changes

3.1 To build a new 2FE school on a new site on Crete Hall Road, within the Cable Wharf development in Northfleet. The school will also include a 26 place nursery and additional SEN space for an SRP or similar.

3.2 To expand and relocate the Rosherville CE Academy onto the new site, taking the school's Published Admission Number from 20 to 60.

3.3 In reviewing the options for introducing additional provision into the area, it was acknowledged that a completely new 2FE school would come with a possibility of creating overprovision in the area, which could have a detrimental effect on Rosherville CE Academy and other local schools. Therefore, by relocating Rosherville CE Academy into the new building, it would result in the provision of 280 additional primary places rather than 420, thus mitigating the risk of overprovision whilst providing the academy with new, fit for purpose premises.

3.4 If no further action is taken in the longer term, Kent County Council will find it extremely difficult to provide sufficient primary school places in the Northfleet and West Gravesend planning group.

### 4. Securing Kent's Future

4.1 This proposal will help to maintain KCC's strategic role in supporting schools in Kent to deliver accessible, high quality education provision for all families and supports avoidance of more significant costs from possible closure of the school.

### 5. Financial Implications

#### 5.1 Capital

5.1.1 Feasibility studies have been undertaken and identified that the cost of the scheme will be £14.9m. The project attracts a high cost for several reasons, including Compliance with DfE Net Zero principles and EDC requests to conform to Ebbsfleet Garden City design principles.

Description	Value
2FE Basic Need – design & build, including Nursery and SRP space	£11,094,000
Compliance with DfE OS 2022 (including Net Zero)	£1,496,000
S106 obligations	£967,000
KCC direct costs	£419,000

S106 Risk items	£440,000
Contingency (including costed risk register/EWN)	£484,000
<b>Total Project Budget (proposed ROD value)</b>	<b>£14,900,000</b>

- 5.1.2 It is the view of KCC officers that these costs represent the worst-case scenario, with all possible risks needing to be addressed. As the build progresses it is hoped that all risks can be mitigated at a lower cost, thus resulting in some saving against the proposed value of £14.9m
- 5.1.3 The sum relating to compliance with DfE OS 2022 (including Net Zero) includes a range of additional features over previous new school specifications to meet DfE new build requirements, such as Triple glazing / PV / Green roof / M&E upgrades / a range of other minor improvements.
- 5.1.4 The Section 106 obligations relate to EDC requirements, including a 3G Pitch to enable wider community use of the site, enhanced public use facilities within the building and an entrance plaza.
- 5.1.5 Given this scheme is more expensive than a standard 2FE Primary School build, KCC Officers and colleagues from Aletheia Academies Trust have worked hard to maximise external funding to mitigate the impact on the Council's own Capital Budget.
- 5.1.6 An allowance of up to £2,500 may be payable to the school, to outfit each new teaching room with appropriate ICT equipment, such as touch screens or projection equipment. This will be met from the overall Capital allocation for this project.

## 5.2 Funding Source

- 5.2.1 The table below, shows the anticipated funding for this scheme:

Amount	Source
£6,000,000 (estimate at time of reporting)	DfE Contribution (Schools Rebuild Programme)
£420,000 (estimate at time of reporting)	EDC Sports Grant (for inclusion of a 3G pitch)
£3,556,800	S106 Developer Contributions
£4,923,200	CYPE Capital Budget (balance)

- 5.2.2 Due to the condition of the buildings on the existing Rosherville CE Academy site, the Trust, with the support of KCC submitted a bid to the DfE under the School's Rebuild Programme (SRP). This was successful and latest indications from Senior DfE Officers are that the allocation will be just in excess of £6,000,000.
- 5.2.3 The Developer Contributions sum represents what has been secured through signed agreements to date. Not all has been banked due to payment being linked to housing delivery triggers, but the developments they relate to are underway and receipts have started to come into the Council.
- 5.2.4 The EDC are currently consulting on other developments in the Northfleet/Ebbsfleet area. Where appropriate, any developer contributions

derived from those new developments can be attributed to this scheme in addition.

5.2.5 To inform forward planning and robust budget monitoring of the BN Capital Programme a sum, in excess of £15m, has been earmarked within the programme for this scheme. These new costs, therefore, represent a small saving against that provision.

5.2.6 The Rosherville site on London Road is not owned by KCC so no capital receipt can be received.

### **5.3 Revenue**

5.3.1 Should the scheme progress, £6,000 per newly provided learning space, would be provided towards the cost of furniture and equipment, such as tables, desks, chairs, cabinets and learning resources.

5.3.2 The school would also receive funding for the additional pupils that it admits in line with the funding allocated to schools through KCC's Schools Funding Formula.

5.3.3 Both of these revenue allocations will be met from the Growth Funding provision held within the dedicated school's grant.

### **5.4 Human**

The school will appoint additional staff as required; utilising revenue funding allocated through the Schools Funding Formula for these additional pupils.

## **6. Legal Implications**

6.1 KCC, as the Local Authority (LA), has a statutory duty to ensure sufficient school places are available. This duty applies to Special Educational Needs (SEN) provision, as well as mainstream settings.

6.2 The County Council's Commissioning Plan for Education Provision in Kent 2024--28 is a five-year rolling plan which is updated annually. It sets out KCC's future plans as Strategic Commissioner of Education Provision across all types and phases of education in Kent.

## **7. Equalities Implications**

7.1 An impact assessment has been completed that indicates that there are no issues.

## **8. Governance**

8.1 Northfleet & Gravesend West, Dr Lauren Sullivan and Conrad Broadley. Mr Broadley and Dr Sullivan have been informed of the proposal.

8.2 Mr Broadley said: The additional school provision is certainly welcomed and it is important that the school retains its Rosherville name and identity, not only for the continuation of the school's identity but in the proposed location,

which is the site of the former Rosherville Gardens. It will be a great start to the children's education with the sites rich history and heritage."

- 8.3 Dr Sullivan said: I welcome the investment to more school primary places as well as a nursery provision and SEND specialist resource. My only concern is the route of the parents being able to walk safely to the new school. Especially in the winter when it is dark. Together, with KCC and EDC, can this be addressed?"
- 8.4 Both the school and the Trust are fully supportive of the proposal.
- 8.5 The Assistant Director Education - North has said that the analysis of the demand that will be created by the three new housing development in Northfleet shows that about forty new year R places are needed. All alternatives have been considered, and the conclusion is that the best solution is to relocate and expand Rosherville Church of England Academy.

## 9. Alternatives considered and rejected

- 9.1 There is one other alternative option to provide additional provision, that of expanding Lawn Primary School. This alternative was rejected, because Lawn Primary School, is also situated on a very small site and will encounter challenging Highways constraints, along with the logistical challenge of needing to reconfigure existing buildings before introducing additional accommodation on to the already constrained site.

### **Recommendation(s):**

The Children, Young People and Education Cabinet Committee is asked to CONSIDER and ENDORSE, or MAKE RECOMMENDATIONS to the Cabinet Member for Education and Skills on the proposed decision to:

- I. agree funding of £14,900,000 from the Basic Need capital budget for the expansion of Rosherville Church of England Academy, London Road, Northfleet, Gravesend, Kent, DA11 9JQ, increasing the Published Admission Number (PAN) from 20 places per year group to 60 places per year group, facilitated by a relocation onto a new site on Crete Hall Road, Northfleet, DA11 9AA, for September 2025.
- II. delegate authority to the Director of Infrastructure to, in consultation with the Director of Education, enter into any necessary contracts or other legal agreements, as required to implement this decision; and
- III. agree for the Director of Infrastructure to be the nominated Authority Representative within the relevant agreements, with authority to enter variations as envisaged under the contracts.



**Contact details:**

**Report Author(s):**

Ian Watts  
Assistant Director Education, North  
03000 414302

ian.watts@kent.gov.uk

**Relevant Director(s):**

Christine McInnes  
Director of Education  
03000 418913

Christine.McInnes@kent.gov.uk

This page is intentionally left blank

# KENT COUNTY COUNCIL – PROPOSED RECORD OF DECISION

**DECISION TO BE TAKEN BY:**

Rory Love, Cabinet Member for Education and Skills

**DECISION NO:**

24/00019

For publication *[Do not include information which is exempt from publication under schedule 12a of the Local Government Act 1972]*

**Key decision:** YES

**Subject Matter / Title of Decision**

Expansion and Relocation of Rosherville Church of England Academy

**Decision:**

As Cabinet Member for Education and Skills, I agree to:

- I. authorise the allocation of £14,900,000 from the Basic Need capital budget for the expansion of Rosherville Church of England Academy, London Road, Northfleet, Gravesend, Kent, DA11 9JQ, increasing the Published Admission Number (PAN) from 20 places per year group to 60 places per year group, facilitated by a relocation onto a new site on Crete Hall Road, Northfleet, DA11 9AA, for September 2025.
- II. delegate authority to the Director of Infrastructure to, in consultation with the Director of Education, enter into any necessary contracts or other legal agreements, as required to implement this decision; and
- III. agree for the Director of Infrastructure to be the nominated Authority Representative within the relevant agreements, with authority to enter variations as envisaged under the contracts.

**1. Reason(s) for Decision:**Reason for the decision

On 11/03/2022, through Decision number 22/00009, the Cabinet Member for Education and Skills agreed the proposal, subject to final financial information. This proposal has now been costed and agreement is now being sought by the Assistant Director North Kent, Ian Watts, for funding approval.

The Ebbsfleet Development Corporation (EDC) is overseeing three new developments in Northfleet, Gravesend. These developments are known as Cable Wharf, Harbour Village and Grove Road. The total of new housing is anticipated to generate between 1FE and 1.5FE of new primary demand. Analysis of the provision in the Northfleet planning group indicates that there is insufficient capacity to accommodate this demand.

The proposal addresses two issues. That of increasing the primary provision in the area and providing Rosherville Church of England Academy with a new site and modern buildings, within the Cable Wharf development, but less than 200 metres from the existing school site. This issue has been mentioned in previous Kent Commissioning Plans.

Background

Rosherville Church of England Academy is a small 20 PAN primary school, sited on a challenging site on top of a quarry cliff. The site is unsuitable for several reasons. It is restricted by topography on the south and east boundaries, and by the B2175 (London Road) to the north. The site is made up of several smaller parts that have separate freeholders, including the Church Wardens of the Diocese of Rochester.

The school buildings are either very old or in need of replacement, with the main building being of Victorian era. The remaining buildings require constant maintenance to remain fit for purpose. Whilst there is no immediate danger to the school buildings on the existing site, the chalk cliffs are sheer, at about 12m high. The school cannot expand on its existing site.

With a PAN of 20, Rosherville Church of England Academy has to carefully manage smaller class sizes to remain a viable school. Increasing the school's PAN to 1FE and then again to 2FE will make the school much more financially viable and support the future of the school.

As previously reported to CYPE Cabinet Committee, to further support the new developments in the area, the new school will also include a 26 place nursery and additional SEN space for a Specialist Resource Provision (SRP) or similar.

Following an inspection that took place in September 2022. Ofsted deems Rosherville Church of England Academy to be a 'GOOD' school. The school is rated 'OUTSTANDING' by SIAMS (Statutory Inspection of Anglican and Methodist Schools) in their most recent inspection.

It is a popular school with parents. The school is part of the Aletheia Academies Trust.

There is one other alternative option to provide additional provision in the locality, that of expanding Lawn Primary School. This alternative was rejected, because Lawn Primary School, is also situated on a very small site and will encounter challenging Highways constraints along with the logistical challenge of needing to reconfigure existing buildings before introducing additional accommodation on to the already constrained site.

In reviewing the options for introducing additional provision into the area, it was acknowledged that a completely new 2FE school would come with a possibility of creating overprovision in the area, which could have a detrimental effect on Rosherville CE Academy and other local schools. Therefore, by relocating Rosherville CE Academy into the new building, it would result in the provision of 280 additional primary places rather than 420, thus mitigating the risk of overprovision whilst providing the academy with new, fit for purpose premises.

If no further action is taken in the longer term, Kent County Council will find it extremely difficult to provide sufficient primary school places in the Northfleet planning group.

### Securing Kent's Future

This proposal will help to maintain KCC's strategic role in supporting schools in Kent to deliver accessible, high quality education provision for all families and supports avoidance of more significant costs from possible closure of the school.

KCC, as the Local Authority (LA), has a statutory duty to ensure sufficient school places are available. This duty applies to Special Educational Needs (SEN) provision, as well as mainstream settings. The County Council's Commissioning Plan for Education Provision in Kent 2024-28 is a five-year rolling plan which is updated annually. It sets out KCC's future plans as Strategic Commissioner of Education Provision across all types and phases of education in Kent. A copy of the latest plan can be viewed from this link:

<https://www.kent.gov.uk/education-and-children/schools/education-provision/education-provision->

[plan](#)

## Financial Implications

### **Capital**

Feasibility studies have been undertaken and identified that the cost of the scheme will be £14.9m. The project attracts a high cost for several reasons, including Compliance with DfE Net Zero principles and EDC requests to conform to Ebbsfleet Garden City design principles.

### *Project Cost Breakdown*

Description	Value
2FE Basic Need – design & build, including Nursery and SRP space	£11,094,000
Compliance with DfE OS 2022 (including Net Zero)	£1,496,000
S106 obligations	£967,000
KCC direct costs	£419,000
S106 Risk items*	£440,000
Contingency (including costed risk register/EWN)**	£484,000
<b>Total Project Budget (proposed ROD value)</b>	<b>£14,900,000</b>

It is the view of KCC officers that these costs represent the worst-case scenario, with all possible risks needing to be addressed. As the build progresses it is hoped that all risks can be mitigated at a lower cost, thus resulting in some saving against the proposed value of £14.9m

The sum relating to compliance with DfE OS 2022 (including Net Zero) includes a range of additional features over previous new school specifications to meet DfE new build requirements, such as Triple glazing / PV / Green roof / M&E upgrades / a range of other minor improvements.

The Section 106 obligations relate to EDC requirements, including a 3G Pitch to enable wider community use of the site, enhanced public use facilities within the building and an entrance plaza.

Given this scheme is more expensive than a standard 2FE Primary School build, KCC Officers and colleagues from Aletheia Academies Trust have worked hard to maximise external funding to mitigate the impact on the Council's own Capital Budget. The table below, shows the anticipated funding for this scheme:

### *Funding Source*

Amount	Source
£6,000,000 (estimate at time of reporting)	DfE Contribution (Schools Rebuild Programme)
£420,000 (estimate at time of reporting)	EDC Sports Grant (for inclusion of a 3G pitch)
£3,556,800	S106 Developer Contributions
£4,923,200	CYPE Capital Budget (balance)

Due to the condition of the buildings on the existing Rosherville CE Academy site, the Trust, with the support of KCC submitted a bid to the DfE under the School's Rebuild Programme (SRP). This was successful and latest indications from Senior DfE Officers are that the allocation will be just in excess of £6,000,000.

The Developer Contributions sum represents what has been secured through signed agreements to date. Not all has been banked due to payment being linked to housing delivery triggers, but the developments they relate to are underway and receipts have started to come into the Council.

The EDC are currently consulting on other developments in the Northfleet/Ebbsfleet area. Where

appropriate, any developer contributions derived from those new developments can be attributed to this scheme in addition.

To inform forward planning and robust budget monitoring of the BN Capital Programme a sum, in excess of £15m, has been earmarked within the programme for this scheme. These new costs, therefore, represent a small saving against that provision.

The Rosherville site on London Road is not owned by KCC so no capital receipt can be received.

An allowance of up to £2,500 may be payable to the school, to outfit each new teaching room with appropriate ICT equipment, such as touch screens or projection equipment. This will be met from the overall Capital allocation for this project.

### ***Revenue***

Should the scheme progress, £6,000 per newly provided learning space, would be provided towards the cost of furniture and equipment, such as tables, desks, chairs, cabinets and learning resources.

The school would also receive funding for the additional pupils that it admits in line with the funding allocated to schools through KCC's Schools Funding Formula.

Both of these revenue allocations will be met from the Growth Funding provision held within the dedicated school's grant.

### ***Human***

The school will appoint additional staff as required; utilising revenue funding allocated through the Schools Funding Formula for these additional pupils.

### **Equalities implications**

An equal opportunities impact assessment has been completed that indicates that there are no issues.

### **Legal Implications**

The contracting for the project will be managed by the Director of Infrastructure. All works will be fully compliant with the building and planning regulations.

### **DPIA (if relevant)**

The Aletheia Academies Trust is the data handler. KCC will not handle any personal data relating to this decision.

### **Cabinet Committee Recommendations and Other Consultation:**

This decision will be considered at the meeting of the Children's, Young People and Education Cabinet Committee on 6 March 2024.

### **Any Alternatives Considered and Rejected:**

There is one other alternative option to provide additional provision in the locality, that of expanding Lawn Primary School. This alternative was rejected, because Lawn Primary School, is also situated on a very small site and will encounter challenging Highways constraints along with the logistical challenge of needing to reconfigure existing buildings before introducing additional accommodation on to the already constrained site.

### **Any interest declared when the decision was taken, and any dispensation granted by the Proper Officer:**

None

Empty rectangular box at the top of the page.

.....  
signed

.....  
date

This page is intentionally left blank



## EQIA Submission – ID Number

### Section A

**EQIA Title**

Relocation and Expansion of Rosherville Church of England Academy

**Responsible Officer**

David Hart - CY EPA

### Type of Activity

**Service Change**

No

**Service Redesign**

No

**Project/Programme**

No

**Commissioning/Procurement**

No

**Strategy/Policy**

No

**Details of other Service Activity**

Expansion and Relocation of a School

### Accountability and Responsibility

**Directorate**

Children Young People and Education

**Responsible Service**

Education, Planning and Access

**Responsible Head of Service**

Ian Watts - CY EPA

**Responsible Director**

Christine McInnes - CY EPA

### Aims and Objectives

On 11/03/2022, through Decision number 22/00009, the Cabinet Member for Education and Skills agreed the proposal, subject to final financial information. This proposal has now been costed and agreement is now being sought by the Assistant Director North Kent, Ian Watts, for funding approval.

The Ebbsfleet Development Corporation (EDC) is overseeing three new developments in Northfleet, Gravesham. These developments are known as Cable Wharf, Harbour Village and Grove Road. The total of new housing is anticipated to generate between 1FE and 1.5FE of new primary demand. Analysis of the provision in the Northfleet planning group indicates that there is insufficient capacity to accommodate this demand.

The proposal addresses two issues. That of increasing the primary provision in the area and providing Rosherville Church of England Academy with a new site and modern buildings, within the Cable Wharf development, but less than 200 metres from the existing school site. This issue has been mentioned in previous Kent Commissioning Plans.

Rosherville Church of England Academy is a small 20 PAN primary school, sited on a challenging site on top of a quarry cliff. The site is unsuitable for several reasons. It is restricted by topography on the south and east boundaries, and by the B2175 (London Road) to the north. The site is made up of several smaller parts that have separate freeholders, including the Church Wardens of the Diocese of Rochester.

The school buildings are either very old or in need of replacement, with the main building being of Victorian era. The remaining buildings require constant maintenance to remain fit for purpose. Whilst there is no immediate danger to the school buildings on the existing site, the chalk cliffs are sheer, at about 12m high. The school cannot expand on its existing site.

With a PAN of 20, Rosherville Church of England Academy has to carefully manage smaller class sizes to remain a viable school. Increasing the school's PAN to 1FE and then again to 2FE will make the school much more financially viable and support the future of the school.

As previously reported to CYPE Cabinet Committee, to further support the new developments in the area, the new school will also include a 26 place nursery and additional SEN space for a Specialist Resource Provision (SRP) or similar.

Following an inspection that took place in September 2022. Ofsted deems Rosherville Church of England Academy to be a 'GOOD' school. The school is rated 'OUTSTANDING' by SIAMS (Statutory Inspection of Anglican and Methodist Schools) in their most recent inspection.

It is a popular school with parents. The school is part of the Aletheia Academies Trust.

There is one other alternative option to provide additional provision in the locality, that of expanding Lawn Primary School. This alternative was rejected, because Lawn Primary School, is also situated on a very small site and will encounter challenging Highways constraints along with the logistical challenge of needing to reconfigure existing buildings before introducing additional accommodation on to the already constrained site.

In reviewing the options for introducing additional provision into the area, it was acknowledged that a completely new 2FE school would come with a possibility of creating overprovision in the area, which could have a detrimental effect on Rosherville CE Academy and other local schools. Therefore, by relocating Rosherville CE Academy into the new building, it would result in the provision of 280 additional primary places rather than 420, thus mitigating the risk of overprovision whilst providing the academy with new, fit for purpose premises.

If no further action is taken in the longer term, Kent County Council will find it extremely difficult to provide sufficient primary school places in the Northfleet planning group.

## **Section B – Evidence**

**Do you have data related to the protected groups of the people impacted by this activity?**

Yes

**It is possible to get the data in a timely and cost effective way?**

Yes

**Is there national evidence/data that you can use?**

No

**Have you consulted with stakeholders?**

Yes

**Who have you involved, consulted and engaged with?**

The consultation was conducted by the Aletheia Academy Trust. The Governing Body considered the responses and resolved to agree to the proposal to expand and relocate Rosherville CE Academy

**Has there been a previous Equality Analysis (EQIA) in the last 3 years?**

No

**Do you have evidence that can help you understand the potential impact of your activity?**

Yes

## **Section C – Impact**

<b>Who may be impacted by the activity?</b>
<b>Service Users/clients</b> No
<b>Staff</b> No
<b>Residents/Communities/Citizens</b> Residents/communities/citizens
<b>Are there any positive impacts for all or any of the protected groups as a result of the activity that you are doing?</b>
Yes
<b>Details of Positive Impacts</b>
This will increase the number of school places for 4 - 11 year old children, of all and no faith. Additional SEND provision will be built into the new school building, allowing for more places for SEND children An additional 26 Nursery places for pre-school aged children.
<b>Negative impacts and Mitigating Actions</b>
<b>19. Negative Impacts and Mitigating actions for Age</b>
<b>Are there negative impacts for age?</b>
No. Note: If Question 19a is "No", Questions 19b,c,d will state "Not Applicable" when submission goes for approval
<b>Details of negative impacts for Age</b>
Not Completed
<b>Mitigating Actions for Age</b>
Not Completed
<b>Responsible Officer for Mitigating Actions – Age</b>
Not Completed
<b>20. Negative impacts and Mitigating actions for Disability</b>
<b>Are there negative impacts for Disability?</b>
No. Note: If Question 20a is "No", Questions 20b,c,d will state "Not Applicable" when submission goes for approval
<b>Details of Negative Impacts for Disability</b>
Not Completed
<b>Mitigating actions for Disability</b>
Not Completed
<b>Responsible Officer for Disability</b>
Not Completed
<b>21. Negative Impacts and Mitigating actions for Sex</b>
<b>Are there negative impacts for Sex</b>
No. Note: If Question 21a is "No", Questions 21b,c,d will state "Not Applicable" when submission goes for approval
<b>Details of negative impacts for Sex</b>
Not Completed
<b>Mitigating actions for Sex</b>
Not Completed
<b>Responsible Officer for Sex</b>
Not Completed
<b>22. Negative Impacts and Mitigating actions for Gender identity/transgender</b>
<b>Are there negative impacts for Gender identity/transgender</b>
No. Note: If Question 22a is "No", Questions 22b,c,d will state "Not Applicable" when submission goes for approval

<b>Negative impacts for Gender identity/transgender</b>
Not Completed
<b>Mitigating actions for Gender identity/transgender</b>
Not Completed
<b>Responsible Officer for mitigating actions for Gender identity/transgender</b>
Not Completed
<b>23. Negative impacts and Mitigating actions for Race</b>
<b>Are there negative impacts for Race</b>
No. Note: If Question 23a is "No", Questions 23b,c,d will state "Not Applicable" when submission goes for approval
<b>Negative impacts for Race</b>
Not Completed
<b>Mitigating actions for Race</b>
Not Completed
<b>Responsible Officer for mitigating actions for Race</b>
Not Completed
<b>24. Negative impacts and Mitigating actions for Religion and belief</b>
<b>Are there negative impacts for Religion and belief</b>
No. Note: If Question 24a is "No", Questions 24b,c,d will state "Not Applicable" when submission goes for approval
<b>Negative impacts for Religion and belief</b>
Not Completed
<b>Mitigating actions for Religion and belief</b>
Not Completed
<b>Responsible Officer for mitigating actions for Religion and Belief</b>
Not Completed
<b>25. Negative impacts and Mitigating actions for Sexual Orientation</b>
<b>Are there negative impacts for Sexual Orientation</b>
No. Note: If Question 25a is "No", Questions 25b,c,d will state "Not Applicable" when submission goes for approval
<b>Negative impacts for Sexual Orientation</b>
Not Completed
<b>Mitigating actions for Sexual Orientation</b>
Not Completed
<b>Responsible Officer for mitigating actions for Sexual Orientation</b>
Not Completed
<b>26. Negative impacts and Mitigating actions for Pregnancy and Maternity</b>
<b>Are there negative impacts for Pregnancy and Maternity</b>
No. Note: If Question 26a is "No", Questions 26b,c,d will state "Not Applicable" when submission goes for approval
<b>Negative impacts for Pregnancy and Maternity</b>
Not Completed
<b>Mitigating actions for Pregnancy and Maternity</b>
Not Completed
<b>Responsible Officer for mitigating actions for Pregnancy and Maternity</b>
Not Completed
<b>27. Negative impacts and Mitigating actions for Marriage and Civil Partnerships</b>
<b>Are there negative impacts for Marriage and Civil Partnerships</b>
No. Note: If Question 27a is "No", Questions 27b,c,d will state "Not Applicable" when submission goes for approval

<b>Negative impacts for Marriage and Civil Partnerships</b>
Not Completed
<b>Mitigating actions for Marriage and Civil Partnerships</b>
Not Completed
<b>Responsible Officer for Marriage and Civil Partnerships</b>
Not Completed
<b>28. Negative impacts and Mitigating actions for Carer's responsibilities</b>
<b>Are there negative impacts for Carer's responsibilities</b>
No. Note: If Question 28a is "No", Questions 28b,c,d will state "Not Applicable" when submission goes for approval
<b>Negative impacts for Carer's responsibilities</b>
Not Completed
<b>Mitigating actions for Carer's responsibilities</b>
Not Completed
<b>Responsible Officer for Carer's responsibilities</b>
Not Completed

This page is intentionally left blank

To: All SACRE Members, Council Members,  
Kent County Council Corporate Director, Children, Young People and Education,  
Head Teacher / Chair of Governors all schools in Kent, NASACRE and the DFS

# **KENT STANDING ADVISORY COUNCIL FOR RELIGIOUS EDUCATION**

**ANNUAL REPORT  
2022-2023**

**Kent SACRE is a member of the National  
Association of SACREs**



## **SACRE Chairman's remarks**

Global events highlight the need for good quality religious education so our students can understand some of the issues which underpin these events.

In Kent we strive to improve the quality of religious education. Awards like the Wire Award encourage teachers to be proactive in delivering religious education.

2023 has also seen the retirement of some long-standing members and I personally thank them for the passion and service to religious education in Kent.

I also want to thank the wider SACRE membership along with our professional adviser as well as Kent County Council in supporting Kent SACRE

Cllr Steve Manion

Kent SACRE met three times during the year at Sessions House, County Hall, Maidstone on 24<sup>th</sup> November 2022, 2 March and 15<sup>th</sup> June 2023. These are hybrid meetings with about half the members on line and half in person.



## Attendance at Meetings

<b>GROUP A: Faiths and other beliefs other than C of E</b>	<b>Attendance</b>	<b>GROUP B: Church of England</b>	<b>Attendance</b>
N Younosi Muslim Retired Spring 2023	1	<b>Canterbury Diocesan board of Education</b>	
A Goldstein Jewish	0	R Swansbury Left Spring 2023	2
J Grant Bah'ai	2	R Walters	2
G Spragg Methodist	0	Ms Ralph from Spring	2
J Wigg Salvation Army	3	<b>Rochester Diocesan Board of Education</b>	
N Kaur Cheema Sikh	1	J Roddan	1
F Hawkes Catholic	2	C Bostock	3
M Paddison Baptist	3	N Brownfield	3
C Elapatha Buddhist	1	<b>GROUP D: LA</b>	
		S Manion Chair	3
		A Brady	2
		S Hamilton	3
		Mr Jeffrey	1 Of 1
<b>GROUP C: Teachers</b>	<b>Attendance</b>	<b>Others</b>	
K Burke	3	Clerk from Democratic Services	3
J Paul	3	P Smith-Orr RE Consultant	3
M Duncombe	1		
Coopted - E Pope	1		
Mr A Shepherd	2		

## Overview

The big discussion this year was the launch of the updated Kent Agreed Syllabus in October 2022 and trying to ensure that it was sent to all schools. At the meetings we have a few standing items such as the budget, the development plan progress, membership, and the Kent SACRE WIRE award. Other discussions this year were on some films for schools to use that we have been making, NASACRE and a report from the RE Consultant each term. We have discussed the Interfaith groups in Kent and a Holocaust Memorial Day event that was held. The self-evaluation tool was used in Spring 2022 so will be looked at again in 2024. A

development plan with progress achieved and the self-evaluation results are at the end of this report.

### **Religious Education Statutory responsibilities.**

The updated locally agreed syllabus was launched in October 2022 at an all-day event with advisers from RE Today leading. During the day there was training for all schools and separate training sessions for primary and secondary. The papers for this day were kindly printed by Kent County Council officers. There was a bit of trouble getting the link to the new syllabus sent to the 500 plus schools in Kent and a message was put on the Kelsi website for schools to contact the Re Consultant if they had not received it. The RE consultant is available to answer email requests for information and questions of a specific nature and many schools use this facility through the year.

Monitoring is difficult but is done through looking at websites and receiving emails from schools. We run the WIRE award in Kent and schools send in evidence to be judged by the committee at each meeting. This does give an indication of the work being done in schools that apply. During this year the seven schools that achieved the award were Allington, Garlinge, Leeds and Broomfield, Parkway and Sheldwich, Cecil Road and Victoria Road Primaries. Members of the SACRE go to the schools and award the certificates. Some pictures can be found below. In the Autumn meeting we slightly revised the criteria for the award to focus more about the impact that RE is having on the pupils. As far as we know no school has applied for the REQM.

We had a discussion on links with teaching hubs. Mr Shepherd volunteered to run a network meeting for schools local to his at Garlinge. This was agreed and Mrs Paddison, our Baptist representative, agreed to support him. The first meeting was on zoom and there have subsequently been a couple of further meetings in person. Mrs Hawkes the Catholic representative and head of RE at a boys grammar school also arranged a network meeting for secondary teachers which went very well and further meetings will be arranged. Ms Brownfield of the Rochester Board of Education will also be running a local network meeting during the next year. These meetings will enable us to get an idea of RE in several schools and will hopefully benefit the RE Coordinators. Advice to the LA has been to ask for exam results and to use our budget for a Kent wide meeting to see that the new syllabus is embedded in schools.

During covid it was decided that we would try to help schools by making some films of pupils talking about their faith. This was undertaken mainly by Mrs Burke and edited by Mrs Swansberry's husband. Unfortunately, there has been a problem with who can hold the films securely and pass them to the schools. This has now been resolved and schools can ask for a link to the Canterbury Diocese website where the films are held in a secure area.

The WIRE Award certificate is given by a SACRE member during a collective worship, here are Garlinge Primary and Sheldwich Primary being presented with their awards.



### Collective Worship Statutory Responsibilities

There has been no monitoring of collective worship this year. The secondary teachers network briefly discussed it. It would seem that a look through the schools' websites again might be a good idea. There is a Guidance on Collective Worship available on the Kelsi website for schools.

There have been no Determinations referred to SACRE, members have been trained in how to deal with this if it arises.

### Links with other bodies

Kent SACRE members are linked with, and part of many different other organisations as follows:

The Education Boards of Canterbury and Rochester	Support teachers and advisers nationally on RE for children with special needs.
Trustee of the Kent Liberal Jewish community.	Peripatetic teacher of learners with vision impairment
Maidstone Interfaith Network. Tunbridge Wells Interfaith	Church of England General Synod and Canterbury Deanery Synod
Kent SACRE is a Member of NASACRE	Council of Reference of the Church of England Readers Council.
HMD commemoration event committee	Chair of Gobs at Victoria Rd Ashford
The Salvation Army	Chair at Little Ark preschool Ashford
Links with the NATRE exec and Culham St Gabriel's	Vice Chair at ACE Academies Ashford.
Head Teacher of a school in the Alethia Anglican Academies Trust	Methodist Church Elder and ECC - Ecumenical Church Council
Members of local faith forums go into schools to talk about faith.	President of Northwest Kent branch Trade Union NASUWT

### Local Involvement

Members of Maidstone and Tunbridge who are members of SACRE visit schools and talk about their faith.

### SACRE'S Statutory Responsibility

The SACRE has the support of an RE Consultant at each meeting and advising teachers by email. We also have the support of the Democratic Services to do clerking for the meetings, The Education People service helps with arrangements for course for teachers.

The members of Kent SACRE are reasonably representative of the county of Kent, new members are sought if there is a vacancy and members are asked for a letter of recommendation from their governing body. This year we had some resignations but have either replaced the representative or are in the process of doing so.

We are fortunate to have members from both the Rochester and Canterbury Boards of Education, this is useful for links with schools in Kent and for their insight into the state of RE and Collective Worship in the County.

The budget holder of the SACRE budget is available and provides a termly budget update and the SACRE has up to £5000.00 per year to spend. Hybrid meetings are held at the Kent County Council offices in Maidstone.

### Appendix A Self-Evaluation of Kent SACRE – March 2022

Number	Key Area	Requires improvement	Developing	Established	Advanced
<b>Section 1 management of SACRE</b>					
1a	Funding: Professional and financial support			x	
1b	SACRE meetings				x
1c	Membership and training		x		
1d	Improvement/development planning			x	
1e	Information and advice		x		
1f	Partnerships with key stakeholders			x	
1G	Relations with the Academies sector			x	
<b>Section 2 Standards and Quality of Provision of RE</b>					
2a	RE provision across the LA.			x	
2b	Standards of achievement and public examination entries	x			
2c	Quality of learning and teaching.	x			
2d	Quality of interaction and communication with leadership and management of RE			x	

2e	Relations with academies and other non-LA maintained schools.	x			
<b>Section 3 The effectiveness of the Locally Agreed Syllabus</b>					
3a	The review process			x	
3b	The quality of the local Agreed Syllabus			x	
3c	Launching and implementing the Agreed Syllabus			x	
3d	Membership and training of the Agreed Syllabus Conference (ASC)				x
3e	Developing the revised agreed syllabus			x	
3f	Making best use of National Guidance				x
<b>Section 4 How effectively does the SACRE fulfil its responsibilities for the provision and practice of Collective Worship</b>					
4a	Supporting pupil entitlement		x		
4b	Enhancing the quality of provision of collective worship		x		
4c	Responding to requests for determinations				x
<b>Section 5 Contribution of SACRE to promoting cohesion across the community</b>					
5a	SACRE's membership			x	
5b	SACRE's understanding of the local area				x
5c	SACRE's engagement with the community cohesion agenda			x	
5d	SACRE's role within wider LA initiatives on community cohesion		x		

## Development Plan September 2022- July 2023

**PRIORITY OBJECTIVE: Advise the LA on RE given in accordance with the Agreed Syllabus**

### Advise and Guidance for Teachers

What?	and How?	Reporting	Resources	Legal Requirements	Progress
Analysis of exam results	Compilation of local and national data	Written Draft report to SACRE  Annual Report sent to NASACRE, the LA, the DfE and the Education Cabinet Committee	Consultant – 2 days SACRE Chairman	Publish an Annual Report which is sent to NASACRE and the DofE	The annual report was written and sent out in the Autumn Term. The DfE was unable to send Councils the breakdown of exam results. NASACRE is looking into this.
Hold 3 meetings of SACRE p.a. plus 3 meetings of Chair's pre-briefing meeting	On a virtual platform or face to face as desired	Agendas and Minutes Financial Budget Annual Report	Consultant – 9 days Admin support Chair Membership	Hold meetings in public. Make Agendas and Minutes available to the public	Autumn, Spring and summer term meeting held
Advise LA on RE and CW matters relating its functions	Annual Report Verbal/written reports/briefings	Annual Report Verbal/written reports/briefings  Publish annual report by December 2022	Consultant – 4 days Admin support SACRE Chairman	Produce and publish Annual Report to advise LA Meetings with LA Members & Officers as appropriate	As No1 above

CPD for Kent schools	Train teachers in use of revised syllabus Hold Secondary Hub meetings	To SACRE after the event Report on progress	Adviser, RE today. Liz Pope, Adviser, National Hub leader. Canterbury University	Ensure good quality CPD for schools	Meetings held with providers and SE Hub leader. Primary network meeting led by A Shepherd in Spring term and summer term. Secondary network meeting booked for 20 <sup>th</sup> June.
Support for collective Worship in Schools	Discuss cw in meetings Put on training for teachers?	SACRE members to attend training event Cllr members to report on CW from school visits	Adviser Guest Cllrs	To monitor quality and practice of CW In Kent schools	Still need to discuss
Monitor provision of RE and schools  Encourage teachers to look at the Kelsi website	Re visiting Monitoring websites  Send out survey to RE coordinators	Written summary to SACRE annually Guidance sent to schools Send a news sheet to RE Coordinators each term on Kelsi	Consultant – 2 days Admin support	Monitor the provision and quality of RE	Kelsi have updated some items Teachers contacting Adviser through Kelsi
The WIRE Award  Encourage schools	Advertise through news bulletin, the Kent and Medway Hub on Facebook and	Each termly meeting to look at any entries and judge them Members of SACRE to	Certificates Judging panel of SACR	Monitor the provision and quality of RE	WIRE awards presented to 4 schools during

to take the award. Give advice	the Kelsi website. Tell teachers when the SACRE meeting will be.	give out certificates to local schools	Members		Autumn/spring Summer term judging to take place
Ensure the revised Agreed Syllabus 2022 is in schools	RE Today to publish revised Syllabus	Report on training to SACRE meeting in November	SACRE budget plus to be used- Contact Emma Stone	Provide an up to date RE Syllabus for schools in Kent	Syllabus Launched in October, schools sent digital copy. still sending the link to some schools

**OBJECTIVE: Management of SACRE**

What?	and How?	Reporting	Resources	Legal Requirements	Progress
Raise profile and status of Kent SACRE	Use the self-evaluation toolkit to focus on developing areas  Communications with LA and schools  Relationship with LA  Hold Kent Governors course	At SACRE meetings  Evaluation and feedback to SACRE  SACRE Annual report  RE Consultant	SACRE members SACRE Chairman Consultant Admin. Support  RE Consultant  Enquire with Governor services -speak about new syllabus	Stakeholders to contribute to wider educational objectives of the LA  December 2022  Governor knowledge of RE curriculum in schools	Undertaken in march 2022 Needs to be planned for spring 2024      Not achieved
Membership of SACRE to better reflect diversity of religions and teacher community	Check membership and ask unrepresented groups to send a rep.  Ask Kent teachers to attend	Verbally to SACRE	Membership Chair and Vice Chair Clerk to keep track of membership	Bring together local stakeholders to act positively for the LA on statutory duties for RE and	ongoing



				CW and wider strategic educational objectives	
Membership of SACRE training and understanding of educational objectives	<p>Training for members during SACRE meetings</p> <p>Encourage members to attend NASACRE training event</p>	To SACRE and in Annual report	RE Consultant using NASACRE materials	Members to advise the LA on RE and CW and wider educational objectives of the LA	Members to be given space to report on training sessions from NASACRE Summer term meeting report from NASACRE Agm
Support high quality CPD	<p>LA to be advised to commission CPD</p> <p>Collaboration with Dioceses</p> <p>Collaboration with CCCU and Regional (NATRE) Hub</p>	Financial support from budget as appropriate Evaluation and feedback to SACRE	SACRE members SACRE Budget	Monitor the provision and quality of RE	<p>Autumn 2023 virtual meeting to be planned</p> <p>Local meetings undertaken. Larger meeting postponed until spring 2024</p>

This page is intentionally left blank

**16 MAY 2024**

- |                                 |               |  |
|---------------------------------|---------------|--|
| • Performance Monitoring        | Standing item |  |
| • Ofsted Update                 | Standing item |  |
| • School Expansions/Alterations | Standing Item |  |
| • Work Programme                | Standing item |  |

**2 JULY 2024**

- |   |               |  |
|---|---------------|--|
| • School Expansions/Alterations                                     |               |  |
| • Performance Monitoring  | Standing item |  |
| • Ofsted Update   | Standing item |  |
| • Kent Safeguarding Children Multi-Agency Partnership Annual Report |               |  |
| • Work Programme  | Standing item |  |

This page is intentionally left blank