

The Adult Social Care Accommodation Strategy

Right Homes: Right Place: Right Support

Adult Social Care Cabinet Committee
19 September 2024

Richard Ellis: Director of Adult and Integrated Commissioning

Simon Mitchell: Assistant Director Adult Social Care Commissioning

Strengths

Kent County Council has a good track record in developing supported accommodation, ie supported living and extra-care housing

We have providers who want to engage, invest and innovate

We have district/borough partners that want to meet the housing needs of their populations including older people and people with disabilities

Weaknesses

We have a limited range of options and some models of support that no longer meet needs

We have gaps in provision – geographically and in meeting particular needs

We have an over reliance on residential care because we don't have the right supported accommodation offer

Opportunities

District/borough councils active in seeking to develop social and specialist housing

Providers of housing and support looking to invest and innovate

An opportunity to re-imagine our offer as the contracts for the support in these setting are all up for re-commissioning

To co-produce the new models of housing and support with those who draw on it

Aim:

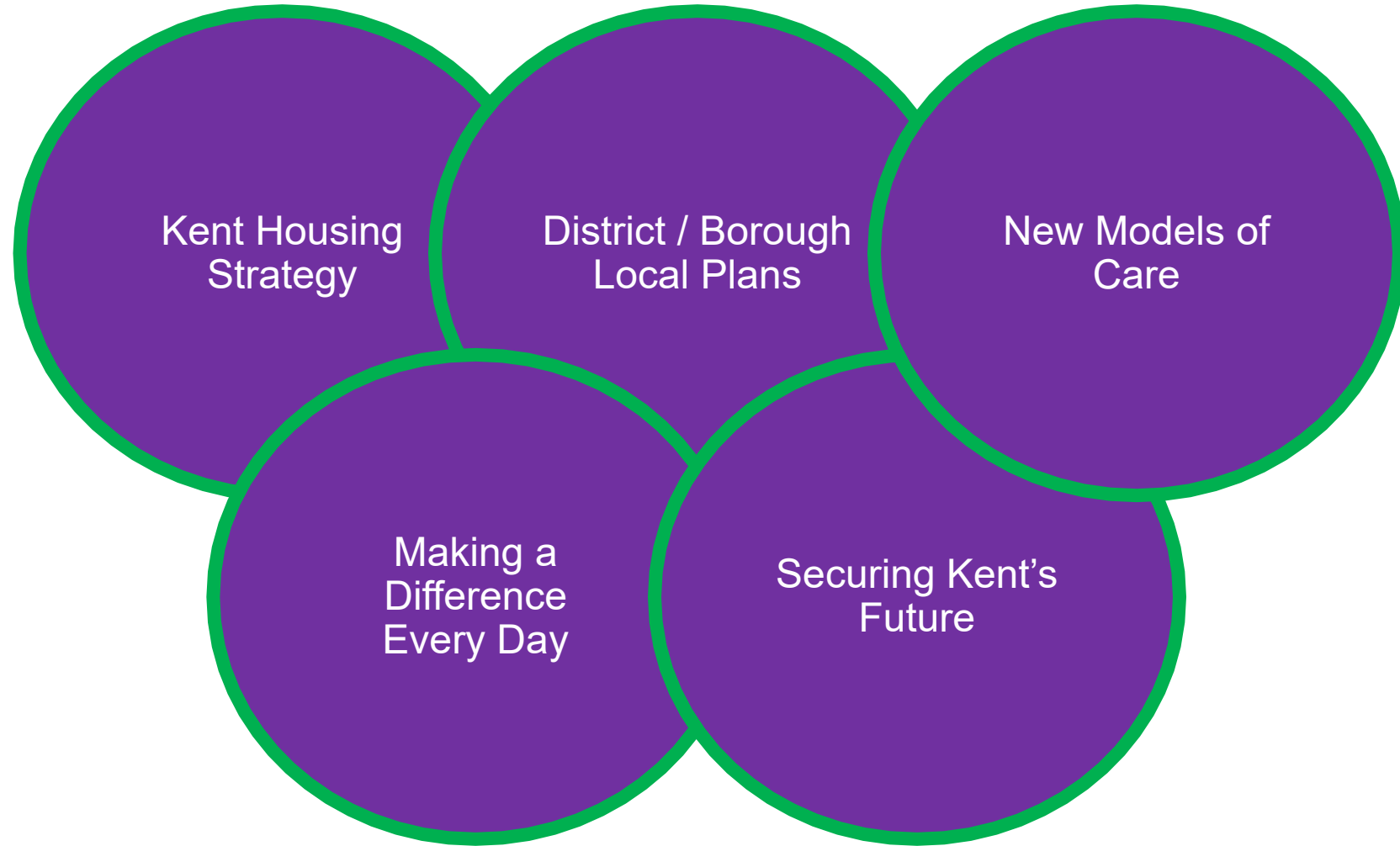
to re-imagine care and support in accommodation,

- ensuring equity of access
- reflecting the different needs of communities (geographic and communities of interest)
- ensuring a wide range of supported accommodation types across Kent
- and offering a choice to remain in a home of their own for those who need to live in an environment with support on-site without needing to move into residential care.

How:

by developing a new Accommodation Strategy and re-commissioning the contracts for Supported Living, Extra Care, and residential care in line with this

- co-producing these with the people that draw on care and support, district/borough partners and providers;
- to expand the choice of types of supportive accommodation so that people for whom mainstream housing is no longer appropriate can remain in their communities in a home of their own
- Working with our current Kent providers to review and renew their offer (eg Leonard Cheshire)
- Working with districts/boroughs to reflect specialist needs in their housing strategies (eg Maidstone)
- Identifying gaps in provision and actively seeking opportunities – (eg Sheppey, eg Acquired Brain Injury)
- Learning from best practice elsewhere and developing our own models in response to needs and wants.



Strategic Priority 1:

Right homes in the right place with the right support

Strategic Priority 2:

Increase in housing with care schemes

Strategic Priority 3:

Increase capacity for specialist dementia care

Strategic Priority 4:

Increase in supported accommodation

Strategic Priority 5:

Work with the market to foster continual improvement in the quality of nursing and residential care homes

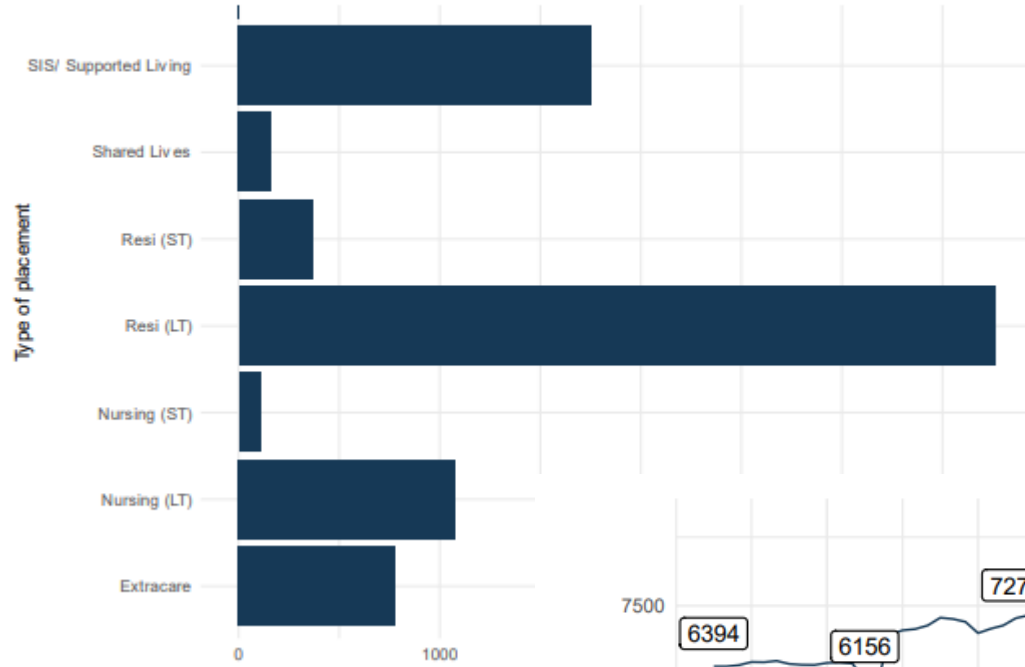
Strategic Priority 6:

Make best use of land availability for developments of housing that meet the strategic priorities of the strategy

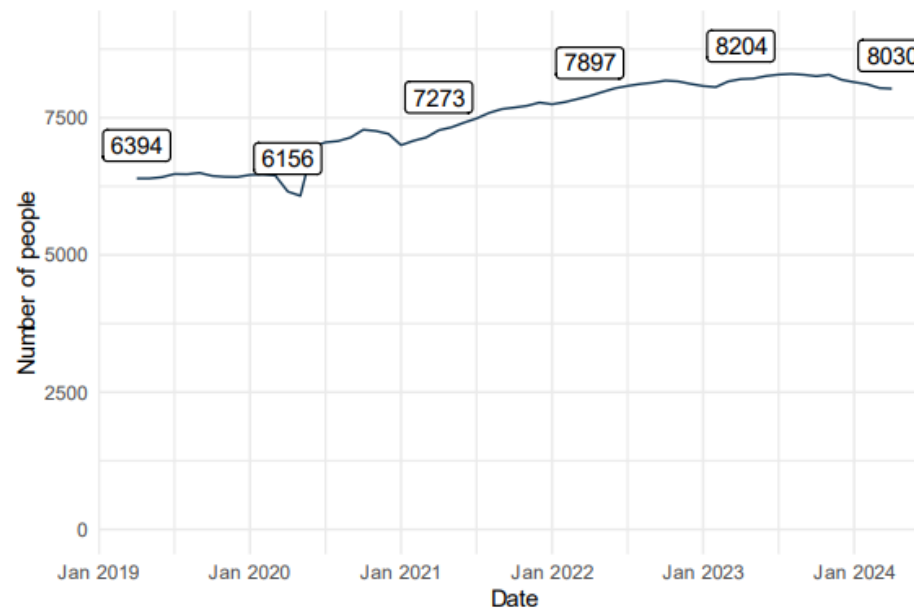
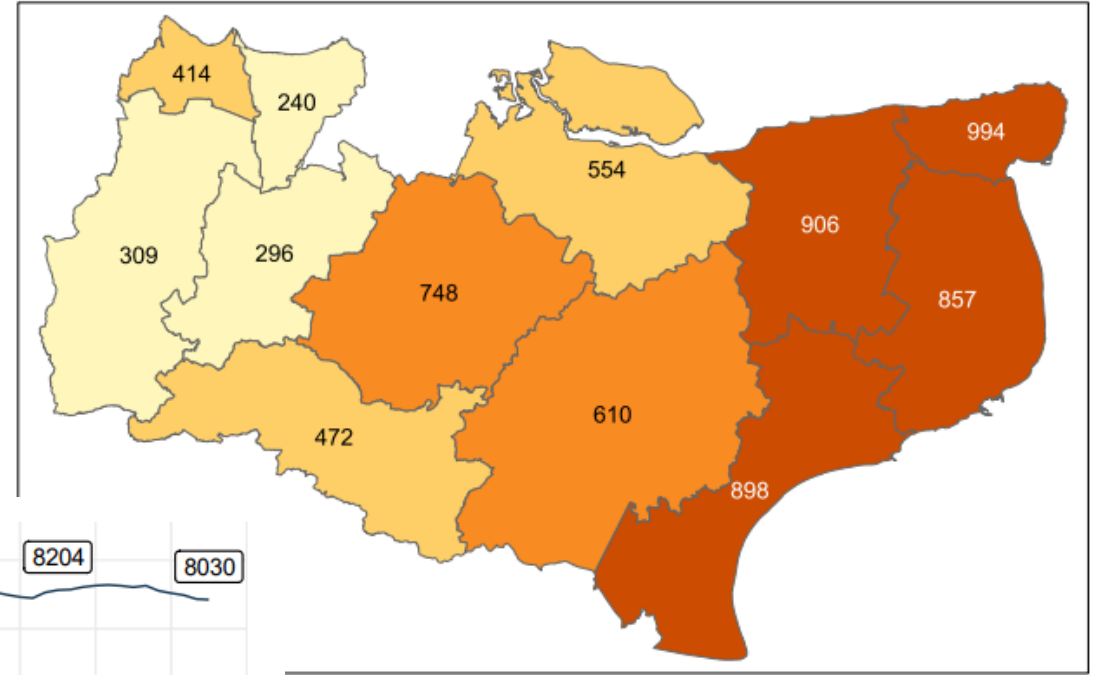
Strategic Priority 1: Right homes in the right place with the right support

Making a difference every day

The number of placements of each type being provided for by KCC as of the 02/04/2024 (ASCH services PBI 2024)




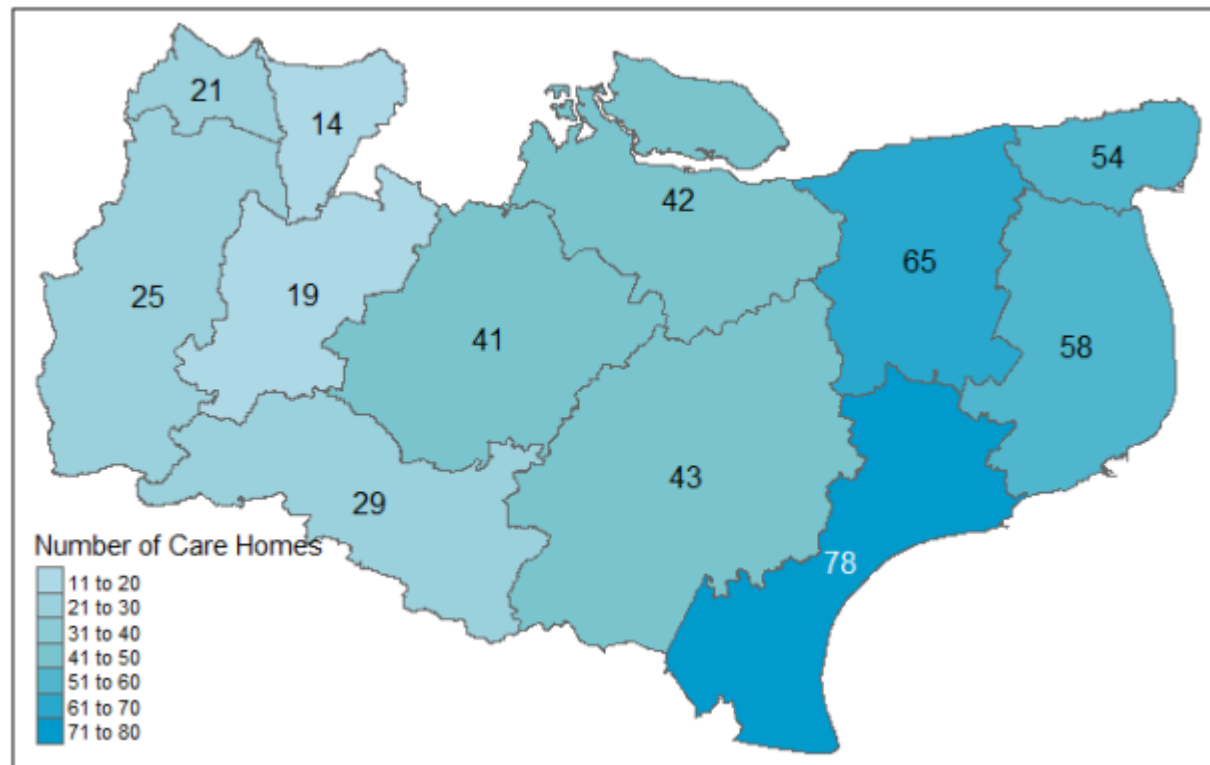
The number of people in a placement provided by KCC as of 02/04/2024 in each district, (ASCH services PBI 2024)



Strategic Priority 1: Right homes in the right place with the right support

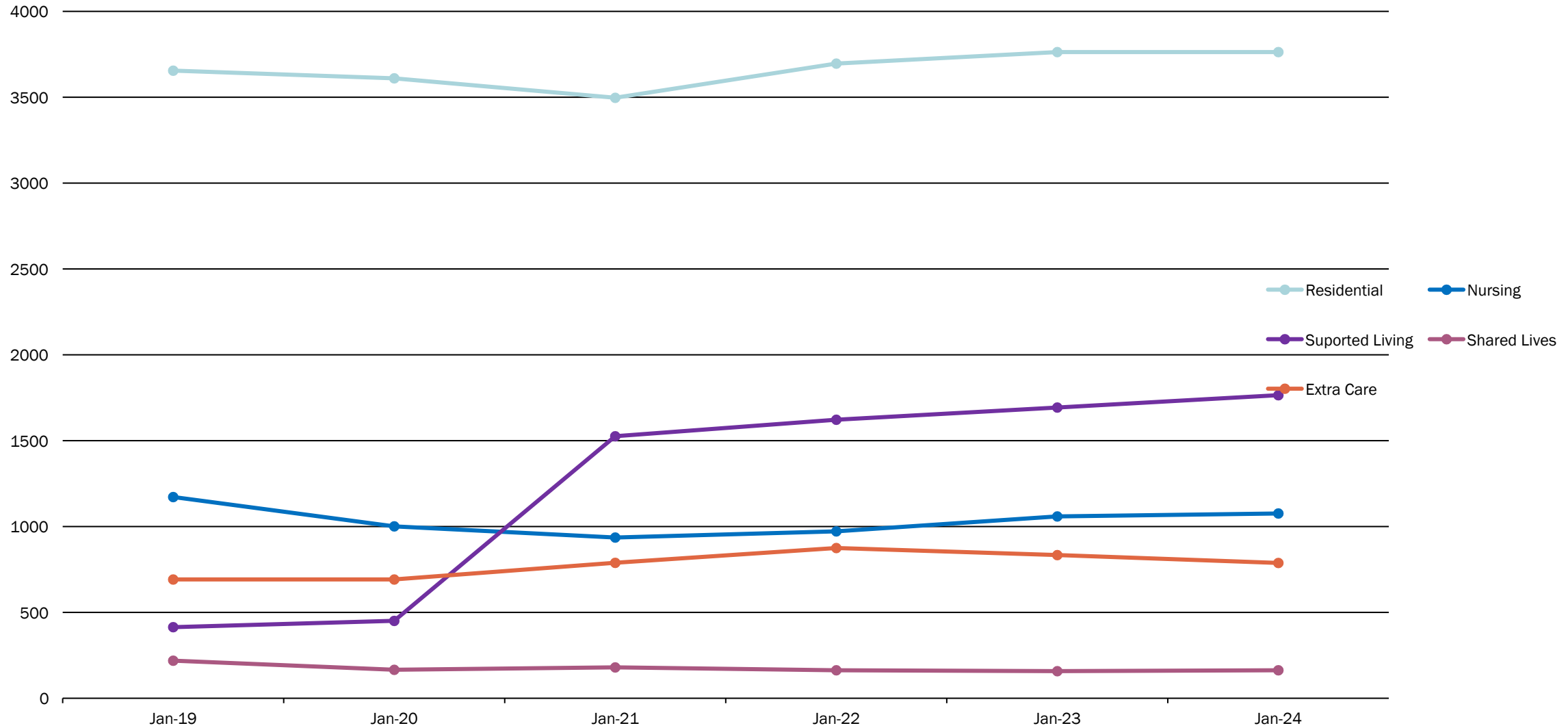
Making a difference every day

There has been an increase of 115 active care homes in Kent in the last five years. There has been an increase in the number of care homes in every district in the last five years. Thanet has had the largest increase in care home numbers.



Strategic Priorities 2/4: Increase in housing with care /supported accommodation – across placement setting types

Making a difference every day

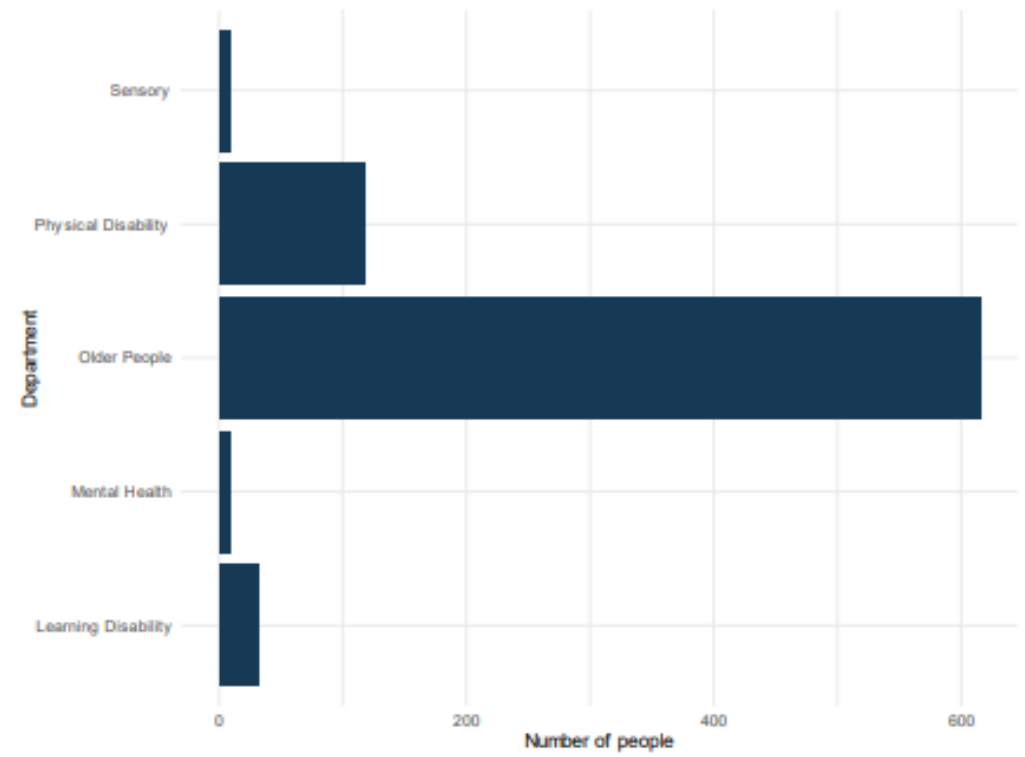


Strategic Priorities 2/4: Increase in housing with care /supported accommodation

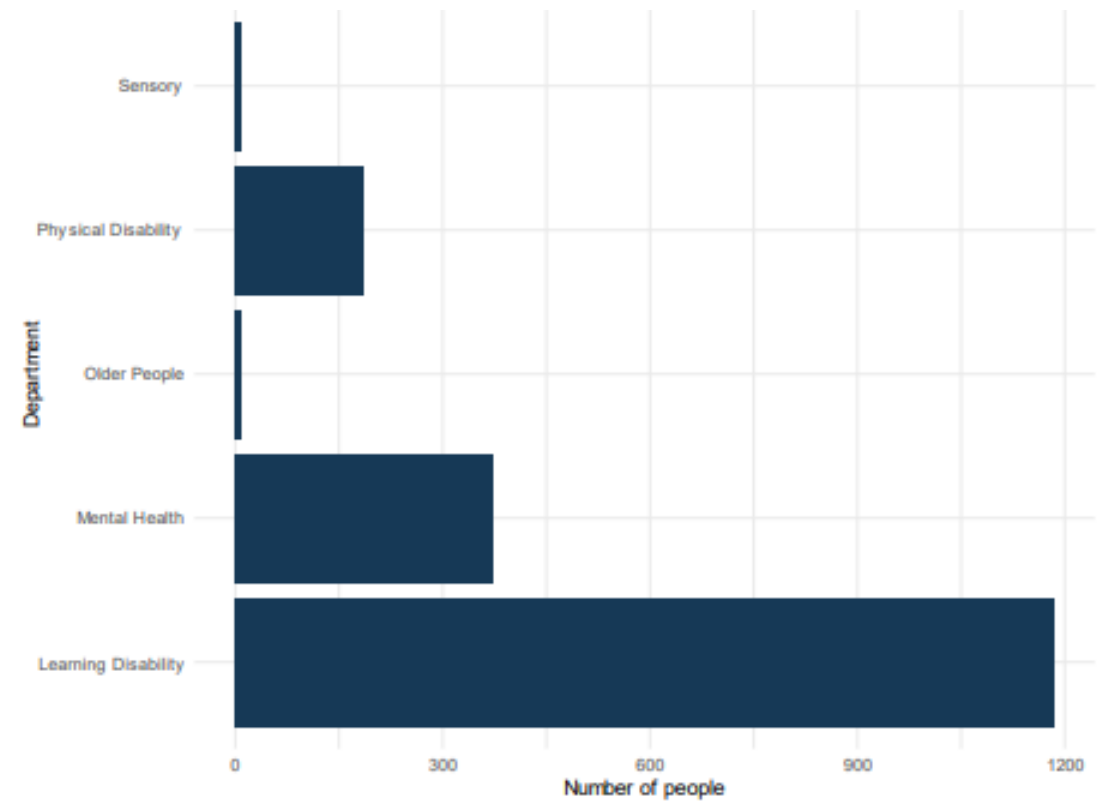


Showing proportion of placement need across Extra Care and Supported Living placement groups

Extra Care

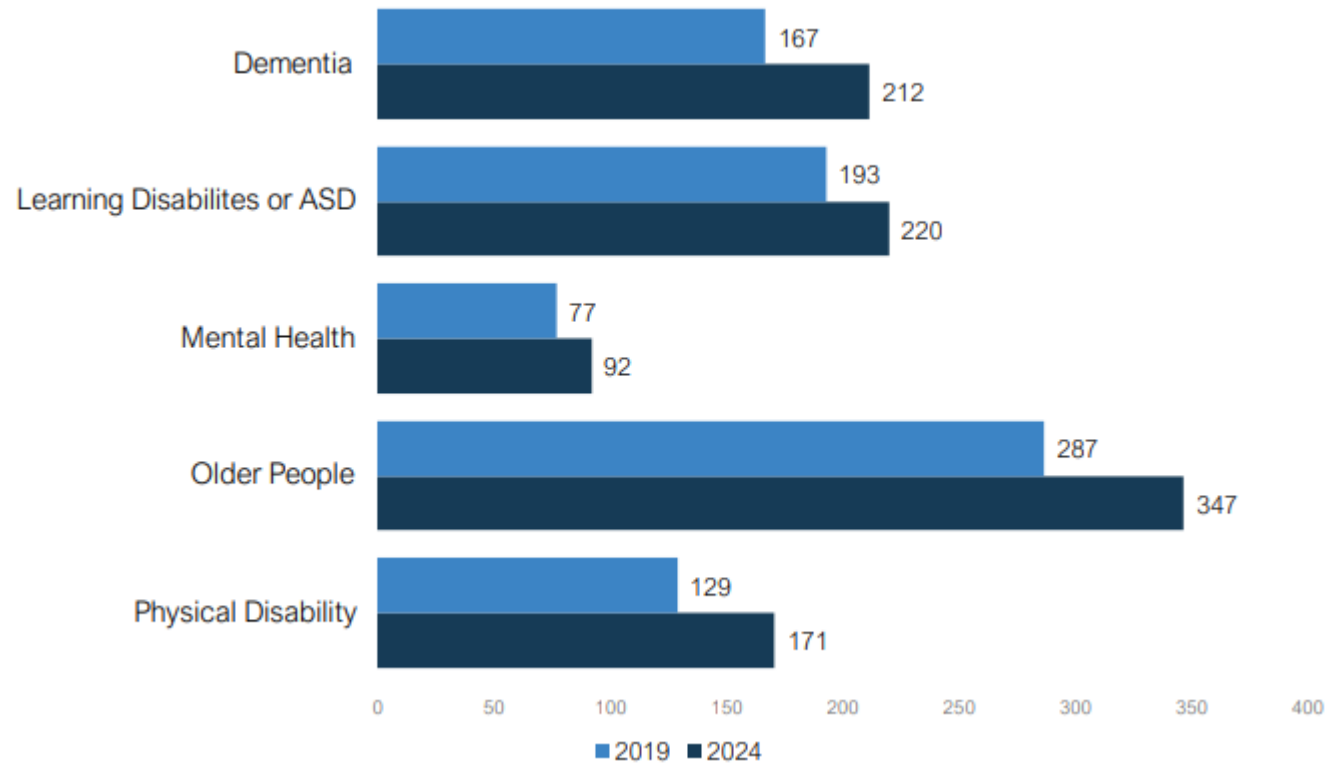


Supported Living



Strategic Priority 3: Increase capacity for specialist dementia care

Making a difference every day



Graph showing the increase in numbers of care homes between 2019 – 2024 and support categories

Technology:

- Greater use of digital technologies across all provision - including development of smart homes
- Digital connectivity – roll-out of Gov Roam to Care Homes
- Assistive and smart technology available in resident's and care homes.
- Support the market to work, innovate and provide services using digital technologies.

Community Services:

- Investment in Community Services, both health and social care, to support independent living
- Continue detailed review of the needs of individuals with a Learning Disability to determine whether they are in the best place for them.

New developments / Redevelopments:

- More supported accommodation with specialist design and tailored care and support services for those with Autism Spectrum Disorder
- Increase provision of extra care housing and other similar models
- Provision of more specialist residential provision targeted to move people into independent living
- Increase provision of nursing and dementia care homes that can support those with complex needs and behaviours that challenge due to Dementia
- Develop and increase housing capacity (Supported Accom, shared houses, Shared Lives, independent flats)
- Through developer contributions, increase the supply of wheelchair accessible housing.

Aim:

to re-imagine care and support in accommodation

- ensuring equity of access
- reflecting the different needs of communities (geographic and communities of interest)
- ensuring a wide range of supported accommodation types across Kent
- and offering a choice to remain in a home of their own for those who need to live in an environment with support on-site without needing to move into residential care.

How:

by developing a new Accommodation Strategy and re-commissioning the contracts for Supported Living, Extra Care, and residential care in line with this

- co-producing these with the people that draw on care and support, district/borough partners and providers;
- to expand the choice of types of supportive accommodation so that people for whom mainstream housing is no longer appropriate can remain in their communities in a home of their own.

- Working with our current Kent providers to review and renew their offer (eg Leonard Cheshire)
- Working with districts/boroughs to reflect specialist needs in their housing strategies (eg Maidstone)
- Identifying gaps in provision and actively seeking opportunities – (eg Sheppey, eg Acquired Brain Injury)
- Learning from best practice elsewhere and developing our own models in response to needs and wants

The Adult Social Care Cabinet Committee is asked to **NOTE** the content of the presentation