








Appendix One: Sufficiency, Placements and Commissioning Strategy 2015-18 – Performance Summary July 2017

Challenge	Measure	Current Performance	Direction (Since previous quarter)
Challenge 1: The need for effective support and Practice to ensure that as many children as possible are able to remain living at home with their families	Measure 1: We will expect to see a reduction in the number of children and young people in Care	Citizen LAC population has seen a decrease of 2% between Sept 2016 (1448) and March 17 (1412). The implementation of the National Dispersal Scheme has continued to impact on further reductions in UASC arrivals and they have decreased by 37% between Sept 2016 (766) and March 17 (481). In Jan 18, Kent will be required to take up to their national quota again of 0.07 in line with other Local Authorities.	 Improving Picture
Challenge 2: Provision of effective support and availability of suitable accommodation to meet the needs of Care Leavers	Measure 2: We expect to see an increase in the percentage of Care Leavers who are living in suitable accommodation	91.8% of Care Leavers who were contactable are living in suitable accommodation, a 1% decrease since December 2016 reporting. Ofsted (June 17) stated "Through a proactive strategic and operational response, leaders have made good progress in increasing the sufficiency of accommodation for the unexpectedly large group of care leavers."	 Improving Picture
Challenge 3: Access to high quality placements that support children in care to have stability and to achieve positive outcomes	Measure 3: We expect to see an increase in the number of children placed within 20 miles of their originating address for children with Disabilities and those in the West of the County	Numbers of disabled children being placed within 20 miles of home has remained fairly constant in the last six months to March 2017, with an increase to 65 in Dec 16 and then a slight dip to 63 children in March 17. The numbers of children from the West of the County being placed within 20 miles from their home has decreased from 246 in Sept 16 last year, to 232 this year, a reduction of 5%. There is a focus on recruitment of Foster Carers in the West of the County to improve this target.	 Less effective performance
	Measure 4: We expect to see the percentage of children remaining in the same placement for two years to remain stable	There has been a marginally improving picture over the past three years, with 69% of children who have been LAC for at least 2.5 years remaining in the same placement. Short-term stability is a focus of work currently in SCS.	 Improving Picture

Challenge	Measure	Current Performance	Direction (Since previous quarter)
Challenge 3: Access to high quality placements that support children in care to have stability and to achieve positive outcomes Challenge 4: Quality of practice and support to meet the needs of Children in Care, improving their experience of care and achieving permanence	Measure 5: We expect to grow and diversify the skill, capability and capacity of our in house foster carers	The % of children placed in KCC foster placements has remained stable with 67% of our CIC (ex UASC) placed in Sept 2015 and 66.2% placed in March 17	
	Measure 6: We expect to see a reduction in the number of Children in Care that have three or more placement moves per year	There has been a decrease in the number of children who have had 3+ placement moves in the last year from 13.4% in Sept 16 to 12.6% There is currently a sense of stability programme to support carers and further developments are being implemented to support this target.	
	Measure 7: We expect to see a continued reduction in the length of time it takes between entering care of the Local Authority and an Adoption Order being granted	Whilst the overall trend shows a clear reduction in the number of days over the last year from 474.8 in Dec 15 to 364.6 in Sept 16, the March 17 figure was an increase of 24% to an average of 454.7 days.	
	Measure 8: An increase in the number of children in permanent long term fostering placements	The use of 'permanency' as a long term care option for children has slightly increased with 1006 LAC in permanent fostering arrangements in June 2016, and 1025 in March 2017	